TOOLING SYSTEMS

Member IMC Group

TABLE OF CONTENTS

CONTENTS

CONTENTS

CONTENTS

DIN 2080	Straight Shanks & Morse Taper	FLEXFIT Modular, Threaded Adaptation	CLICKFIT Modular Tooling Systems
Pages 652-655	Pages 657-663		
COLLET CHUCK pages 652-653	ER COLLET CHUCK pages 657-661	DIN69871 page 582	DIN69871 page 581
ENDMILL page 654	SHRINKIN page 661	HSK pages 609-610	HSK page 609
SHELL MILL page 654	MORSE TAPER page 662	BT page 650	BT MAS page 650
FACE MILL page 655		STRAIGHT SHANK page 665	
SHELL COMBI page 655		ADAPTER CF-FLEXFIT page 666	
		REDUCER page 666	
		ADAPTER MULTI-MASTER page 667	
		CDP ER COLLET page 667	
		ER COLLET ER-ODP page 668	
		CAMFIX page 623	

CONTENTS

Center Alignment Devices	ER SC Collets	SHRINKIN Thermal Shrinking Chucks	SPINJETP	Accessories
			Pages 704-707	Pages 712-720
ADJ FINEFIT pages 608, 624, 670	SPR SPRING COLLET page 629	DIN 69871-SRKIN pages 573-574	ER32-SPINJET pages 704, 706	NUT page 714
ECCENTER SLEEVE page 673	SPR AA SPRING COLLET page 686	DIN 69871-SRK page 572	BT-SPINJET pages 704, 706	WRENCH pages 715, 716, 717, 719, 720
	SPR SEAL SPRING COLLETS page 687	HSK-SRK/ SRKIN pages 579-602	HSK-SPINJET pages 704, 706	PRESET & LOCK SCREW pages 715, 716, 719, 720
	SPR SEAL JET SPRING COLLETS page 688	BT-SRKIN/ SRK pages 638-641	CAMFIX-SPINJET pages 704, 706	FACE SCREW pages 716, 718
	KITS, SETS SPRING COLLETS page 696	STRAIGHT SHANK page 661	ST-SPINJET pages 705, 707	D. RING page 717
	FLEXFIT ER-ODP page 668	FLEXFIT page 667	DIN69871 SPINJET page 705	SPACER STUB page 717
	SC SPR/SEAL COLLET page 697	ER-SRK pages 692-693		COOLING TUBE page 718
	SC HYDROFIT page 699	INDUCTION unit pages 694-695		
	SHRINKIN ER-SRK pages 692-693	SHRINKIN CAMFIX pages 620-621		
	GTIN ER pages 679-680			
	SD-ER page 330			

Balancing Elements

Balancing Definitions

Introduction

Balancing is the process of equalizing the mass distribution of a body so it rotates in its bearing without unbalanced centrifugal forces.

Balancing causes reduced vibration, lower spindle strain and improved machining qualities, and allows for higher cutting parameters.

The measuring equipment available today enables unbalance to be reduced to low limits. However, it would be uneconomical to exaggerate the quality requirements. It has therefore become necessary to determine to what extent the unbalance should be reduced and where the optimum economic and technical compromise on balance quality requirements would be struck.

Definition

G - Balance quality (mm/s)
e - Specific unbalance (gxmm/Kg)
Ω - Speed (rad/s)
N - Speed (rpm)
M - Mass of the body (kg)
m - Mass of the unbalance (g)
r - Radius of the unbalance (mm)
U - Residual unbalance (gxmm)

$$e = \frac{U}{M} \; => U = M \cdot e$$

$$\Omega = \frac{2\pi N}{60} = \frac{\pi N}{30}$$

Operation

Residual unbalance equals the tool's mass (M) times its eccentricity (e). Eccentricity measures the extent to which the tool's weight is off-center.

It is defined as the distance from the tool's center of the rotation to its true center of mass.
If eccentricity is measured in microns and tool mass is measured in kilograms, this unit yields residual unbalance in gram-millimeters.

Any two sets of mass and eccentricity that yield the same unbalance value will have the same effect on the tools, so long as the residual unbalance is in the same plane perpendicular to the rotation axis.

$$U = r \cdot m$$

The residual unbalance is independent of the speed. This value reflects the unbalance mass and its distance from the true center of mass. The residual unbalance value is measured on balancing machines.

Balancing Coolent Chucks

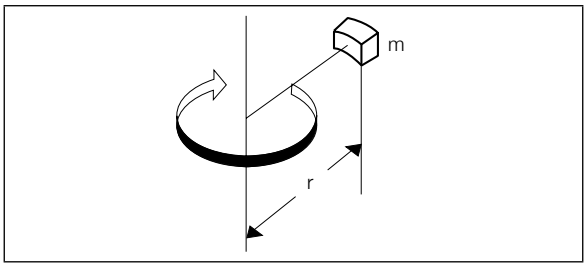

Example 1
U=2 g x mm can be treated as an unbalance mass of m=2 g in radial distance of r=1 mm or as a mass of m=0.1 g in radial distance of r=20 mm, etc.

Example 2
The residual unbalance is independent of the speed. This value reflects the unbalance mass and its distance from the true center of mass. The residual unbalance value is measured on balancing machines.

$$U = m \cdot r = >m = \frac{U}{r} = \frac{4}{20} = 0.2g$$

G value reflects the balancing quality of a toolholder according to its rotational speed (N)

$$G = \Omega \cdot e = \frac{\pi \cdot N}{30} \cdot \frac{U}{M} = \frac{U \cdot N \cdot \pi}{M \cdot 30}$$

$$e = \frac{G \cdot 30}{\pi \cdot N}$$

Example 3
G value reflects the balancing quality of a toolholder according to its rotational speed (N).

$$G = \frac{\pi}{30} \cdot N \cdot \frac{U}{M} = \frac{\pi}{30} \cdot 15,000 \cdot \frac{8}{2,000} \approx 6.3 \text{ (mm/s)}$$

$$e = \frac{U}{M} = e = \frac{8}{2} = 4 \text{ (g} \cdot \text{mm/kg)}$$

The G value will change to G=2.5 mm/s when using the same toolholder at a rotational speed N=6, 000 rpm and to G=1.0 mm/s at N=2, 500 rpm.

Balance quality grades for various groups of representative rotors:

- General machine tool parts - G6.3
- General toolholders and machine drivers - G2.5
- Grinding machine drivers - G1.0
- Spindles of precision grinders - G0.4

Power Chucks

With this tool, only a small tightening torque compresses the frontal nose, providing an extremely high gripping force. It is designed for roughing and finishing applications in milling where high torque transmission, maximum accuracy, compactness and easy operation are required.

Features

- The clamping nut is not threaded (as in ER collet chucks)
- Designed for direct chucking of the tool shank – no need for intermediate collet for maximum gripping force
- Sealed nut construction
- No axial drawback of the tool shank as chuck is tightened
- Thick wall construction to withstand greater side loading forces

The high gripping force achieved by the **MAXIN** POWER CHUCK results from the shallow nose tapered cone (1) with helical slot (3) inside the internal chuck bore. It exerts a very high clamping force when the clamping nut (2) is rotated in the axial direction.The shallow taper of the tool nose (1) and the angled position of the needle bearing (4) that sit in the cage create the axial movement of the clamping nut (2).

This unique clamping mechanism eliminates axial movement of the shank while clamping, simplifying the preset process.

Runout Accuracy

Maximum runout at 3XD overhang is less 0.01 mm

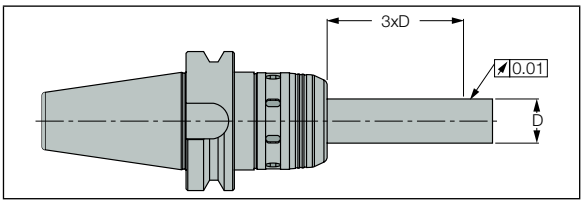

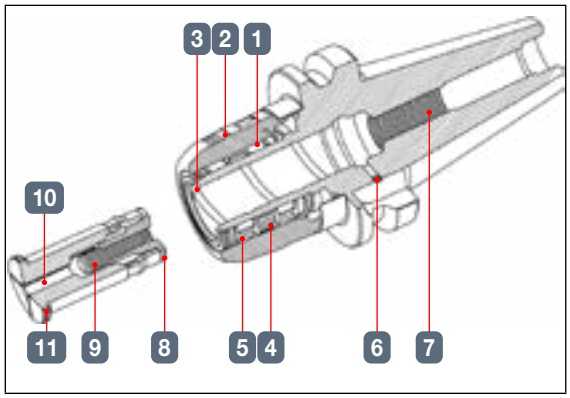

1. Shallow tapered front end cone
2. Clamping nut
3. Helical slot
4. Needle bearing cage
5. Front seal
6. Ventilation bore (thread M4)
7. Preset screw thread
8. Cap screw (for the preset screw)
9. Preset screw
10. Ground bore
11. Grip groove (for collet release)

Power Chucks

Assembly and Disassembly of Shank Cutter with Wrench

- Tighten the nut with the spanner wrench until clamping is achieved. Loosen the nut with the spanner wrench to remove the cutting tool.
- Instructions for proper use to avoid damage to the **MAXIN** mechanism, never tighten the clamping nut unless there is a shank inside the bore. After removing the cutting tool from the **MAXIN**, the clamping nut must be unscrewed one extra turn to prevent reduction of the clamping power and to ensure maximum gripping force.
- Preset screw in order to adjust the projection length of the cutting tool you can use a preset screw inside the **MAXIN** internal bore part #9. This is supplied as an optional accessory.
- Insertion of SC collets and shanks. The cutting tool should be inserted into the collet before inserting it into the **MAXIN** chuck. Insert the collet into the **MAXIN** chuck until the collet reaches the front end of the chuck. For maximum rigidity and accuracy insert the shank cutters to the full ground area of the collet.
- Preset Screw in order to adjust the length of the cutting tool, use a preset screw inside the collet (optional). When using SC collet inside the **MAXIN** chuck, the runout accuracy may be affected. In case of cutting tool damage or crash during machining, the **MAXIN** chuck has to be inspected for cracks and that proper runout is maintained.

Clamping Torque Comparison

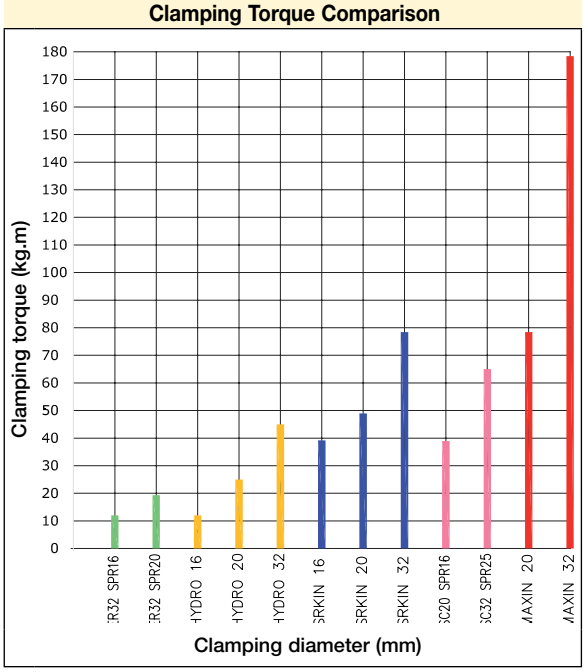

- ER Collent chuck
- Hydraulic chuck
- SRKIN
- Power chuck & collet
- Power chuck

Correct	Wrong
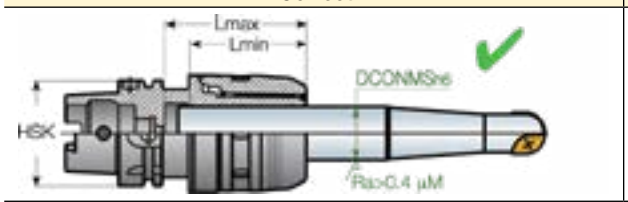	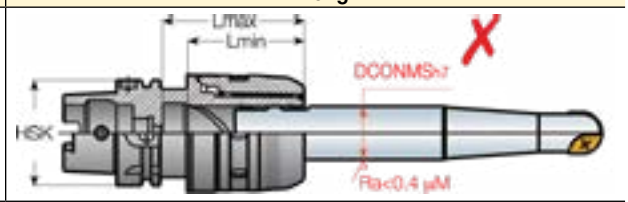
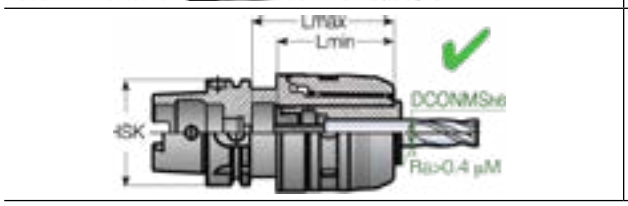	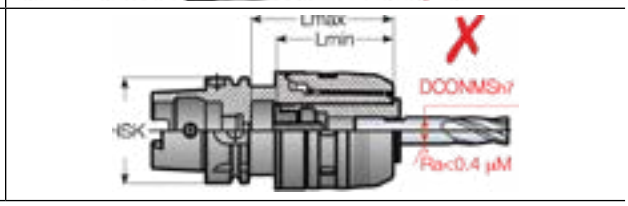

1 Do not use Weldon type shanks.
2 Insert shank at least Lmin into the chuck.
3 In order to maintain a firm grip, the shank's surface finish should have a roughness of at least N5.

ADJ Operating Instructions

Radial and Angular Alignment Toolholder

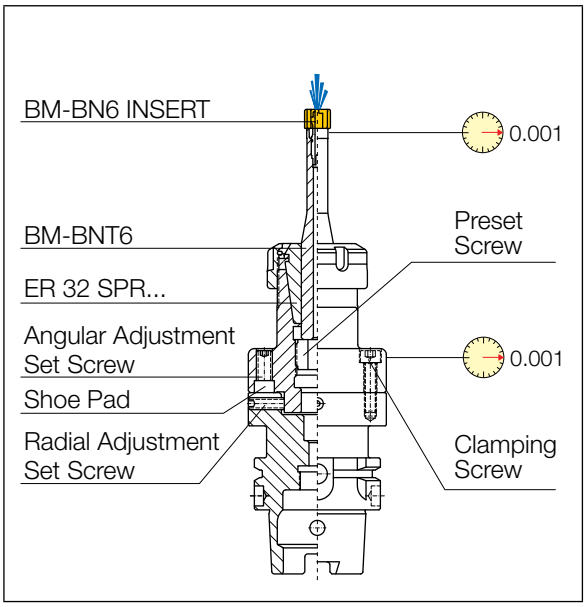



Tighten the Cutting Tool
Clamp the cutting tool into the chuck and make sure that screws no. **1** & **3** are tightened until a slight resistance is felt.

Radial Adjustment
Place the dial indicator (with a resolution of 0.001 mm) on the ground area **A** and adjust the runout to 0.001 mm. The adjustment should be made with the 4 screws (no. 1) located on the outer diameter of the toolholder.

Angular Adjustment
Place the dial indicator on the ground area **B**. Adjust the axial runout to 0.001 mm with 4 adjustment screws (no. 2) located on the face of the chuck.

Final Clamping
Slightly tighten the 4 clamping screws (no. **3**) located on the face of the chuck, and then the 4 screws on the outer diameter.

Final Runout Check
After adjusting and tightening, recheck the axial and radial runout to make sure that runout of 0.001 mm is maintained. If necessary, do fine tuning.

Short Collet Chucks

SHORTIN	STANDARD
	

BT MAS-403	HSK DIN 69893	DIN 69871
		
Page 631	Page 590	Page 566

Advantages

- Shortest overhang
- Suitable for regular and shrink collets
- High gripping force
- Reduces vibration
- Better runout and repeatability
- Balanced to G2.5, 20, 000 rpm
- Symmetric design for high speed machining
- Cost effective

Short Collet Chuck ER

Short holder for ER spring and shrink collets for maximum rigidity and better cutting conditions.

ER - Collet Chuck Features

ER-TOP™ NUT

- Perfect balance and accuracy
- Exclusive anti-friction mechanism
- Powerful gripping force, 50-100% higher than conventional design
- Compact design, standard size, DIN 6499
- HARD TOUCH protective coating

ER-COOLIT™ JET

- Ultra precision runout 0.005 mm
- Worldwide patented sealing system
- Special Corrosion protection
- Super-finished execution
- Collapsibility: 0.1 mm

ER-COLLET CHUCK

- Runout O.D. - I.D. Max. 0.003
- Two hole for symmetrical design for high spindle speed from 20, 000 RPM
- Superior surface finish Ra 0.4
- Taper accuracy DIN standard

Hole for DATA chip

Recommmended Toolholder for Different Shank Types

SRK/SRKIN	CYLINDRICAL SHANK



ER COLLET CHUCK DIN 6499	CYLINDRICAL SHANK

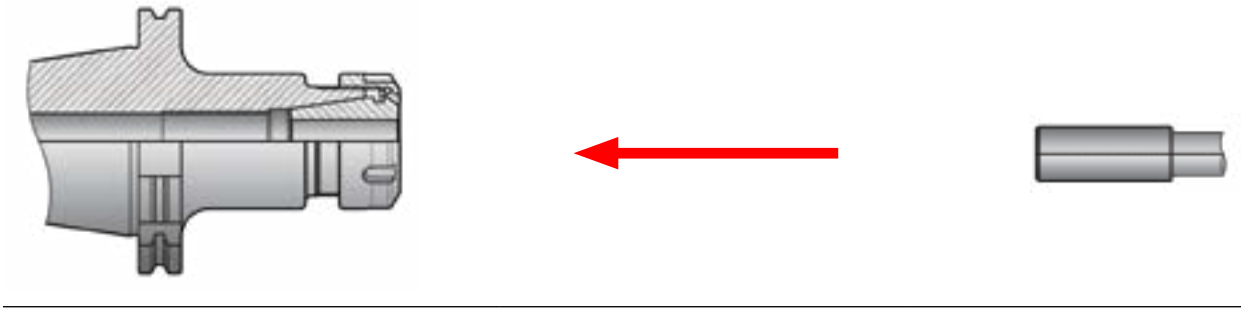

MAXIN POWER CHUCK	CYLINDRICAL SHANK



EM (DIN1835 FORM A/B)	WELDON SHANK



EM E (DIN1835 FORM E)	WHISTLE NOTCH SHANK



Hydraulic Chucks

ISCAR has expanded its toolholder clamping options by adding hydraulic chucks. These hydraulic chucks range from 6-32 mm. This type of chucking system is used for rotating and stationary applications.

Main Applications

- Fine and accurate machining
- Reaming
- Drilling
- Finish milling
- Internal turning

Features

- High runout accuracy of less than 0.003 mm
- Very low torque required to activate the clamping mechanism, by using a 4 mm Allen key
- Prolongs cutting tool life and improves surface finish due to vibration damping
- Easy presetting by using an internal preset screw
- All rotating chucks feature a symmetrical and balanced design for high speed machining of up to 25, 000 min^{-1}
- Consistent and secure clamping force when used within the recommended speed range
- Suitable for both Weldon and cylindrical shank clamping
- Very convenient and safe tool change on the machine

Two main HYDROFIT chuck types are available

- Taper shanks for rotating applications
- VDI DIN 69880 in sizes 30 and 40 for stationary applications on CNC lathes

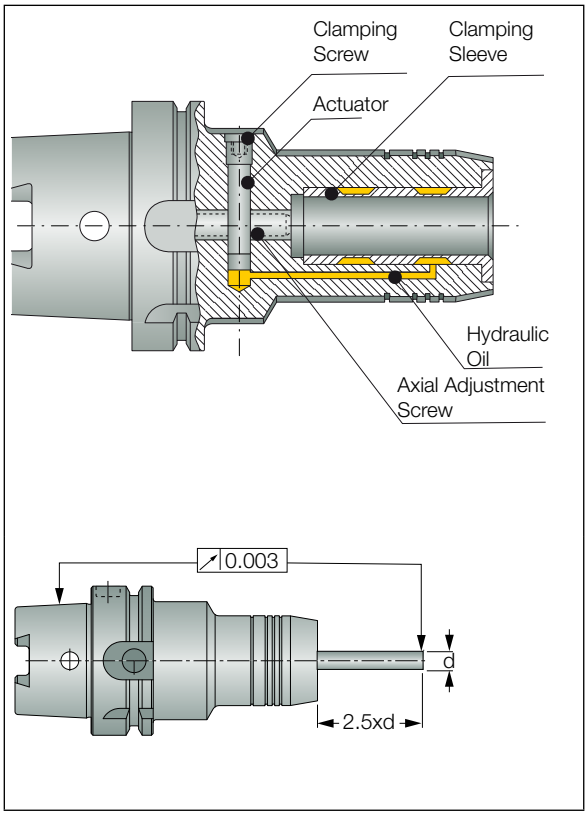

Operating Instructions

To ensure correct functioning of the hydraulic chuck, the following instructions should be followed:
Tools with cylindrical shanks and shanks Type AB with one Weldon flat (DIN 1835 part 1 and DIN 6535 HB) should have h6 tolerance. Tools with accordance to DIN 6535 HE (whistle notch) and Type B with two Weldon flats (DIN 1835 part 1) should be used in reduction sleeves, to avoid damaging the chucking bore.

- The tool shank must be burr-free and free of dirt. Insert the tool shank up to the stopper. Make sure that the minimum chucking length (L min) is maintained. If the minimum clamping depth is not met, there will be a loss of accuracy, the maximum admissible torque will be reduced, and the tool holder might get damaged.
- The clamping screw must be turned in manually with an Allen key to the limit stop. DO NOT APPLY EXCESSIVE FORCE. Tightening torque: Max.10Nm

Never actuate the actuation screw with a power screwdriver! Do not attempt to clamp the chuck without a shank inside as this will damage the expansion clamping sleeve.

- Do not combine several extensions
- To release the tool, turn the clamping screw in a counter-clockwise direction until tool can be removed.

The clamping screw is not secured against dropping out! The vent screw of the hydraulic system is protected with a resin. Don't remove it!

DIN69871-A/B

DIN69871

Toolholder Standard

DIN69871 Form A/AD/B/ADB

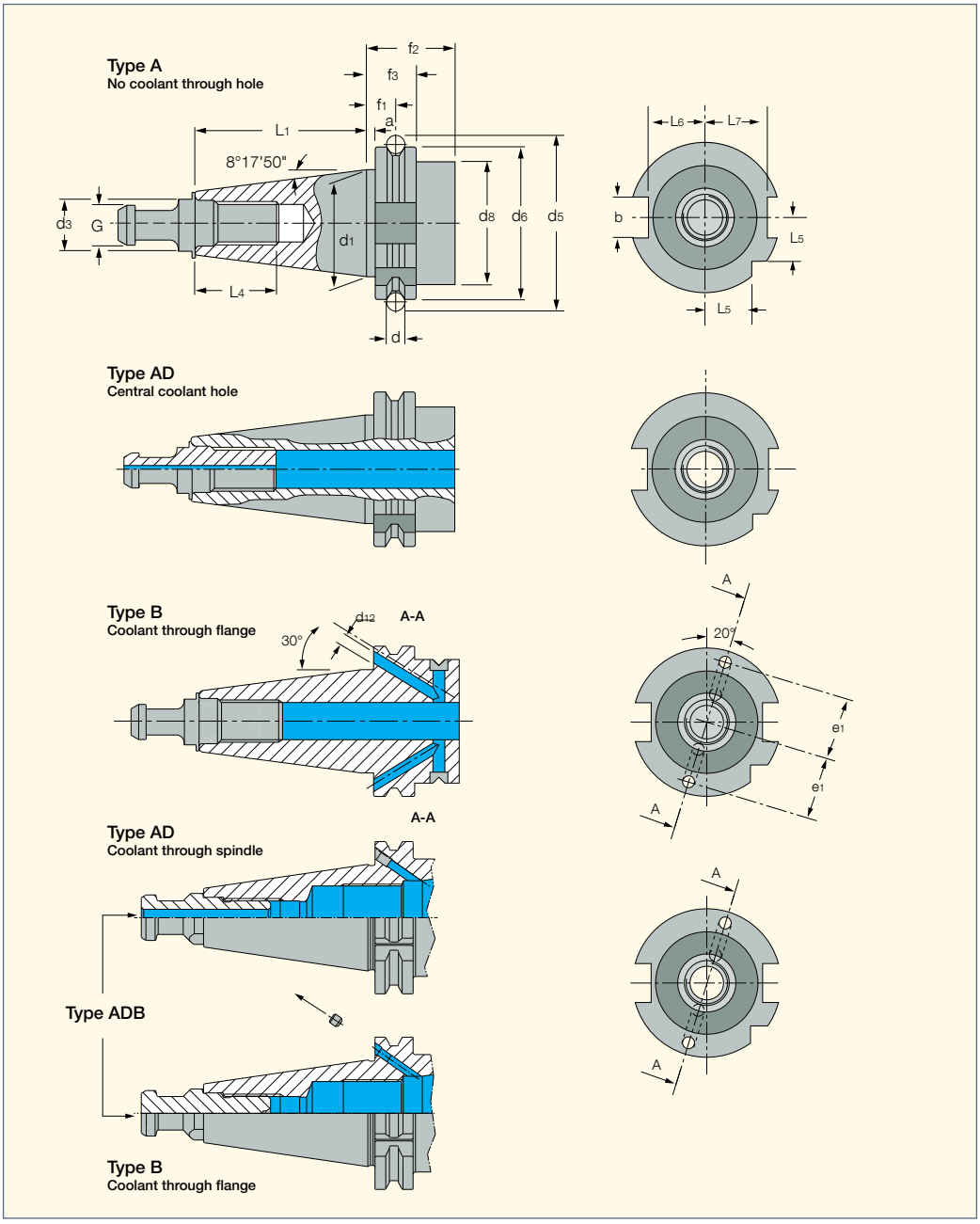

Shank	a±0.1	b (H12)	d	d1	G	d3 (H7)	d5 ±0.05	d6	d8 max	f1 ±0.1
SK 30	3.2	16.1	7	31.75	M12	13	59.30	50	45	11.1
SK 40	3.2	16.1	7	44.45	M16	17	72.30	63.55	50	11.1
SK 50	3.2	25.7	7	69.85	M24	25	107.25	97.50	80	11.1

Shank	f2 min.	f3 -0.1	L1 -0.3	L4 min.	L5 -0.3	L6 -0.4	L7 -0.4	e1 ±0.1	d12	TAPER AT3
SK 30	35	19.1	47.80	24	15.0	16.4	19.0	21	4	0.002
SK 40	35	19.1	68.40	32	18.5	22.8	25.0	27	4	0.003
SK 50	35	19.1	101.75	47	30.0	35.5	37.7	42	6	0.004

DIN69871

DIN69871-ER (form ADB)

DIN 6499 ER Collet Chucks
with a DIN 69871 Form
ADB Taper Shanks

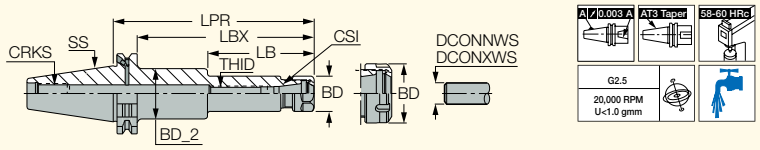

ER 16-20 ER 25-50

Designation	SS	CSI	DCONNWS(2)	DCONXWS(3)	LPR	LBX	LB	BD	BD_2	CRKS	THID	CDI(4)	kg
DIN69871 30 ER16X 63	30	ER16	0.5	10.0	63.00	43.9	28.00	28.00	-	M12	M10	0	0.46
DIN69871 40 ER16X 63	40	ER16	0.5	10.0	63.00	43.9	-	28.00	-	M16	M12	0	0.86
DIN69871 40 ER16X100	40	ER16	0.5	10.0	100.00	80.9	-	28.00	-	M16	M12	0	1.05
DIN69871 40 ER16X160 (1)	40	ER16	0.5	10.0	160.00	140.9	85.00	28.00	40.00	M16	M12	0	1.52
DIN69871 40 ER20X 63	40	ER20	1.0	13.0	63.00	43.9	-	34.00	-	M16	M12	0	0.91
DIN69871 40 ER20X100	40	ER20	1.0	13.0	100.00	80.9	-	34.00	-	M16	M12	0	1.16
DIN69871 40 ER20X160 (1)	40	ER20	1.0	13.0	160.00	140.9	91.00	34.00	44.00	M16	M12	0	1.72
DIN69871 40 ER25X 65	40	ER25	1.0	16.0	65.00	45.9	28.00	42.00	-	M16	M16X2	0	0.90
DIN69871 40 ER25X100	40	ER25	1.0	16.0	100.00	80.9	-	42.00	-	M16	M16X2	0	1.29
DIN69871 40 ER25X150	40	ER25	1.0	16.0	150.00	130.9	-	42.00	-	M16	M16X2	0	1.81
DIN69871 40 ER32X 65	40	ER32	2.0	20.0	65.00	45.9	32.00	50.00	40.40	M16	M22X1.5	0	0.85
DIN69871 40 ER32X100	40	ER32	2.0	20.0	100.00	80.9	35.00	50.00	49.00	M16	M22X1.5	0	1.20
DIN69871 40 ER32X150	40	ER32	2.0	20.0	150.00	130.9	35.00	50.00	49.00	M16	M22X1.5	0	2.17
DIN69871 40 ER40X 70	40	ER40	3.0	26.0	70.00	50.9	32.00	63.00	50.40	M16	M28X1.5	0	0.89
DIN69871 40 ER40X100	40	ER40	3.0	26.0	100.00	80.9	32.00	63.00	50.40	M16	M28X1.5	0	1.28
DIN69871 50 ER16X100	50	ER16	0.5	10.0	100.00	80.9	-	28.00	-	M24	M12	0	2.76
DIN69871 50 ER16X160 (1)	50	ER16	0.5	10.0	160.00	140.9	85.00	28.00	40.00	M24	M12	0	3.29
DIN69871 50 ER16X200 (1)	50	ER16	0.5	10.0	200.00	180.9	110.00	28.00	40.00	M24	M10	0	3.52
DIN69871 50 ER20X100	50	ER20	1.0	13.0	100.00	80.9	-	34.00	-	M24	M12	0	2.86
DIN69871 50 ER20X160 (1)	50	ER20	1.0	13.0	160.00	140.9	86.00	34.00	45.00	M24	M12	0	3.50
DIN69871 50 ER25X100	50	ER25	1.0	16.0	100.00	80.9	-	42.00	-	M24	M16X2	0	3.08
DIN69871 50 ER25X150	50	ER25	1.0	16.0	150.00	130.9	80.90	42.00	50.00	M24	M16X2	0	3.71
DIN69871 50 ER25X200 (1)	50	ER25	1.0	16.0	200.00	180.9	85.00	42.00	55.00	M24	M16X2	0	4.70
DIN69871 50 ER32X100	50	ER32	2.0	20.0	100.00	80.9	-	50.00	-	M24	M22X1.5	0	3.20
DIN69871 50 ER32X150	50	ER32	2.0	20.0	150.00	130.9	-	50.00	-	M24	M22X1.5	0	3.83
DIN69871 50 ER32X200 (1)	50	ER32	2.0	20.0	200.00	180.9	-	50.00	-	M24	M22X1.5	0	4.51
DIN69871 50 ER40X100	50	ER40	3.0	26.0	100.00	80.9	-	63.00	-	M24	M28X1.5	0	3.45
DIN69871 50 ER40X150	50	ER40	3.0	26.0	150.00	130.9	-	63.00	-	M24	M28X1.5	0	4.51
DIN69871 50 ER40X200 (1)	50	ER40	3.0	26.0	200.00	180.9	-	63.00	-	M24	M28X1.5	0	5.60
DIN69871 50 ER50X100	50	ER50	10.0	34.0	100.00	80.9	-	78.00	-	M24	M36X1.5	0	3.51
DIN69871 50 ER50X150	50	ER50	10.0	34.0	150.00	130.9	-	78.00	-	M24	M36X1.5	0	5.22

(1) Balanced to G6.3/12, 000 RPM
(2) Minimum diameter
(3) Maximum diameter

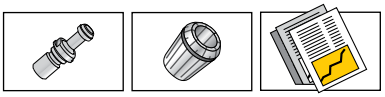

712-713 684-688 682-684



Spare Parts

Designation				
DIN69871 30 ER16X 63	NUT ER16 TOP	WRENCH ER16*	PRESET ER-JET 10X1.5*	
DIN69871 40 ER16X 63	NUT ER16 TOP	WRENCH ER16*	PRESET ER-JET 10X1.5*	
DIN69871 40 ER16X100	NUT ER16 TOP	WRENCH ER16*	PRESET ER-JET 10X1.5*	
DIN69871 40 ER16X160	NUT ER16 TOP	WRENCH ER16*	PRESET ER-JET 10X1.5*	
DIN69871 40 ER20X 63	NUT ER20 TOP	WRENCH ER20*	PRESET ER-JET 12X1.75*	PRESET ER-JET 12X1.75L*
DIN69871 40 ER20X100	NUT ER20 TOP	WRENCH ER20*	PRESET ER-JET 12X1.75*	PRESET ER-JET 12X1.75L*
DIN69871 40 ER20X160	NUT ER20 TOP	WRENCH ER20*	PRESET ER-JET 12X1.75*	PRESET ER-JET 12X1.75L*
DIN69871 40 ER25X 65	NUT ER25 TOP	WRENCH ER25*	PRESET ER-JET 16X2*	PRESET ER-JET 16X2L*
DIN69871 40 ER25X100	NUT ER25 TOP	WRENCH ER25*	PRESET ER-JET 16X2*	PRESET ER-JET 16X2L*
DIN69871 40 ER25X150	NUT ER25 TOP	WRENCH ER25*	PRESET ER-JET 16X2*	PRESET ER-JET 16X2L*
DIN69871 40 ER32X 65	NUT ER32 TOP	WRENCH ER32*	PRESET ER-JET 22X1.5*	PRESET ER-JET 22X1.5L*
DIN69871 40 ER32X100	NUT ER32 TOP	WRENCH ER32*	PRESET ER-JET 22X1.5*	PRESET ER-JET 22X1.5L*
DIN69871 40 ER32X150	NUT ER32 TOP	WRENCH ER32*	PRESET ER-JET 22X1.5*	PRESET ER-JET 22X1.5L*
DIN69871 40 ER40X 70	NUT ER40 TOP	WRENCH ER40*	PRESET ER-JET 28X1.5*	
DIN69871 40 ER40X100	NUT ER40 TOP	WRENCH ER40*	PRESET ER-JET 28X1.5*	
DIN69871 50 ER16X100	NUT ER16 TOP	WRENCH ER16*	PRESET ER-JET 12X1.75*	PRESET ER-JET 12X1.75L*
DIN69871 50 ER16X160	NUT ER16 TOP	WRENCH ER16*	PRESET ER-JET 12X1.75*	PRESET ER-JET 12X1.75L*
DIN69871 50 ER16X200	NUT ER16 TOP	WRENCH ER16*	PRESET ER-JET 10X1.5*	
DIN69871 50 ER20X100	NUT ER20 TOP	WRENCH ER20*	PRESET ER-JET 12X1.75*	PRESET ER-JET 12X1.75L*
DIN69871 50 ER20X160	NUT ER20 TOP	WRENCH ER20*	PRESET ER-JET 12X1.75*	PRESET ER-JET 12X1.75L*
DIN69871 50 ER25X100	NUT ER25 TOP	WRENCH ER25*	PRESET ER-JET 16X2*	PRESET ER-JET 16X2L*
DIN69871 50 ER25X150	NUT ER25 TOP	WRENCH ER25*	PRESET ER-JET 16X2*	PRESET ER-JET 16X2L*
DIN69871 50 ER25X200	NUT ER25 TOP	WRENCH ER25*	PRESET ER-JET 16X2*	PRESET ER-JET 16X2L*
DIN69871 50 ER32X100	NUT ER32 TOP	WRENCH ER32*	PRESET ER-JET 22X1.5*	PRESET ER-JET 22X1.5L*
DIN69871 50 ER32X150	NUT ER32 TOP	WRENCH ER32*	PRESET ER-JET 22X1.5*	PRESET ER-JET 22X1.5L*
DIN69871 50 ER32X200	NUT ER32 TOP	WRENCH ER32*	PRESET ER-JET 22X1.5*	PRESET ER-JET 22X1.5L*
DIN69871 50 ER40X100	NUT ER40 TOP	WRENCH ER40*	PRESET ER-JET 28X1.5*	
DIN69871 50 ER40X150	NUT ER40 TOP	WRENCH ER40*	PRESET ER-JET 28X1.5*	
DIN69871 50 ER40X200	NUT ER40 TOP	WRENCH ER40*	PRESET ER-JET 28X1.5*	
DIN69871 50 ER50X100	NUT ER50 UM	WRENCH ER50*		
DIN69871 50 ER50X150	NUT ER50 UM	WRENCH ER50*		

DIN69871 SHORTIN

DIN69871-ER-SHORT
Short Front End ER Collet Chucks with DIN 69871 Form AD Tapered Shanks

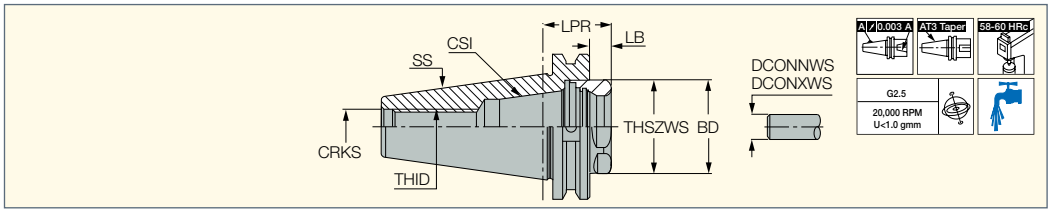

Designation	SS	CSI	DCONNWS(1)	DCONXWS(2)	LPR	LB	BD	THSZWS	CRKS	THID	CDI(3)	kg
DIN69871 40 ER32 SHORT	40	ER32	2.0	20.0	25.10	6.0	40.00	M40X1.5	M16	-	0	0.58
DIN69871 50 ER32 SHORT	50	ER32	2.0	20.0	28.60	9.5	40.00	M40X1.5	M24	M22X1.5	0	2.38
DIN69871 50 ER40 SHORT	50	ER40	3.0	26.0	28.60	9.5	50.00	M50X1.5	M24	M28X1.5	0	2.14

(1) Minimum diameter
(2) Maximum diameter

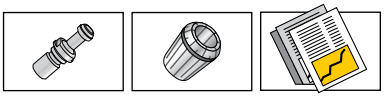

712-713 684-688 559,682-684

Spare Parts

Designation				
DIN69871 40 ER32 SHORT	NUT ER32 SHORT	WRENCH ER32 SHORT*	PRESET ER-JET 16X2*	PRESET ER-JET 16X2L*
DIN69871 50 ER32 SHORT	NUT ER32 SHORT	WRENCH ER32 SHORT*	PRESET ER-JET 22X1.5*	PRESET ER-JET 22X1.5L*
DIN69871 50 ER40 SHORT	NUT ER40 SHORT	WRENCH ER40 SHORT*	PRESET ER-JET 28X1.5*	

* Optional, should be ordered separately

DIN69871 MAXIN

DIN69871-MAXIN

Power Chucks with DIN 69871
Form AD/B Taper Shanks

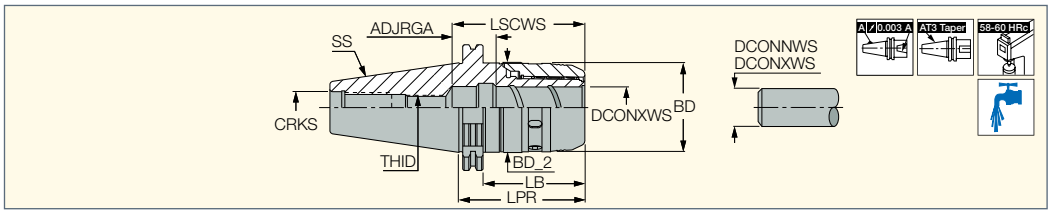

Designation	SS	DCONNWS(1)	DCONXWS(2)	BD	BD_2	LPR	LB	ADJRGA	LSCWS	THID	CRKS	CDI(3)	kg
DIN69871 40 MAXIN 20X 95	40	6.0	20.0	51.00	53.00	95.00	76.0	13.00	69.0	M16	M16	0	1.20
DIN69871 40 MAXIN 32X106	40	6.0	32.0	69.00	70.00	106.00	87.0	13.00	83.0	M16	M16	0	1.42
DIN69871 50 MAXIN 20X105	50	6.0	20.0	51.00	53.00	105.00	86.0	13.00	69.0	M16	M24	0	3.20
DIN69871 50 MAXIN 32X100	50	6.0	32.0	69.00	70.00	100.00	81.0	14.00	84.0	M20X2	M24	0	3.17
DIN69871 50 MAXIN 32X135	50	6.0	32.0	69.00	70.00	135.00	116.0	14.00	85.0	M20X2	M24	0	4.20

- Use of DCONXWS diameter tools provides best performance, as collets reduce the gripping force.
- B is the designation for coolant through flange .

(1) Min. diameter by using a reduction collet
(2) Max. diameter without a collet (3) Maximum diameter

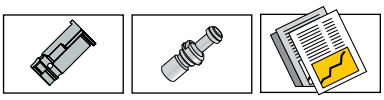

697 712-713 556-557

Spare Parts

Designation		
DIN69871 40 MAXIN 20X 95	WRENCH MAXIN 20 HOOK*	EXTRACTOR SC COLLETS*
DIN69871 40 MAXIN 32X106	WRENCH MAXIN 32 HOOK*	EXTRACTOR SC COLLETS*
DIN69871 50 MAXIN 20X105	WRENCH MAXIN 20 HOOK*	EXTRACTOR SC COLLETS*
DIN69871 50 MAXIN 32X100	WRENCH MAXIN 32 HOOK*	EXTRACTOR SC COLLETS*
DIN69871 50 MAXIN 32X135	WRENCH MAXIN 32 HOOK*	EXTRACTOR SC COLLETS*

* Optional, should be ordered separately

DIN69871 MAXIN KIT

KIT SK-MAXIN

Contains a DIN 69871
Holder with MAXIN Power
Chuck and a Set of Collets
with Various Bore Sizes

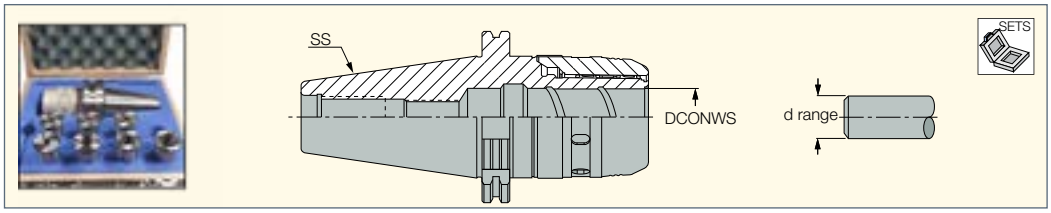

Designation	SS	DCONWS	Qty	d Range
KIT SK40 MAXIN 20X95 6	SK40	20.00	6	6, 8, 10, 12, 14, 16
KIT SK40 MAXIN 32X106 7	SK40	32.00	7	6, 8, 10, 12, 16, 20, 25
KIT SK50 MAXIN 32X100 7	SK50	32.00	7	6, 8, 10, 12, 16, 20, 25

- Each kit contains one power chuck, a set of SC-SPR collets, extraction hook and wrench.

DIN69871

HYDROFIT HOLDING LINE

DIN69871-HYDRO

Hydraulic Chucks with
DIN69871 Form ADB Shanks

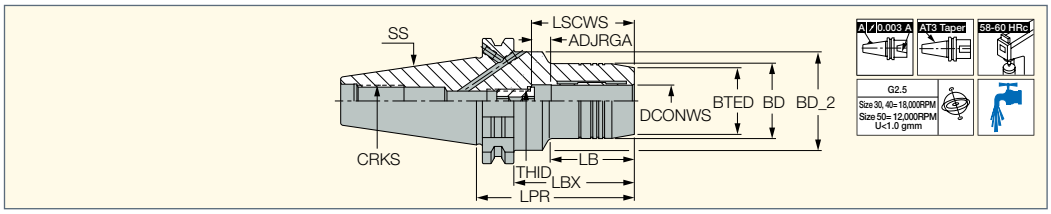

Designation	SS	DCONWS	BTED	BD	BD_2	LPR	LBX	LB	ADJRGA	LSCWS	THID	CRKS	CDI(3)	kg
DIN69871 30 HYDRO 6X60 (1)	30	6.00	23.00	26.00	45.00	60.00	41.0	25.00	10.00	37.0	M5	M12	1	0.63
DIN69871 30 HYDRO 16X90 (1)	30	16.00	34.00	38.00	45.00	90.00	71.0	43.00	10.00	52.0	M12X1	M12	1	0.96
DIN69871 30 HYDRO 20X90 (1)	30	20.00	38.00	42.00	-	90.00	71.0	-	10.00	52.0	M12X1	M12	1	0.90
DIN69871 40 HYDRO 6X68 (1)	40	6.00	23.00	26.00	50.00	68.00	49.0	33.00	11.00	38.0	M5	M16	1	1.09
DIN69871 40 HYDRO 8X68 (1)	40	8.00	25.00	28.00	50.00	68.00	49.0	33.00	10.00	37.0	M6	M16	1	1.11
DIN69871 40 HYDRO 10X72 (1)	40	10.00	27.00	30.00	50.00	72.00	53.0	37.00	10.00	42.0	M8X1	M16	1	1.14
DIN69871 40 HYDRO 12X77 (1)	40	12.00	29.00	32.00	50.00	77.00	58.0	42.00	10.00	47.0	M10X1	M16	1	1.20
DIN69871 40 HYDRO 14X77 (1)	40	14.00	30.00	34.00	50.00	77.00	58.0	42.00	10.00	47.0	M10X1	M16	1	1.20
DIN69871 40 HYDRO 16X80 (1)	40	16.00	34.00	38.00	50.00	80.00	61.0	43.00	10.00	52.0	M12X1	M16	1	1.28
DIN69871 40 HYDRO 18X80 (1)	40	18.00	36.00	40.00	50.00	80.00	61.0	43.00	10.00	52.0	M12X1	M16	1	1.30
DIN69871 40 HYDRO 20X82 (1)	40	20.00	38.00	42.00	50.00	82.00	63.0	47.00	10.00	52.0	M12X1	M16	1	1.34
DIN69871 40 HYDRO 25X117 (1)	40	25.00	46.00	50.00	63.00	117.00	98.0	51.00	10.00	58.0	M16X1	M16	1	2.01
DIN69871 40 HYDRO 32X117 (1)	40	32.00	56.00	60.00	63.00	117.00	98.0	56.00	10.00	62.0	M16X1	M16	1	2.44
DIN69871 50 HYDRO 6X68 (2)	50	6.00	23.00	26.00	80.00	68.00	49.0	33.00	10.00	37.0	M5	M24	1	3.10
DIN69871 50 HYDRO 8X68 (2)	50	8.00	25.00	28.00	80.00	68.00	49.0	33.00	10.00	37.0	M6	M24	1	3.10
DIN69871 50 HYDRO 10X72 (2)	50	10.00	27.00	30.00	80.00	72.00	53.0	37.00	10.00	42.0	M8X1	M24	1	3.20
DIN69871 50 HYDRO 12X77 (2)	50	12.00	29.00	32.00	80.00	77.00	58.0	42.00	10.00	47.0	M10X1	M24	1	3.20
DIN69871 50 HYDRO 14X77 (2)	50	14.00	30.00	34.00	80.00	77.00	58.0	42.00	10.00	47.0	M10X1	M24	1	3.34
DIN69871 50 HYDRO 16X80 (2)	50	16.00	34.00	38.00	80.00	80.00	61.0	45.00	10.00	52.0	M12X1	M24	1	3.41
DIN69871 50 HYDRO 18X80 (2)	50	18.00	36.00	40.00	80.00	80.00	61.0	45.00	10.00	52.0	M12X1	M24	1	2.57
DIN69871 50 HYDRO 20X82 (2)	50	20.00	38.00	42.00	80.00	82.00	63.0	47.00	10.00	52.0	M16X1	M24	1	3.50
DIN69871 50 HYDRO 25X87 (2)	50	25.00	46.00	50.00	80.00	87.00	68.0	52.00	10.00	58.0	M16X1	M24	1	3.73
DIN69871 50 HYDRO 32X91 (2)	50	32.00	56.00	60.00	80.00	91.00	72.0	56.00	10.00	64.0	M16X1	M24	1	4.01

• Chucking forces will be reduced by 25% if reduction sleeves are used. • Note: Reduction sleeves are available for 12, 20, 25 and 32 mm bore diameters (ordered separately). • The coolant passages in the B type flange are blocked with screws which can be removed when required. • Clamping wrench (wrench HYDRO HEX 4) and test bar should be ordered separately.

(1) Balanced to G2.5/18, 000 RPM.

(2) Balanced to G2.5/12, 000 RPM.

(3) Maximum diameter

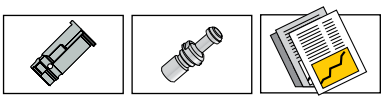

699 712-713 562

Spare Parts

Designation			
DIN69871 30 HYDRO 6X60	HYDRO CLAMP SCREW M8X14	TEST BAR HYDRO 6*	WRENCH HYDRO HEX 4*
DIN69871 30 HYDRO 16X90	HYDRO CLAMP SCREW M8X14	TEST BAR HYDRO 16*	WRENCH HYDRO HEX 4*
DIN69871 30 HYDRO 20X90	HYDRO CLAMP SCREW M8X14	TEST BAR HYDRO 20*	WRENCH HYDRO HEX 4*
DIN69871 40 HYDRO 6X68	HYDRO CLAMP SCREW M8X14	TEST BAR HYDRO 6*	WRENCH HYDRO HEX 4*
DIN69871 40 HYDRO 8X68	HYDRO CLAMP SCREW M8X14	TEST BAR HYDRO 8*	WRENCH HYDRO HEX 4*
DIN69871 40 HYDRO 10X72	HYDRO CLAMP SCREW M8X14	TEST BAR HYDRO 10*	WRENCH HYDRO HEX 4*
DIN69871 40 HYDRO 12X77	HYDRO CLAMP SCREW M8X14	TEST BAR HYDRO 12*	WRENCH HYDRO HEX 4*
DIN69871 40 HYDRO 14X77	HYDRO CLAMP SCREW M8X14	TEST BAR HYDRO 14*	WRENCH HYDRO HEX 4*
DIN69871 40 HYDRO 16X80	HYDRO CLAMP SCREW M8X14	TEST BAR HYDRO 16*	WRENCH HYDRO HEX 4*
DIN69871 40 HYDRO 18X80	HYDRO CLAMP SCREW M8X14	TEST BAR HYDRO 18*	WRENCH HYDRO HEX 4*
DIN69871 40 HYDRO 20X82	HYDRO CLAMP SCREW M8X14	TEST BAR HYDRO 20*	WRENCH HYDRO HEX 4*
DIN69871 40 HYDRO 25X117	HYDRO CLAMP SCREW M8X14	TEST BAR HYDRO 25*	WRENCH HYDRO HEX 4*
DIN69871 40 HYDRO 32X117	HYDRO CLAMP SCREW M8X14	TEST BAR HYDRO 32*	WRENCH HYDRO HEX 4*
DIN69871 50 HYDRO 6X68	HYDRO CLAMP SCREW M8X14	TEST BAR HYDRO 6*	WRENCH HYDRO HEX 4*
DIN69871 50 HYDRO 8X68	HYDRO CLAMP SCREW M8X14	TEST BAR HYDRO 8*	WRENCH HYDRO HEX 4*
DIN69871 50 HYDRO 10X72	HYDRO CLAMP SCREW M8X14	TEST BAR HYDRO 10*	WRENCH HYDRO HEX 4*
DIN69871 50 HYDRO 12X77	HYDRO CLAMP SCREW M8X14	TEST BAR HYDRO 12*	WRENCH HYDRO HEX 4*
DIN69871 50 HYDRO 14X77	HYDRO CLAMP SCREW M8X14	TEST BAR HYDRO 14*	WRENCH HYDRO HEX 4*
DIN69871 50 HYDRO 16X80	HYDRO CLAMP SCREW M8X14	TEST BAR HYDRO 16*	WRENCH HYDRO HEX 4*
DIN69871 50 HYDRO 18X80	HYDRO CLAMP SCREW M8X14	TEST BAR HYDRO 18*	WRENCH HYDRO HEX 4*
DIN69871 50 HYDRO 20X82	HYDRO CLAMP SCREW M8X14	TEST BAR HYDRO 20*	WRENCH HYDRO HEX 4*
DIN69871 50 HYDRO 25X87	HYDRO CLAMP SCREW M8X14	TEST BAR HYDRO 25*	WRENCH HYDRO HEX 4*
DIN69871 50 HYDRO 32X91	HYDRO CLAMP SCREW M8X14	TEST BAR HYDRO 32*	WRENCH HYDRO HEX 4*

* Optional, should be ordered separately

DIN69871

HYDROFIT HOLDING LINE

DIN69871-HYDRO HD

Heavy Duty, Short Hydraulic Chucks With DIN69871 form ADB shanks

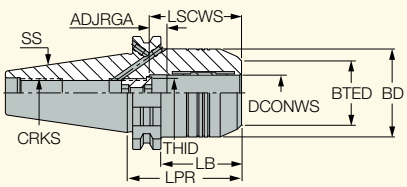

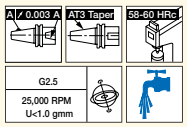

Designation	SS	DCONWS	BTED	BD	LPR	LB	ADJRGA	LSCWS	THID	CRKS	CDI(1)	kg
SK40 HYDRO 12X50 HD	40	12.00	32.00	42.00	50.00	31.0	10.00	46.0	M8X1	M16	0	1.10
SK40 HYDRO 16X64.5 HD	40	16.00	38.00	49.25	64.50	45.5	8.00	51.0	M8X1	M16	0	1.20
SK40 HYDRO 20X64.5 HD	40	20.00	38.00	49.25	64.50	45.5	8.00	51.0	M8X1	M16	0	1.30
SK50 HYDRO 20X64.5 HD	50	20.00	38.00	49.25	64.50	45.5	8.00	51.0	M8X1	M24	0	3.10
SK50 HYDRO 32X81 HD	50	32.00	58.50	72.00	81.00	62.0	9.00	61.0	M8X1	M24	0	4.10

(1) 1 - Hole for data chip, 0 - Without hole for data chip

Spare Parts

Designation	
SK40 HYDRO 12X50 HD	ALLEN KEY SW5X100*
SK40 HYDRO 16X64.5 HD	ALLEN KEY SW5X100*
SK40 HYDRO 20X64.5 HD	ALLEN KEY SW5X100*
SK50 HYDRO 20X64.5 HD	ALLEN KEY SW5X100*
SK50 HYDRO 32X81 HD	ALLEN KEY SW6X100*

* Optional, should be ordered separately

DIN69871

DIN69871-EM (DIN 6359 short)

Short Side Clamp Endmill Holders (DIN 6359-HB) with DIN 69871 Form AD Taper Shanks for DIN 1835 Form B Weldon Shanks

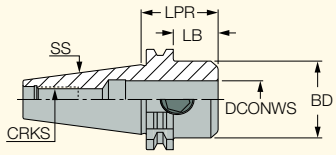

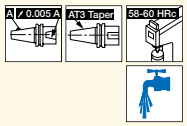

Designation	SS	DCONWS	BD	LPR	LB	CRKS	CDI(1)	kg	
DIN69871 40 EM10X 45	40	10.00	35.00	45.00	25.9	M16	0	0.93	SR M10X12 DIN1835-B
DIN69871 40 EM12X 45	40	12.00	42.00	45.00	25.9	M16	0	0.99	SR M12X16 DIN1835-B
DIN69871 40 EM14X 45	40	14.00	44.00	45.00	25.9	M16	0	1.02	SR M12X16 DIN1835-B
DIN69871 40 EM16X 45	40	16.00	48.00	45.00	25.9	M16	0	1.05	SR M14X16 DIN1835-B
DIN69871 40 EM18X 45	40	18.00	49.00	45.00	25.9	M16	0	1.04	SR M14X16 DIN1835-B
DIN69871 40 EM20X 45	40	20.00	49.00	45.00	25.9	M16	0	1.00	SR M16X16 DIN1835-B
DIN69871 40 EM25X 45	40	25.00	49.00	45.00	25.9	M16	0	0.93	SR M18X2X10 EM SHORT

(1) 1 - Hole for data chip, 0 - Without hole for data chip

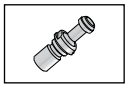

712-713

DIN69871

DIN69871-EM (DIN 6359-HB)

DIN 69871 Form AD/B Taper Shanks Holders with DIN 6359-HB for DIN 1835 Form B Weldon Shanks

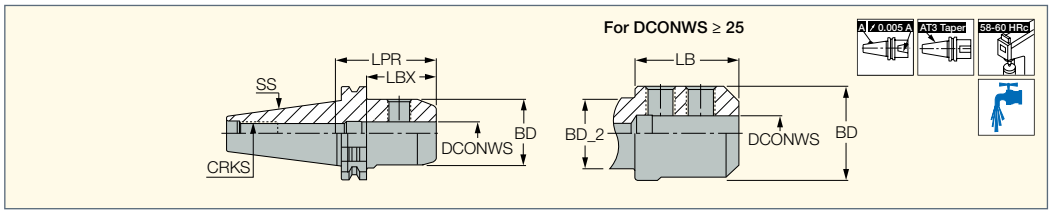

Designation	SS	DCONWS	BD	BD_2	LPR	LBX	LB	CRKS	CDI[1]	kg	
DIN69871 30 EM 6X 50	30	6.00	25.00	-	50.00	30.9	-	M12	0	0.45	SR M6X10 DIN1835B
DIN69871 30 EM 8X 50	30	8.00	28.00	-	50.00	30.9	-	M12	0	0.49	SR M8X10 DIN1835-B
DIN69871 30 EM10X 50	30	10.00	35.00	-	50.00	30.9	-	M12	0	0.55	SR M10X12 DIN1835-B
DIN69871 30 EM16X 63	30	16.00	48.00	-	63.00	43.9	-	M12	0	0.81	SR M14X16 DIN1835-B
DIN69871 30 EM18X 72	30	18.00	50.00	-	72.00	52.9	-	M12	0	0.96	SR M14X16 DIN1835-B
DIN69871 30 EM20X72	30	20.00	52.00	-	72.00	52.9	-	M12	0	0.96	SR M16X16 DIN1835-B
DIN69871 40 EM 6X 50	40	6.00	25.00	-	50.00	30.9	-	M16	0	0.89	SR M6X10 DIN1835B
DIN69871 40 EM 8X 50	40	8.00	28.00	-	50.00	30.9	-	M16	0	0.91	SR M8X10 DIN1835-B
DIN69871 40 EM10X 50	40	10.00	35.00	-	50.00	30.9	-	M16	0	0.96	SR M10X12 DIN1835-B
DIN69871 40 EM12X 50	40	12.00	42.00	-	50.00	30.9	-	M16	0	1.04	SR M12X16 DIN1835-B
DIN69871 40 EM14X 63	40	14.00	44.00	-	63.00	43.9	-	M16	0	1.20	SR M12X16 DIN1835-B
DIN69871 40 EM16X 63	40	16.00	48.00	-	63.00	43.9	-	M16	0	1.20	SR M14X16 DIN1835-B
DIN69871 40 EM18X 63	40	18.00	50.00	-	63.00	43.9	-	M16	0	1.29	SR M14X16 DIN1835-B
DIN69871 40 EM20X 63	40	20.00	52.00	-	63.00	43.9	-	M16	0	1.26	SR M16X16 DIN1835-B
DIN69871 40 EM25X100	40	25.00	65.00	49.00	100.00	80.9	65.00	M16	0	2.23	SR M18X2X20 DIN1835-B
DIN69871 40 EM32X100	40	32.00	71.00	49.00	100.00	80.9	65.00	M16	0	2.42	SR M20X2X20 DIN1835-B
DIN69871 50 EM 6X 63	50	6.00	25.00	-	63.00	43.9	-	M24	0	2.70	SR M6X10 DIN1835B
DIN69871 50 EM 8X 63	50	8.00	28.00	-	63.00	43.9	-	M24	0	2.73	SR M8X10 DIN1835-B
DIN69871 50 EM10X 63	50	10.00	35.00	-	63.00	43.9	-	M24	0	2.83	SR M10X12 DIN1835-B
DIN69871 50 EM12X 63	50	12.00	42.00	-	63.00	43.9	-	M24	0	2.93	SR M12X16 DIN1835-B
DIN69871 50 EM14X 63	50	14.00	44.00	-	63.00	43.9	-	M24	0	2.91	SR M12X16 DIN1835-B
DIN69871 50 EM16X 63	50	16.00	48.00	-	63.00	43.9	-	M24	0	3.02	SR M14X16 DIN1835-B
DIN69871 50 EM18X 63	50	18.00	50.00	-	63.00	43.9	-	M24	0	3.08	SR M14X16 DIN1835-B
DIN69871 50 EM20X 63	50	20.00	52.00	-	63.00	43.9	-	M24	0	3.07	SR M16X16 DIN1835-B
DIN69871 50 EM25X 80	50	25.00	65.00	-	80.00	60.9	-	M24	0	3.70	SR M18X2X20 DIN1835-B
DIN69871 50 EM32X100	50	32.00	72.00	-	100.00	80.9	-	M24	0	4.44	SR M20X2X20 DIN1835-B
DIN69871 50 EM40X100	50	40.00	90.00	79.90	100.00	80.9	43.00	M24	0	5.05	SR M20X2X20 DIN1835-B
DIN69871 50 EM50X125	50	50.00	98.00	79.90	125.00	105.9	90.00	M24	0	6.80	SR M24X2X25 DIN1835-B

[1] 1 - Hole for data chip, 0 - Without hole for data chip

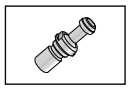

712-713

DIN69871

DIN69871-EM (DIN 6359-HE)

DIN 69871 Form ADB Taper Shank Drill Holders with DIN 6359-HE for DIN 1835 Form E Whistle Notch Shanks

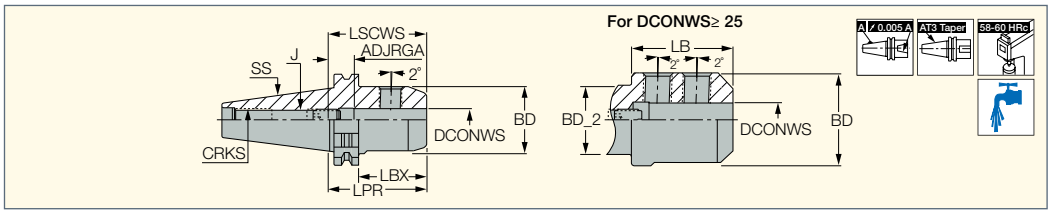

Designation	SS	DCONWS	BD	BD_2	LPR	LBX	LB	LSCWS	ADJRGA	THID[1]	Key[2]	CRKS	CDI[3]	kg
DIN69871 40 EM 8X 50E	40	8.00	28.00	28.00	50.00	30.9	-	45.0	10.00	M6	3.00	M16	0	0.94
DIN69871 40 EM10X 50E	40	10.00	35.00	35.00	50.00	30.9	-	49.0	10.00	M8	4.00	M16	0	1.00
DIN69871 40 EM12X 50E	40	12.00	42.00	42.00	50.00	30.9	-	54.0	10.00	M10	5.00	M16	0	1.07
DIN69871 40 EM16X 63E	40	16.00	48.00	48.00	63.00	43.9	-	57.0	10.00	M12	6.00	M16	0	1.28
DIN69871 40 EM18X 63E	40	18.00	50.00	50.00	63.00	43.9	-	57.0	10.00	M12	6.00	M16	0	1.31
DIN69871 40 EM20X 63E	40	20.00	52.00	52.00	63.00	43.9	-	59.0	10.00	M16	8.00	M16	0	1.25
DIN69871 40 EM25X100E	40	25.00	64.00	49.00	100.00	80.9	65.00	64.0	10.00	M20X1.5	10.00	M16	0	2.18
DIN69871 40 EM32X100E	40	32.00	71.00	49.00	100.00	80.9	65.00	68.0	10.00	M20X1.5	10.00	M16	0	2.40
DIN69871 50 EM12X 63E	50	12.00	42.00	42.00	63.00	43.9	-	54.0	10.00	M10	5.00	M24	0	2.98
DIN69871 50 EM14X 63E	50	14.00	44.00	44.00	63.00	43.9	-	54.0	10.00	M10	5.00	M24	0	3.02
DIN69871 50 EM16X 63E	50	16.00	48.00	48.00	63.00	43.9	-	57.0	10.00	M12	6.00	M24	0	3.07
DIN69871 50 EM25X 80E	50	25.00	65.00	65.00	80.00	60.9	-	64.0	10.00	M20X1.5	10.00	M24	0	3.67
DIN69871 50 EM32X100E	50	32.00	72.00	72.00	100.00	80.9	-	68.0	10.00	M20X1.5	10.00	M24	0	4.50
DIN69871 50 EM40X100E	50	40.00	90.00	79.90	100.00	80.9	43.00	78.0	10.00	M20X1.5	10.00	M24	0	5.05

[1] Adjustment screw has an internal coolant hole.

[2] Adjustment screw hexagon key size. [1] 1 - Hole for data chip, 0 - Without hole for data chip

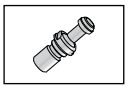

712-713

Spare Parts

Designation		
DIN69871 40 EM 8X 50E	SR M8X10 DIN1835-B	PRESET M6X20B
DIN69871 40 EM10X 50E	SR M10X12 DIN1835-B	PRESET M8X20B
DIN69871 40 EM12X 50E	SR M12X16 DIN1835-B	PRESET M10X18B
DIN69871 40 EM16X 63E	SR M14X16 DIN1835-B	PRESET M12X18B
DIN69871 40 EM18X 63E	SR M14X16 DIN1835-B	PRESET M12X18B
DIN69871 40 EM20X 63E	SR M16X16 DIN1835-B	PRESET M16X20B
DIN69871 40 EM25X100E	SR M18X2X20 DIN1835-B	PRESET M20X20E
DIN69871 40 EM32X100E	SR M20X2X20 DIN1835-B	PRESET M20X20E
DIN69871 50 EM12X 63E	SR M12X16 DIN1835-B	PRESET M10X18B
DIN69871 50 EM14X 63E	SR M12X16 DIN1835-B	PRESET M10X18B
DIN69871 50 EM16X 63E	SR M14X16 DIN1835-B	PRESET M12X18B
DIN69871 50 EM25X 80E	SR M18X2X20 DIN1835-B	PRESET M20X20E
DIN69871 50 EM32X100E	SR M20X2X20 DIN1835-B	PRESET M20X20E
DIN69871 50 EM40X100E	SR M20X2X20 DIN1835-B	PRESET M20X20E

DIN69871 SHRINKIN

DIN69871-SRK
Thermal Shrinking Chucks
with DIN 69871 Form
AD Taper Shanks

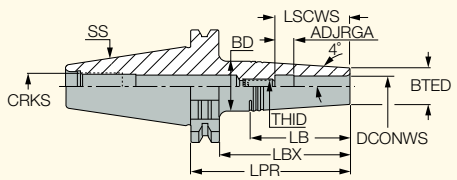

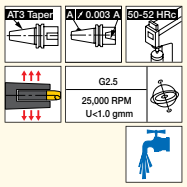

Designation	SS	DCONWS	BTED	BD	LPR	LBX	LB	ADJRGA	LSCWS	THID	Key(1)	CRKS	CDI(2)	kg
DIN69871 40 SRK 3X50	40	3.00	10.00	15.00	69.10	50.0	35.50	6.00	16.0	M6	3.00	M16	0	0.83
DIN69871 40 SRK 3X85	40	3.00	10.00	19.00	104.10	85.0	64.10	6.00	16.0	M6	3.00	M16	0	0.89
DIN69871 40 SRK 4X50	40	4.00	10.00	15.00	69.10	50.0	35.50	6.00	18.0	M6	3.00	M16	0	0.82
DIN69871 40 SRK 4X85	40	4.00	10.00	19.00	104.10	85.0	64.10	6.00	18.0	M6	3.00	M16	0	0.90
DIN69871 40 SRK 5X50	40	5.00	10.00	15.00	69.10	50.0	35.50	6.00	21.0	M6	3.00	M16	0	0.84
DIN69871 40 SRK 5X85	40	5.00	10.00	19.00	104.10	85.0	64.10	6.00	21.0	M6	3.00	M16	0	0.89
DIN69871 40 SRK 6X50	40	6.00	11.00	16.00	69.10	50.0	35.50	6.00	24.0	M8	4.00	M16	0	0.84
DIN69871 40 SRK 6X85	40	6.00	11.00	20.00	104.10	85.0	64.10	6.00	24.0	M8	4.00	M16	0	0.82
DIN69871 40 SRK 8X50	40	8.00	14.00	20.00	69.10	50.0	42.50	6.00	31.0	M10	5.00	M16	0	0.84
DIN69871 40 SRK 8X85	40	8.00	14.00	23.00	104.10	85.0	63.90	6.00	31.0	M10	5.00	M16	0	0.94
DIN69871 40 SRK 10X50	40	10.00	16.00	22.00	69.10	50.0	42.40	6.00	36.0	M12	6.00	M16	0	0.87
DIN69871 40 SRK 10X85	40	10.00	16.00	24.50	104.10	85.0	60.30	6.00	36.0	M12	6.00	M16	0	0.94
DIN69871 40 SRK 12X50	40	12.00	20.00	26.00	69.10	50.0	42.30	10.00	42.0	M10	5.00	M16	0	0.92
DIN69871 40 SRK 12X85	40	12.00	20.00	28.00	104.10	85.0	56.60	10.00	42.0	M10	5.00	M16	0	1.05

• To be used for carbide tools only. • Preset sco G2.5/25, 000 RPM. • For through tool coolant, preset screw must be removed
(1) Hex key size for the rear stopper screw (1) 1 - Hole for data chip, 0 - Without hole for data chip


712-713 689-691 694-695

Spare Parts

Designation	
DIN69871 40 SRK 3X50	SR M6X10 DIN916
DIN69871 40 SRK 3X85	SR M6X10 DIN916
DIN69871 40 SRK 4X50	SR M6X10 DIN916
DIN69871 40 SRK 4X85	SR M6X10 DIN916
DIN69871 40 SRK 5X50	SR M6X10 DIN916
DIN69871 40 SRK 5X85	SR M6X10 DIN916
DIN69871 40 SRK 6X50	SR M8X12 DIN916
DIN69871 40 SRK 6X85	SR M8X12 DIN916
DIN69871 40 SRK 8X50	SR M10X10 DIN913
DIN69871 40 SRK 8X85	SR M10X10 DIN913
DIN69871 40 SRK 10X50	SR M12X10 DIN913
DIN69871 40 SRK 10X85	SR M12X10 DIN913
DIN69871 40 SRK 12X50	SR M10X18 DIN913
DIN69871 40 SRK 12X85	SR M10X18 DIN913

DIN69871 SHRINKIN

DIN69871-SRKIN

Thermal Shrink Chucks with DIN 69871 Form AD Taper Shanks for Solid Carbide HSS and Steel Tools

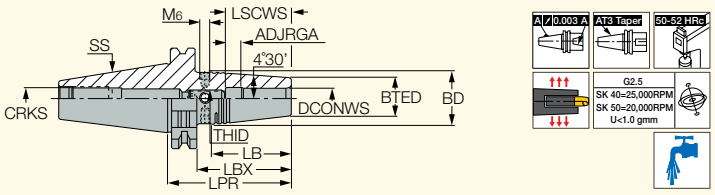

Designation	SS	DCONWS	BTED	BD	LPR	LBX	LB	ADJRGA	LSCWS	THID	Key(3)	CRKS	CDI(4)	kg
DIN69871 40 SRKIN 6X80 (1)	40	6.00	21.00	27.00	80.00	60.9	38.00	11.00	36.0	M5	2.50	M16	0	0.99
DIN69871 40 SRKIN 8X80 (1)	40	8.00	21.00	27.00	80.00	60.9	38.00	11.00	36.0	M6	3.00	M16	0	1.00
DIN69871 40 SRKIN 10X80 (1)	40	10.00	24.00	32.00	80.00	60.9	50.50	11.00	42.0	M8	4.00	M16	0	1.05
DIN69871 40 SRKIN 12X80 (1)	40	12.00	24.00	32.00	80.00	60.9	50.80	16.00	47.0	M10	5.00	M16	0	1.04
DIN69871 40 SRKIN 14X80 (1)	40	14.00	27.00	34.00	80.00	60.9	44.20	11.00	47.0	M10	5.00	M16	0	1.15
DIN69871 40 SRKIN 16X80 (1)	40	16.00	27.00	34.00	80.00	60.9	44.20	11.00	50.0	M12	6.00	M16	0	1.07
DIN69871 40 SRKIN 18X80 (1)	40	18.00	33.00	42.00	80.00	60.9	57.00	11.00	50.0	M12	6.00	M16	0	1.21
DIN69871 40 SRKIN 20X80 (1)	40	20.00	33.00	42.00	80.00	60.9	57.00	11.00	52.0	M16	8.00	M16	0	1.16
DIN69871 40 SRKIN 25X100 (1)	40	25.00	44.00	53.00	100.00	80.9	57.00	11.00	58.0	M20	8.00	M16	0	1.71
DIN69871 50 SRKIN 6X 80 (2)	50	6.00	21.00	27.00	80.00	60.9	38.00	11.00	36.0	M5	2.50	M24	0	2.72
DIN69871 50 SRKIN 8X 80 (2)	50	8.00	21.00	27.00	80.00	60.9	38.00	11.00	36.0	M6	3.00	M24	0	2.71
DIN69871 50 SRKIN 10X 80 (2)	50	10.00	24.00	32.00	80.00	60.9	51.00	11.00	42.0	M8	4.00	M24	0	2.81
DIN69871 50 SRKIN 12X 80 (2)	50	12.00	24.00	32.00	80.00	60.9	51.00	11.00	47.0	M10	5.00	M24	0	2.79
DIN69871 50 SRKIN 14X 80 (2)	50	14.00	27.00	34.00	80.00	60.9	45.00	11.00	47.0	M10	5.00	M24	0	2.84
DIN69871 50 SRKIN 16X 80 (2)	50	16.00	27.00	34.00	80.00	60.9	45.00	11.00	50.0	M12	6.00	M24	0	2.76
DIN69871 50 SRKIN 18X 80 (2)	50	18.00	33.00	42.00	80.00	60.9	57.00	11.00	50.0	M12	6.00	M24	0	2.90
DIN69871 50 SRKIN 20X 80 (2)	50	20.00	33.00	42.00	80.00	60.9	57.00	11.00	52.0	M16	8.00	M24	0	2.92
DIN69871 50 SRKIN 25X100 (2)	50	25.00	44.00	53.00	100.00	80.9	57.00	11.00	58.0	M16	8.00	M24	0	3.51
DIN69871 50 SRKIN 32X100 (2)	50	32.00	44.00	53.00	100.00	80.9	57.00	11.00	58.0	M18	8.00	M24	0	3.36

- Use only inductive heating device for SRKIN holders
- B is the designation for coolant through flange

(1) Balanced to G2.5/25.000 RPM
(2) Balanced to G2.5/20.000 RPM
(3) Hex key size for the rear stopper screw (1) 1 - Hole for data chip, 0 - Without hole for data chip

712-713 689-691 694-695

Spare Parts

Designation	
DIN69871 40 SRKIN 6X80	PRESET M5X18B
DIN69871 40 SRKIN 8X80	PRESET M6X20B
DIN69871 40 SRKIN 10X80	PRESET M8X20B
DIN69871 40 SRKIN 12X80	PRESET M10X18B
DIN69871 40 SRKIN 14X80	PRESET M10X18B
DIN69871 40 SRKIN 16X80	PRESET M12X18B
DIN69871 40 SRKIN 18X80	PRESET M12X18B
DIN69871 40 SRKIN 20X80	PRESET M16X20B
DIN69871 40 SRKIN 25X100	PRESET M16X25B
DIN69871 50 SRKIN 6X 80	PRESET M5X18B
DIN69871 50 SRKIN 8X 80	PRESET M6X20B
DIN69871 50 SRKIN 10X 80	PRESET M8X20B
DIN69871 50 SRKIN 12X 80	PRESET M10X18B
DIN69871 50 SRKIN 14X 80	PRESET M10X18B
DIN69871 50 SRKIN 16X 80	PRESET M12X18B
DIN69871 50 SRKIN 18X 80	PRESET M12X18B
DIN69871 50 SRKIN 20X 80	PRESET M16X20B
DIN69871 50 SRKIN 25X100	PRESET M16X25B
DIN69871 50 SRKIN 32X100	PRESET M16X25B

DIN69871

X-STREAM JET TOOLHOLDING

DIN69871-SRKIN-CX

Thermal Shrink Chucks with DIN69871 Form AD Tapered Shank and Coolant Jet Channels along the Shank Bore

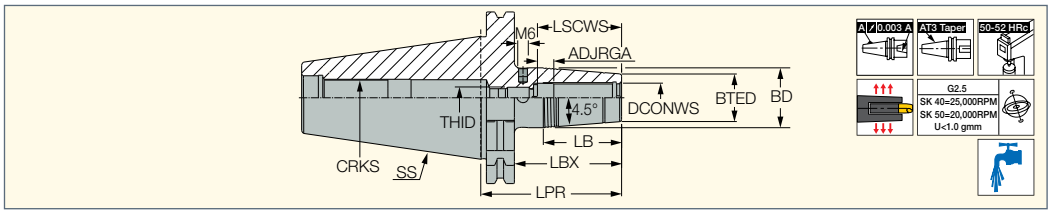

Designation	SS	DCONWS	BTED	BD	LPR	LBX	LB	LSCWS	ADJRGA	THID	Key(1)	CRKS	CDI(2)	kg
DIN69871 40 SRKIN 6X80 CX	40	6.00	21.00	27.00	80.00	60.90	38.00	34.00	9.50	M5	2.50	M16	0	0.99
DIN69871 40 SRKIN 8X80 CX	40	8.00	21.00	27.00	80.00	60.90	38.00	34.00	9.50	M6	3.00	M16	0	1.00
DIN69871 40 SRKIN 10X80CX	40	10.00	24.00	32.00	80.00	60.90	51.00	39.80	9.30	M8	4.00	M16	0	1.05
DIN69871 40 SRKIN 12X80CX	40	12.00	24.00	32.00	80.00	60.90	51.00	44.80	9.30	M10	5.00	M16	0	1.05
DIN69871 40 SRKIN 14X80CX	40	14.00	27.00	34.00	80.00	60.90	45.00	44.80	9.30	M10	5.00	M16	0	1.15
DIN69871 40 SRKIN 16X80CX	40	16.00	27.00	34.00	80.00	60.90	45.00	47.80	9.30	M12	6.00	M16	0	1.07
DIN69871 40 SRKIN 20X80CX	40	20.00	33.00	42.00	80.00	60.90	57.00	49.00	8.50	M16	8.00	M16	0	1.16
DIN69871 40 SRKIN25X100CX	40	25.00	44.00	53.00	100.00	80.90	57.00	55.00	8.50	M16	8.00	M16	0	1.71
DIN69871 50 SRKIN 6X80 CX	50	6.00	21.00	27.00	80.00	61.00	38.00	34.00	9.50	M5	2.50	M24	0	2.72
DIN69871 50 SRKIN 8X80 CX	50	8.00	21.00	27.00	80.00	60.90	38.00	34.00	9.50	M6	3.00	M24	0	2.71
DIN69871 50 SRKIN 10X80CX	50	10.00	24.00	32.00	80.00	60.90	51.00	39.80	9.30	M8	4.00	M24	0	2.81
DIN69871 50 SRKIN 12X80CX	50	12.00	24.00	32.00	80.00	60.90	51.00	44.80	9.30	M10	5.00	M24	0	2.79
DIN69871 50 SRKIN 14X80CX	50	14.00	27.00	34.00	80.00	60.90	45.00	44.80	9.30	M10	5.00	M24	0	2.84
DIN69871 50 SRKIN 16X80CX	50	16.00	27.00	34.00	80.00	60.90	45.00	47.80	9.30	M12	6.00	M24	0	2.76
DIN69871 50 SRKIN 18X80CX	50	18.00	33.00	42.00	80.00	60.90	57.00	47.80	9.30	M12	6.00	M24	0	2.90
DIN69871 50 SRKIN 20X80CX	50	20.00	33.00	42.00	80.00	60.90	57.00	49.00	8.50	M16	8.00	M24	0	2.92
DIN69871 50 SRKIN25X100CX	50	25.00	44.00	53.00	100.00	80.90	57.00	55.00	8.50	M16	8.00	M24	0	3.51
DIN69871 50 SRKIN32X100CX	50	32.00	44.00	53.00	100.00	80.90	57.00	59.00	8.50	M16	8.00	M24	0	3.36

- Use only inductive heating device for SRKIN holders
- Preset screw CX allows supply of coolant via JET channels - do not remove

(1) Hex key size for the rear stopper screw (1) 1 - Hole for data chip, 0 - Without hole for data chip

Spare Parts

Designation	
DIN69871 40 SRKIN 6X80 CX	PRESET CX M5X13
DIN69871 40 SRKIN 8X80 CX	PRESET CX M6X12
DIN69871 40 SRKIN 10X80CX	PRESET CX M8X16
DIN69871 40 SRKIN 12X80CX	PRESET CX M10X16
DIN69871 40 SRKIN 14X80CX	PRESET CX M10X16
DIN69871 40 SRKIN 16X80CX	PRESET CX M12X16
DIN69871 40 SRKIN 20X80CX	PRESET CX M16X14
DIN69871 40 SRKIN25X100CX	PRESET CX M16X14
DIN69871 50 SRKIN 6X80 CX	PRESET CX M5X13
DIN69871 50 SRKIN 8X80 CX	PRESET CX M6X12
DIN69871 50 SRKIN 10X80CX	PRESET CX M8X16
DIN69871 50 SRKIN 12X80CX	PRESET CX M10X16
DIN69871 50 SRKIN 14X80CX	PRESET CX M10X16
DIN69871 50 SRKIN 16X80CX	PRESET CX M12X16
DIN69871 50 SRKIN 18X80CX	PRESET CX M12X16
DIN69871 50 SRKIN 20X80CX	PRESET CX M16X14
DIN69871 50 SRKIN25X100CX	PRESET CX M16X14
DIN69871 50 SRKIN32X100CX	PRESET CX M16X14

DIN69871

DIN69871-SEM

ISO 3937 Shell Mill Holders
with DIN 69871 Form
AD Taper Shanks

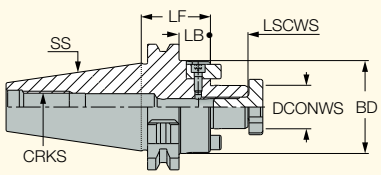

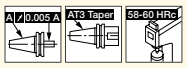

Designation	SS	DCONWS	BD	LF	LSCWS	LB	CRKS	CDI(1)	kg
DIN69871 30 SEM16X 35	30	16.00	38.00	35.00	17.00	15.9	M12	0	0.52
DIN69871 30 SEM22X 50	30	22.00	47.00	50.00	19.00	30.9	M12	0	0.80
DIN69871 30 SEM27X 50	30	27.00	58.00	50.00	21.00	30.9	M12	0	0.92
DIN69871 40 SEM16X35	40	16.00	38.00	35.00	17.00	15.9	M16	0	0.92
DIN69871 40 SEM22X 35	40	22.00	47.00	35.00	19.00	15.9	M16	0	1.02
DIN69871 40 SEM27X 60	40	27.00	58.00	60.00	21.00	40.9	M16	0	1.60
DIN69871 40 SEM32X 60	40	32.00	66.00	60.00	24.00	40.9	M16	0	1.78
DIN69871 40 SEM40X 60	40	40.00	82.00	60.00	27.00	40.9	M16	0	2.16
DIN69871 50 SEM16X35	50	16.00	38.00	35.00	17.00	15.9	M24	0	2.70
DIN69871 50 SEM22X 35	50	22.00	47.00	35.00	19.00	15.9	M24	0	2.80
DIN69871 50 SEM22X50X200	50	22.00	50.00	200.00	19.00	180.9	M24	0	5.21
DIN69871 50 SEM27X 35	50	27.00	58.00	35.00	21.00	15.9	M24	0	2.94
DIN69871 50 SEM32X 35	50	32.00	66.00	35.00	24.00	15.9	M24	0	3.16
DIN69871 50 SEM32X78X370	50	32.00	78.00	370.00	24.00	350.9	M24	0	15.76
DIN69871 50 SEM40X 50	50	40.00	82.00	50.00	27.00	30.9	M24	0	3.81
DIN69871 50 SEM50X 60	50	50.00	81.00	60.00	30.00	40.9	M24	0	4.85

• For internal coolant through the holder, the related COOLANT SET should be ordered via Accessories (applicable to certain tools only)(1) 1 - Hole for data chip, 0 - Without hole for data chip

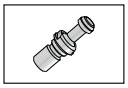

712-713

Spare Parts

Designation				
DIN69871 30 SEM16X 35	M8 CLAMP SCREW SEM16	SR M3X10DIN912	DR.DOG 8S	WRENCH M8 SEMC16*
DIN69871 30 SEM22X 50	M10 CLAMP SCREW SEM22	SR M4X10DIN912	DR.DOG 10S	WRENCH M10 SEMC 22*
DIN69871 30 SEM27X 50	M12 CLAMP SCREW SEM27	SR M5X14DIN912	DR.DOG 12S	WRENCH M12 SEMC 27*
DIN69871 40 SEM16X35	M8 CLAMP SCREW SEM16	SR M3X10DIN912	DR.DOG 8S	WRENCH M8 SEMC16*
DIN69871 40 SEM22X 35	M10 CLAMP SCREW SEM22	SR M4X10DIN912	DR.DOG 10S	WRENCH M10 SEMC 22*
DIN69871 40 SEM27X 60	M12 CLAMP SCREW SEM27	SR M5X14DIN912	DR.DOG 12S	WRENCH M12 SEMC 27*
DIN69871 40 SEM32X 60	M16 CLAMP SCREW SEM32	SR M5X14DIN912	DR.DOG 14X13S	WRENCH M16 SEMC 32*
DIN69871 40 SEM40X 60	M20 CLAMP SCREW SEM40	SR M6X20 DIN912	DR.DOG 16X18S	WRENCH M20 SEMC 40*
DIN69871 50 SEM16X35	M8 CLAMP SCREW SEM16	SR M3X10DIN912	DR.DOG 8S	WRENCH M8 SEMC16*
DIN69871 50 SEM22X 35	M10 CLAMP SCREW SEM22	SR M4X10DIN912	DR.DOG 10S	WRENCH M10 SEMC 22*
DIN69871 50 SEM22X50X200	M10 CLAMP SCREW SEM22	SR M4X10DIN912	DR.DOG 10S	WRENCH M10 SEMC 22*
DIN69871 50 SEM27X 35	M12 CLAMP SCREW SEM27	SR M5X14DIN912	DR.DOG 12S	WRENCH M12 SEMC 27*
DIN69871 50 SEM32X 35	M16 CLAMP SCREW SEM32	SR M5X14DIN912	DR.DOG 14X13S	WRENCH M16 SEMC 32*
DIN69871 50 SEM32X78X370	M16 CLAMP SCREW SEM32	SR M5X20DIN912	DR.DOG 14X16S	WRENCH M16 SEMC 32*
DIN69871 50 SEM40X 50	M20 CLAMP SCREW SEM40	SR M6X20 DIN912	DR.DOG 16X18S	WRENCH M20 SEMC 40*
DIN69871 50 SEM50X 60	M24 CLAMP SCREW SEM50	SR M6X16 DIN912		WRENCH M24 SEMC 50*

* Optional, should be ordered separately

DIN69871

DIN69871-SEM-C

ISO 3937 Shell Mill Holders with Coolant Holes and DIN 69871 Form ADB Tapered Shanks

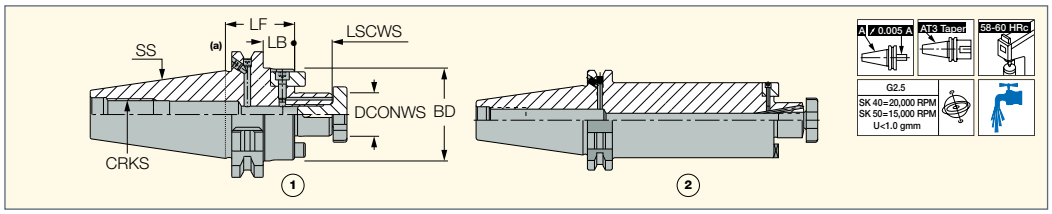

Designation	SS	DCONWS	BD	LF	LSCWS	LB	CRKS	Fig.	CDI(2)	kg
DIN69871 40 SEM16X 35 C	40	16.00	38.00	35.00	17.00	15.9	M16	1.	0	0.94
DIN69871 40 SEM16X100 C	40	16.00	38.00	100.00	17.00	80.9	M16	1.	0	1.48
DIN69871 40 SEM22X 35 C	40	22.00	47.00	35.00	19.00	15.9	M16	1.	0	1.02
DIN69871 40 SEM22X100 C	40	22.00	47.00	100.00	19.00	80.9	M16	1.	0	0.94
DIN69871 40 SEM27X 60 C	40	27.00	58.00	60.00	21.00	40.9	M16	1.	0	1.20
DIN69871 40 SEM27X100 C	40	27.00	58.00	100.00	21.00	80.9	M16	1.	0	2.32
DIN69871 40 SEM32X 60 C	40	32.00	66.00	60.00	24.00	40.9	M16	1.	0	1.69
DIN69871 40 SEM32X78X50C	40	32.00	78.00	50.00	24.00	30.9	M16	1.	0	1.75
DIN69871 40 SEM32X78X100C	40	32.00	78.00	100.00	24.00	80.9	M16	1.	0	3.58
DIN69871 50 SEM16X 35 C	50	16.00	38.00	35.00	17.00	15.9	M24	1.	0	2.68
DIN69871 50 SEM16X100 C	50	16.00	38.00	100.00	17.00	80.9	M24	1.	0	3.24
DIN69871 50 SEM22X 35 C	50	22.00	47.00	35.00	19.00	15.9	M24	1.	0	2.77
DIN69871 50 SEM22X100 C	50	22.00	47.00	100.00	19.00	80.9	M24	1.	0	3.59
DIN69871 50 SEM22X48X200C (1)	50	22.00	48.00	200.00	19.00	181.0	M24	2.	0	5.00
DIN69871 50 SEM22X61X300C (1)	50	22.00	61.00	300.00	19.00	281.0	M24	2.	0	8.75
DIN69871 50 SEM27X 35 C	50	27.00	58.00	35.00	21.00	15.9	M24	1.	0	2.88
DIN69871 50 SEM27X100 C	50	27.00	58.00	100.00	21.00	80.9	M24	1.	0	4.15
DIN69871 50 SEM27X61X300C (1)	50	27.00	61.00	300.00	21.00	281.0	M24	2.	0	8.70
DIN69871 50 SEM32X 35 C	50	32.00	66.00	35.00	24.00	15.9	M24	1.	0	3.00
DIN69871 50 SEM32X100 C	50	32.00	66.00	100.00	24.00	80.9	M24	1.	0	4.64
DIN69871 50 SEM32X78X50C	50	32.00	78.00	50.00	24.00	30.9	M24	1.	0	3.85
DIN69871 50 SEM32X78X100C	50	32.00	78.00	100.00	24.00	80.9	M24	1.	0	5.61
DIN69871 50 SEM32X78X370C (1)	50	32.00	78.00	370.00	24.00	351.0	M24	2.	0	15.42

- (a) If the B type coolant option is required, the plug screw must be removed from the flange cooling hole (use a 2 mm hex key)

(1) Symmetrical design. However, the family's balance values are not guaranteed for this tool (1) 1 - Hole for data chip, 0 - Without hole for data chip

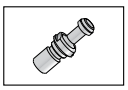

712-713

Spare Parts

Designation				
DIN69871 40 SEM16X 35 C	M8 CLAMP SCREW SEM16	WRENCH M8 SEMC16*	DR.DOG 8S	SR M3X10DIN912
DIN69871 40 SEM16X100 C	M8 CLAMP SCREW SEM16	WRENCH M8 SEMC16*	DR.DOG 8S	SR M3X10DIN912
DIN69871 40 SEM22X 35 C	M10 CLAMP SCREW SEM22	WRENCH M10 SEMC 22*	DR.DOG 10S	SR M4X10DIN912
DIN69871 40 SEM22X100 C	M10 CLAMP SCREW SEM22	WRENCH M10 SEMC 22*	DR.DOG 10S	SR M4X10DIN912
DIN69871 40 SEM27X 60 C	M12 CLAMP SCREW SEM27	WRENCH M12 SEMC 27*	DR.DOG 12S	SR M5X12 DIN912
DIN69871 40 SEM27X100 C	M12 CLAMP SCREW SEM27	WRENCH M12 SEMC 27*	DR.DOG 12S	SR M5X12 DIN912
DIN69871 40 SEM32X 60 C	M16 CLAMP SCREW SEM32	WRENCH M16 SEMC 32*	DR.DOG 14X13S	SR M5X14DIN912
DIN69871 40 SEM32X78X50C	M16 CLAMP SCREW SEM32	WRENCH M16 SEMC 32*	DR.DOG 14X13S	SR M5X14DIN912
DIN69871 40 SEM32X78X100C	M16 CLAMP SCREW SEM32	WRENCH M16 SEMC 32*	DR.DOG 14X13S	SR M5X14DIN912
DIN69871 50 SEM16X 35 C	M8 CLAMP SCREW SEM16	WRENCH M8 SEMC16*	DR.DOG 8S	SR M3X10DIN912
DIN69871 50 SEM16X100 C	M8 CLAMP SCREW SEM16	WRENCH M8 SEMC16*	DR.DOG 8S	SR M3X10DIN912
DIN69871 50 SEM22X 35 C	M10 CLAMP SCREW SEM22	WRENCH M10 SEMC 22*	DR.DOG 10S	SR M4X10DIN912
DIN69871 50 SEM22X100 C	M10 CLAMP SCREW SEM22	WRENCH M10 SEMC 22*	DR.DOG 10S	SR M4X10DIN912
DIN69871 50 SEM22X48X200C	M10 CLAMP SCREW SEM22	WRENCH M10 SEMC 22*	DR.DOG 10S	SR M4X10DIN912
DIN69871 50 SEM22X61X300C	M10 CLAMP SCREW SEM22	WRENCH M10 SEMC 22*	DR.DOG 10S	SR M4X10DIN912
DIN69871 50 SEM27X 35 C	M12 CLAMP SCREW SEM27	WRENCH M12 SEMC 27*	DR.DOG 12S	SR M5X12 DIN912
DIN69871 50 SEM27X100 C	M12 CLAMP SCREW SEM27	WRENCH M12 SEMC 27*	DR.DOG 12S	SR M5X12 DIN912
DIN69871 50 SEM27X61X300C	M12 CLAMP SCREW SEM27	WRENCH M12 SEMC 27	DR.DOG 12S	SR M5X12 DIN912
DIN69871 50 SEM32X 35 C	M16 CLAMP SCREW SEM32	WRENCH M16 SEMC 32*	DR.DOG 14X13S	SR M5X14DIN912
DIN69871 50 SEM32X100 C	M16 CLAMP SCREW SEM32	WRENCH M16 SEMC 32*	DR.DOG 14X13S	SR M5X14DIN912
DIN69871 50 SEM32X78X50C	M16 CLAMP SCREW SEM32	WRENCH M16 SEMC 32*	DR.DOG 14X13S	SR M5X14DIN912
DIN69871 50 SEM32X78X100C	M16 CLAMP SCREW SEM32	WRENCH M16 SEMC 32*	DR.DOG 14X13S	SR M5X14DIN912
DIN69871 50 SEM32X78X370C	M16 CLAMP SCREW SEM32	WRENCH M16 SEMC 32*	DR.DOG 14X16S	SR M5X20DIN912

* Optional, should be ordered separately

DIN69871

DIN69871-FM

DIN 6357 Face Mill Holders with DIN 69871 Form A/ AD Taper Shanks

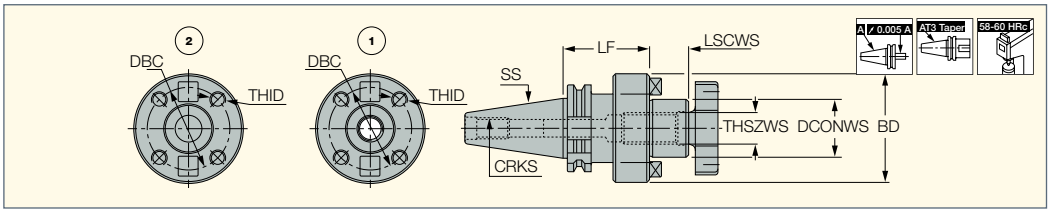

Designation	SS	DCONWS	BD	DBC	LF	LSCWS	THID	THSZWS	CRKS	Fig.	CDI(3)	kg
DIN69871 40 FM 40 (1)	40	40.00	88.00	66.70	60.00	27.00	M12	M20	M16	1.	0	2.25
DIN69871 50 FM 40X70 (1)	50	40.00	88.00	66.70	70.00	27.00	M12	M20	M24	1.	0	4.87
DIN69871 50 FM 60 (2)	50	60.00	128.00	101.60	70.00	40.00	M16	-	M24	2.	0	7.32

- Peripheral clamping screws are not supplied.

(1) Form AD

(2) Form A

(3) 1 - Hole for data chip, 0 - Without hole for data chip

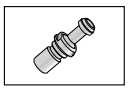

712-713

Spare Parts

Designation			
DIN69871 40 FM 40	DR. DOG 16 E	M20 CLAMP SCREW SEM40	WRENCH M20 SEMC 40*
DIN69871 50 FM 40X70	DR. DOG 16 E	M20 CLAMP SCREW SEM40	WRENCH M20 SEMC 40*
DIN69871 50 FM 60	DR. DOG 1E		

* Optional, should be ordered separately

DIN69871

DIN69871-SEMC
DIN 6358 COMBI Shell Mill Holders with DIN 69871 Form AD Taper Shanks

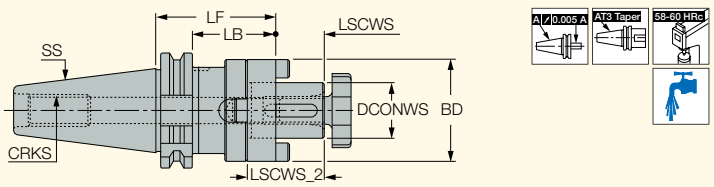

Designation	SS	DCONWS	LF	LSCWS	LB	LSCWS_2	BD	CRKS	CDI(1)	kg
DIN69871 30 SEMC 16X 50	30	16.00	50.00	17.00	30.9	27.00	32.00	M12	0	0.53
DIN69871 30 SEMC 22X 50	30	22.00	50.00	19.00	30.9	31.00	40.00	M12	0	0.61
DIN69871 40 SEMC 16X 55	40	16.00	55.00	17.00	35.9	27.00	32.00	M16	0	1.01
DIN69871 40 SEMC 16X100	40	16.00	100.00	17.00	80.9	27.00	32.00	M16	0	1.30
DIN69871 40 SEMC 22X 55	40	22.00	55.00	19.00	35.9	31.00	40.00	M16	0	1.05
DIN69871 40 SEMC 22X100	40	22.00	100.00	19.00	80.9	31.00	40.00	M16	0	1.47
DIN69871 40 SEMC 27X 55	40	27.00	55.00	21.00	35.9	33.00	48.00	M16	0	1.25
DIN69871 40 SEMC 27X100	40	27.00	100.00	21.00	80.9	33.00	48.00	M16	0	1.89
DIN69871 40 SEMC 32X 60	40	32.00	60.00	24.00	40.9	38.00	58.00	M16	0	1.41
DIN69871 40 SEMC 32X100	40	32.00	100.00	24.00	80.9	38.00	58.00	M16	0	2.24
DIN69871 40 SEMC 40X 60	40	40.00	60.00	27.00	40.9	41.00	70.00	M16	0	1.63
DIN69871 50 SEMC 16X 55	50	16.00	55.00	17.00	35.9	27.00	32.00	M24	0	2.80
DIN69871 50 SEMC 16X100	50	16.00	100.00	17.00	80.9	27.00	32.00	M24	0	3.54
DIN69871 50 SEMC 22X 55	50	22.00	55.00	19.00	35.9	31.00	40.00	M24	0	2.82
DIN69871 50 SEMC 22X100	50	22.00	100.00	19.00	80.9	31.00	40.00	M24	0	3.60
DIN69871 50 SEMC 27X 55	50	27.00	55.00	21.00	35.9	33.00	48.00	M24	0	3.06
DIN69871 50 SEMC 27X100	50	27.00	100.00	21.00	80.9	33.00	48.00	M24	0	3.82
DIN69871 50 SEMC 32X 55	50	32.00	55.00	24.00	35.9	38.00	58.00	M24	0	3.23
DIN69871 50 SEMC 32X100	50	32.00	100.00	24.00	80.9	38.00	58.00	M24	0	4.32
DIN69871 50 SEMC 40X 55	50	40.00	55.00	27.00	35.9	41.00	70.00	M24	0	3.43
DIN69871 50 SEMC 40X100	50	40.00	100.00	27.00	80.9	41.00	70.00	M24	0	5.24
DIN69871 50 SEMC 50X 70	50	50.00	70.00	30.00	50.9	46.00	90.00	M24	0	4.58

- For internal coolant through the holder, the related COOLANT SET should be ordered via Accessories (applicable to certain tools only)

(1) 1 - Hole for data chip, 0 - Without hole for data chip

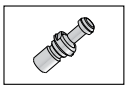

712-713

Spare Parts

Designation				
DIN69871 30 SEMC 16X 50	16 D.RING SEMC	M8 CLAMP SCREW SEM16	WRENCH M8 SEMC16*	KEY SEMC 16 4X4X20
DIN69871 30 SEMC 22X 50	22 D.RING SEMC	M10 CLAMP SCREW SEM22	WRENCH M10 SEMC 22*	KEY SEMC 22 6X6X25
DIN69871 40 SEMC 16X 55	16 D.RING SEMC	M8 CLAMP SCREW SEM16	WRENCH M8 SEMC16*	KEY SEMC 16 4X4X20
DIN69871 40 SEMC 16X100	16 D.RING SEMC	M8 CLAMP SCREW SEM16	WRENCH M8 SEMC16*	KEY SEMC 16 4X4X20
DIN69871 40 SEMC 22X 55	22 D.RING SEMC	M10 CLAMP SCREW SEM22	WRENCH M10 SEMC 22*	KEY SEMC 22 6X6X25
DIN69871 40 SEMC 22X100	22 D.RING SEMC	M10 CLAMP SCREW SEM22	WRENCH M10 SEMC 22*	KEY SEMC 22 6X6X25
DIN69871 40 SEMC 27X 55	27 D.RING SEMC	M12 CLAMP SCREW SEM27	WRENCH M12 SEMC 27*	KEY SEMC 27 7X7X25
DIN69871 40 SEMC 27X100	27 D.RING SEMC	M12 CLAMP SCREW SEM27	WRENCH M12 SEMC 27*	KEY SEMC 27 7X7X25
DIN69871 40 SEMC 32X 60	32 D.RING SEMC	M16 CLAMP SCREW SEM32	WRENCH M16 SEMC 32*	KEY SEMC 32 8X7X28
DIN69871 40 SEMC 32X100	32 D.RING SEMC	M16 CLAMP SCREW SEM32	WRENCH M16 SEMC 32*	KEY SEMC 32 8X7X28
DIN69871 40 SEMC 40X 60	40 D.RING SEMC	M20 CLAMP SCREW SEM40	WRENCH M20 SEMC 40*	KEY SEMC 40 10X8X32
DIN69871 50 SEMC 16X 55	16 D.RING SEMC	M8 CLAMP SCREW SEM16	WRENCH M8 SEMC16*	KEY SEMC 16 4X4X20
DIN69871 50 SEMC 16X100	16 D.RING SEMC	M8 CLAMP SCREW SEM16	WRENCH M8 SEMC16*	KEY SEMC 16 4X4X20
DIN69871 50 SEMC 22X 55	22 D.RING SEMC	M10 CLAMP SCREW SEM22	WRENCH M10 SEMC 22*	KEY SEMC 22 6X6X25
DIN69871 50 SEMC 22X100	22 D.RING SEMC	M10 CLAMP SCREW SEM22	WRENCH M10 SEMC 22*	KEY SEMC 22 6X6X25
DIN69871 50 SEMC 27X 55	27 D.RING SEMC	M12 CLAMP SCREW SEM27	WRENCH M12 SEMC 27*	KEY SEMC 27 7X7X25
DIN69871 50 SEMC 27X100	27 D.RING SEMC	M12 CLAMP SCREW SEM27	WRENCH M12 SEMC 27*	KEY SEMC 27 7X7X25
DIN69871 50 SEMC 32X 55	32 D.RING SEMC	M16 CLAMP SCREW SEM32	WRENCH M16 SEMC 32*	KEY SEMC 32 8X7X28
DIN69871 50 SEMC 32X100	32 D.RING SEMC	M16 CLAMP SCREW SEM32	WRENCH M16 SEMC 32*	KEY SEMC 32 8X7X28
DIN69871 50 SEMC 40X 55	40 D.RING SEMC	M20 CLAMP SCREW SEM40	WRENCH M20 SEMC 40*	KEY SEMC 40 10X8X32
DIN69871 50 SEMC 40X100	40 D.RING SEMC	M20 CLAMP SCREW SEM40	WRENCH M20 SEMC 40*	KEY SEMC 40 10X8X32
DIN69871 50 SEMC 50X 70	50 D.RING SEMC	M24 CLAMP SCREW SEM50	WRENCH M24 SEMC 50*	KEY SEMC 50 12X8X36

* Optional, should be ordered separately

DIN69871 CAMFIX

DIN69871-C#

CAMFIX (ISO 26623-1) Holders with DIN 69871 Form AD/ ADB Tapered Shanks

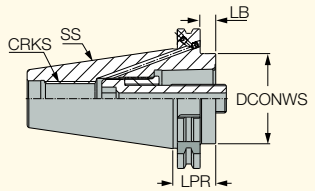

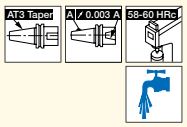

Designation	SS	DCONWS	LPR	LB	CRKS	CDI(1)	kg
C4 AD SKA 40X30 ADB	40	40.00	30.00	11.00	M16	0	0.83
C5 AD SKA 40X30	40	50.00	30.00	11.00	M16	0	0.80
C5 AD SKA 50X30 ADB	50	50.00	30.00	11.00	M24	0	2.61
C6 AD SKA 50X30	50	63.00	30.00	11.00	M24	0	2.55
C8 AD SKA 50X70 ADB	50	80.00	70.00	51.00	M24	0	3.77

(1) 1 - Hole for data chip, 0 - Without hole for data chip

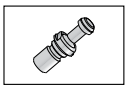

712-713

Spare Parts

Designation						
C4 AD SKA 40X30 ADB	SR M14X58 C4	HW 8.0*	MT RING M22X17XC4			WRENCH C4 DRW NUT*
C5 AD SKA 40X30	SR M16X70 C5	HW 10.0*	MT RING M25X20XC5			WRENCH C5 DRW NUT*
C5 AD SKA 50X30 ADB	SR M16X70 C5	HW 10.0*	MT RING M25X20XC5	SR M4X4 DIN913	HW 2.0*	WRENCH C5 DRW NUT*
C6 AD SKA 50X30	SR M20X87 C6/8	HW 14.0*	MT RING M30X24XC6/8			WRENCH C6-8 DRW NUT*
C8 AD SKA 50X70 ADB	SR M20X87 C6/8	HW 14.0*	MT RING M30X24XC6/8	SR M4X4 DIN913	HW 2.0*	WRENCH C6-8 DRW NUT*

* Optional, should be ordered separately

DIN69871

DIN69871-MT

DIN 6383 Morse Taper Adapters with DIN 228-2 Form D Tang and DIN 69871 Form A Taper Shanks

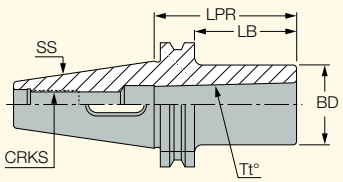

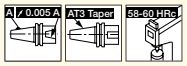

Designation	SS	Tt°	LPR	LB	BD	CRKS	CDI(1)	kg
DIN69871 40 MT1X 50	40	MT1	50.00	30.9	25.00	M16	0	0.88
DIN69871 40 MT2X 50	40	MT2	50.00	30.9	32.00	M16	0	0.90
DIN69871 40 MT3X 70	40	MT3	70.00	50.9	40.00	M16	0	1.04
DIN69871 40 MT4X 95	40	MT4	95.00	75.9	48.00	M16	0	1.30
DIN69871 50 MT1X 45	50	MT1	45.00	25.9	25.00	M24	0	2.65
DIN69871 50 MT2X 60	50	MT2	60.00	40.9	32.00	M24	0	2.72
DIN69871 50 MT3X 65	50	MT3	65.00	45.9	40.00	M24	0	2.75
DIN69871 50 MT4X 95	50	MT4	95.00	75.9	48.00	M24	0	3.04
DIN69871 50 MT5X105	50	MT5	105.00	85.9	63.00	M24	0	3.20

(1) 1 - Hole for data chip, 0 - Without hole for data chip

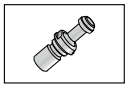

712-713

DIN69871 FINEFIT

ADJ DIN69871-ER

Center Alignment DIN 6499 ER
Collet Chucks with DIN 69871
Form AD/B Taper Shanks

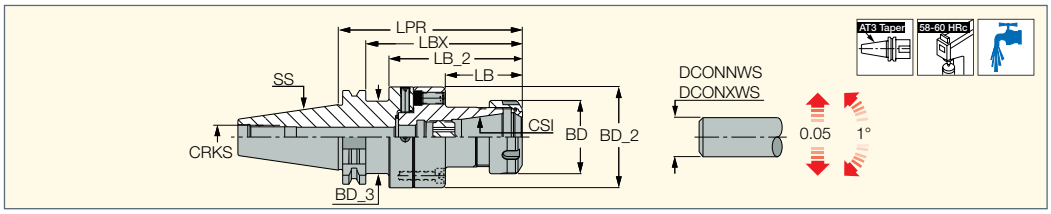

Designation	SS	CSI	DCONNWS(1)	DCONXWS(2)	LPR	LB	LBX	LB_2	BD	BD_2	BD_3	CRKS	kg
ADJ DIN69871 40 D70 ER32	40	ER32	2.0	20.0	124.50	52.50	105.4	89.50	50.00	70.00	46.00	M16	2.36
ADJ DIN69871 50 D70 ER32	50	ER32	2.0	20.0	124.50	52.50	105.4	-	50.00	70.00	-	M24	4.29

- Radial adjustment 0.05 mm Angular adjustment 1°

(1) Minimum diameter
(2) Maximum diameter

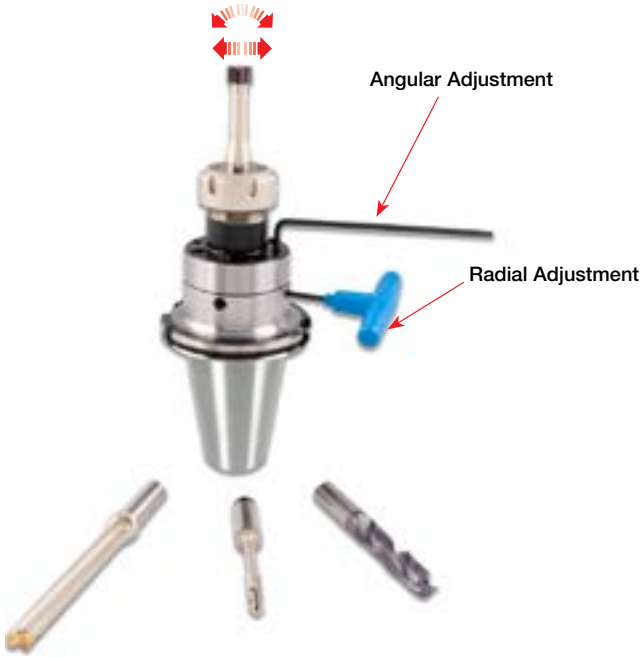

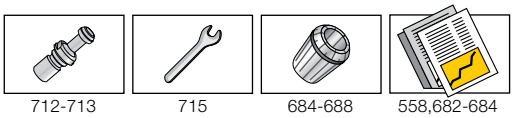

712-713 | 715 | 684-688 | 558,682-684

Spare Parts

Designation		
ADJ DIN69871 40 D70 ER32		ADJ ER32 NOSE
ADJ DIN69871 50 D70 ER32	OR 21X4N	ADJ ER32 NOSE

DIN69871 GTI

GTI DIN69871-ER (tapping)

DIN 6499 ER Tapping
Attachments with DIN 69871
Form A Tapered Shanks

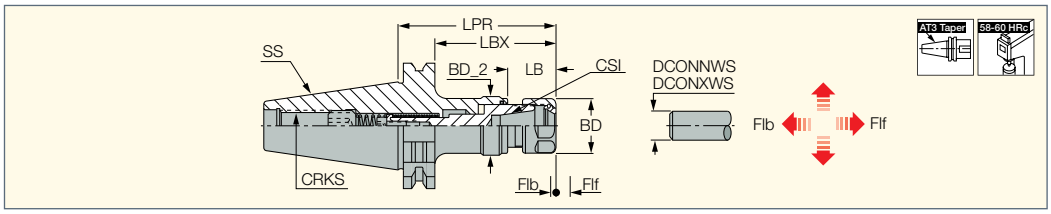

Designation	SS	CSI	Tap min	Tap max	DCONNWS(1)	DCONXWS(2)	LPR	LBX	LB	BD	BD_2	Flf	Flb	CRKS	CDI(3)	kg
GTI DIN69871 40 ER16	40	ER16	M3	M10	0.5	10.0	81.20	62.1	24.60	28.00	29.50	8.0	3.0	M16	0	2.40
GTI DIN69871 40 ER32	40	ER32	M6	M20	2.0	20.0	111.40	92.3	33.00	50.00	56.50	9.0	4.0	M16	0	2.28
GTI DIN69871 40 ER40	40	ER40	M6	M28	3.0	26.0	129.40	110.3	51.00	63.00	56.50	9.0	4.0	M16	0	2.90
GTI DIN69871 50 ER16	50	ER16	M3	M10	0.5	10.0	104.80	85.7	24.60	28.00	29.50	8.0	3.0	M24	0	2.95
GTI DIN69871 50 ER32	50	ER32	M6	M20	2.0	20.0	113.30	94.4	33.00	50.00	56.50	9.0	4.0	M24	0	3.90
GTI DIN69871 50 ER40	50	ER40	M6	M28	3.0	26.0	132.40	113.3	51.00	63.00	56.50	9.0	4.0	M24	0	4.39

(1) Minimum diameter
(2) Maximum diameter (1) 1 - Hole for data chip, 0 - Without hole for data chip

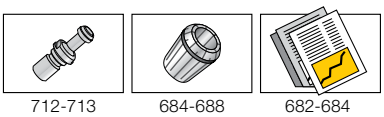
712-713 684-688 682-684

Spare Parts

Designation		
GTI DIN69871 40 ER16	NUT ER16 TOP	WRENCH ER16*
GTI DIN69871 40 ER32	NUT ER32 TOP	WRENCH ER32*
GTI DIN69871 40 ER40	NUT ER40 TOP	WRENCH ER40*
GTI DIN69871 50 ER16	NUT ER16 TOP	WRENCH ER16*
GTI DIN69871 50 ER32	NUT ER32 TOP	WRENCH ER32*
GTI DIN69871 50 ER40	NUT ER40 TOP	WRENCH ER40*

* Optional, should be ordered separately

DIN69871 CLICKFIT

DIN69871-CF

DIN69871 Form ADB Tapered
Shanks to CLICKFIT Adapters

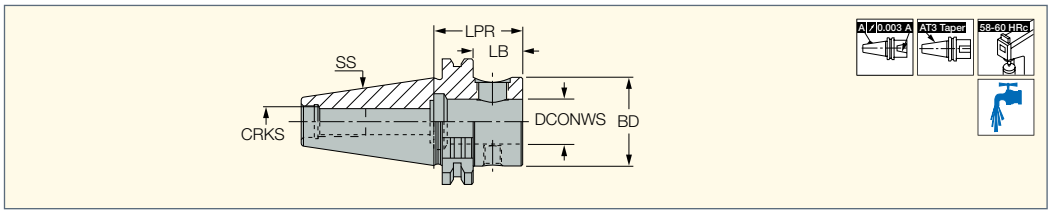

Designation	SS	DCONWS	LPR	LB	BD	CRKS	CDI(2)	kg
DIN69871 40 CF4-S	40	25.00	44.10	25.0	44.50	M16	0	0.93
DIN69871 40 CF4-L	40	25.00	100.00	80.9	44.50	M16	0	1.55
DIN69871 50 CF4-S	50	25.00	44.10	25.0	44.50	M24	0	2.70
DIN69871 50 CF4-L	50	25.00	100.00	80.9	44.50	M24	0	3.54
DIN69871 50 CF4-L B (1)	50	25.00	100.00	80.9	44.50	M24	0	3.52

- Tightening torque: 6 Kgxm

(1) B for coolant through flange. (1) 1 - Hole for data chip, 0 - Without hole for data chip

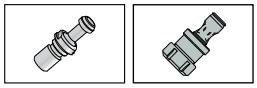
712-713 666

Spare Parts

Designation				
DIN69871-CF	SCREW M16X1.5 FOR CF4	WRENCH HW 8 200X36 DIN911	OR 15X3N	WRENCH REAL C.F M8

MULTI-MASTER

DIN69871

MM S-A-SK

DIN 69871 Integral Tapered Shanks for MULTI-MASTER Milling Heads

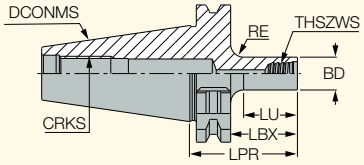

Designation	DCONMS	CRKS	THSZWS	BD	LPR	LBX	LU	RE
MM S-A-H040-SK 40-T06	40.00	M16	T06	9.25	40.00	21.0	15.00	6.0
MM S-A-H045-SK 40-T08	40.00	M16	T08	11.60	45.00	26.0	20.00	6.0
MM S-A-H050-SK 40-T10	40.00	M16	T10	15.30	50.00	31.0	25.00	6.0
MM S-A-H050-SK 40-T12	40.00	M16	T12	18.30	50.00	31.0	25.00	6.0
MM S-A-H050-SK 40-T15	40.00	M16	T15	23.90	50.00	31.0	25.00	6.0

- Do not apply lubricant to the threaded connection
- For adaptation, see page 44

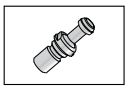
712-713

DIN69871 FLEXFIT

DIN69871-ODP

FLEXFIT Threaded Connection Shanks with Integral DIN69871 Form ADB Taper Adaptation

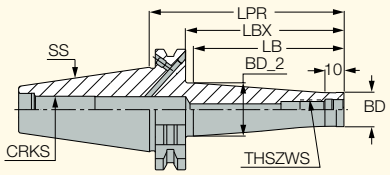

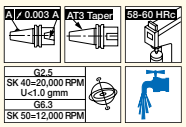

Designation	SS	THSZWS	BD	BD_2	LPR	LBX	LB	CRKS	CDI[1]	kg
DIN69871 40 ODP 6X58	40	M06	9.80	13.00	58.00	38.9	30.00	M16	0	0.82
DIN69871 40 ODP 6X98	40	M06	9.80	23.00	98.00	78.9	70.00	M16	0	0.91
DIN69871 40 ODP 8X58	40	M08	13.10	15.00	58.00	38.9	30.00	M16	0	0.82
DIN69871 40 ODP 8X98	40	M08	13.10	23.00	98.00	78.9	70.00	M16	0	0.92
DIN69871 40 ODP10X58	40	M10	18.00	20.00	58.00	38.9	30.00	M16	0	0.84
DIN69871 40 ODP10X98	40	M10	18.00	28.00	98.00	78.9	70.00	M16	0	1.00
DIN69871 40 ODP12X58	40	M12	21.00	24.00	58.00	38.9	30.00	M16	0	0.88
DIN69871 40 ODP12X98	40	M12	21.00	31.00	98.00	78.9	70.00	M16	0	1.07
DIN69871 40 ODP16X58	40	M16	29.00	28.60	58.00	38.9	35.00	M16	0	0.91
DIN69871 40 ODP16X98	40	M16	29.00	34.00	98.00	78.9	70.00	M16	0	1.15
DIN69871 50 ODP12X 78	50	M12	23.00	30.00	78.00	58.9	50.00	M24	0	2.74
DIN69871 50 ODP12X128	50	M12	23.00	40.00	128.00	108.9	100.00	M24	0	3.14
DIN69871 50 ODP12X178	50	M12	23.00	40.00	178.00	158.9	150.00	M24	0	3.38
DIN69871 50 ODP12X228	50	M12	23.00	46.00	228.00	208.9	200.00	M24	0	4.14
DIN69871 50 ODP16X 78	50	M16	29.00	34.00	78.00	58.9	50.00	M24	0	2.95
DIN69871 50 ODP16X128	50	M16	29.00	40.00	128.00	108.9	100.00	M24	0	3.20
DIN69871 50 ODP16X178	50	M16	29.00	55.00	178.00	158.9	150.00	M24	0	4.08
DIN69871 50 ODP16X228	50	M16	29.00	55.00	228.00	208.9	200.00	M24	0	4.64

[1] 1 - Hole for data chip, 0 - Without hole for data chip

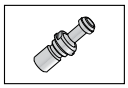
712-713


715

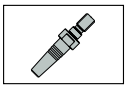
666-668


664

DIN 69893 HSK A / E

HSK DIN 69893 (ISO 12164-1 Standard)

DIN 69893 Form A

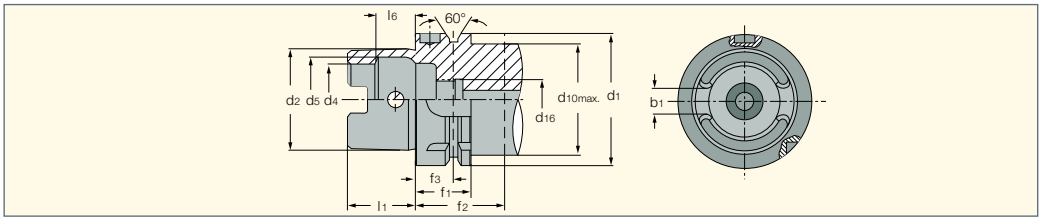

HSK-A	d1 h10	d2	d4 H10	d5 H11	d10 max	d16	l1-0.2	l6 Js10	b1±0.04(1)	f1 -0.1	f2 min	f3 ±0.1
40	40	30	21	25.5	34	M12x1	20	11.42	8.05	20	35	16
50	50	38	26	32.0	42	M16x1	25	14.13	10.54	26	42	18
63	63	48	34	40.0	53	M18x1	32	18.13	12.54 (12.42)	26	42	18
80	80	60	42	50.0	67	M20x1.5	40	22.85	16.04	26	42	18
100	100	75	53	63.0	85	M24x1.5	50	28.56	20.02 (19.9)	29	45	20

(1) The dimensions in parentheses refer to dimension b1 only for HSK A...WH tools. These tools feature key slot gap and tolerance, used on turning tools for accurate cutting edge height position, (according to Japanese ICTM standard and ISO 12164/3 standard).

DIN 69893 Form E

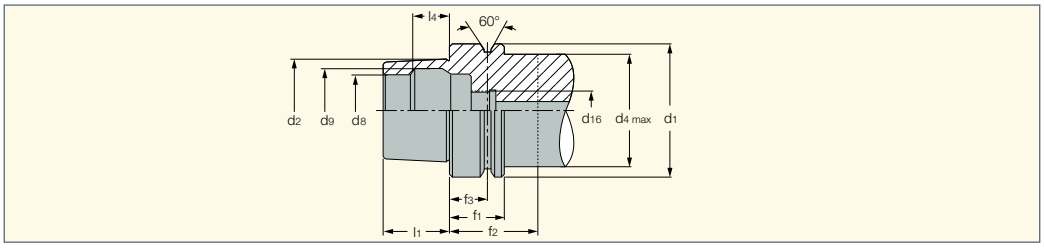

HSK-E	d1 h10	d2	d4 max	d8 H10	d9 H11	d16	l1-0.2	L4 Js10	f1-0.1	f2 min	f3±0.1
32	32	24	26	17	19	M10X1	16	8.92	20	35	16
40	40	30	34	21	25.5	M12X1	20	11.42	20	35	16
50	50	38	42	26	32.0	M16X1	25	14.13	26	42	18
63	63	48	53	34	40.0	M18X1	32	18.13	26	42	18

DIN 69893 Form F (1)

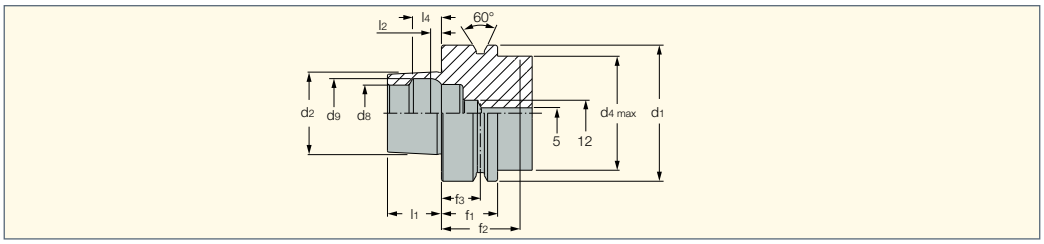

HSK-F	d1 h10	d2	d4 max	d8 H10	d9 H11	l1-0.2	l2	l4 Js10	f1-0.1	f2 min	f3±0.1
63	63	38	53	26	32	25	5.0	14.13	26	42	18

(1) Without crosshole.

HSK

HSK E-ER

DIN6499 ER Collet Chucks with HSK DIN69893 Form E Tapered Shanks

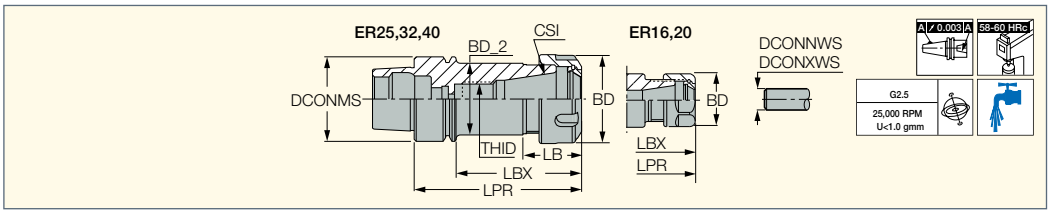

Designation	DCONMS	CSI	DCONNWS(2)	DCONXWS(3)	BD	BD_2	LPR	LBX	LB	THID	kg
HSK E32 ER16X60	32.00	ER16	0.5	10.0	28.00	22.40	60.00	40.0	21.50	M10x1-6H	0.22
HSK E32 ER20X60	32.00	ER20	1.0	13.0	34.00	25.40	60.00	40.0	26.00	M10x1-6H	0.18
HSK E32 ER25X65	32.00	ER25	1.0	16.0	42.00	25.80	65.00	45.0	30.00	M10x1-6H	0.20
HSK E40 ER16X60	40.00	ER16	0.5	10.0	28.00	28.00	60.00	40.0	27.10	M12X1-6H	0.28
HSK E40 ER16X80	40.00	ER16	0.5	10.0	28.00	28.00	80.00	60.0	27.10	M10x1.5-6H	0.36
HSK E40 ER20X80	40.00	ER20	1.0	13.0	34.00	33.80	80.00	60.0	28.00	M12	0.44
HSK E40 ER25X80	40.00	ER25	1.0	16.0	42.00	33.80	80.00	60.0	28.00	M18X1.5	0.42
HSK E40 ER32X80	40.00	ER32	2.0	20.0	50.00	40.10	80.00	60.0	31.00	M22X1.5	0.41
HSK E50 ER16X100	50.00	ER16	0.5	10.0	28.00	28.00	100.00	74.0	27.00	M10	0.64
HSK E50 ER16X100M (1)	50.00	ER16	0.5	10.0	22.00	22.00	100.00	74.0	25.60	M10	0.55
HSK E50 ER16X80	50.00	ER16	0.5	10.0	28.00	28.00	80.00	54.0	27.10	M10	0.55
HSK E50 ER20X80	50.00	ER20	1.0	13.0	34.00	34.00	80.00	54.0	28.00	M12	0.60
HSK E50 ER25X80	50.00	ER25	1.0	16.0	42.00	32.40	80.00	54.0	28.00	M16	0.71
HSK E50 ER32X100	50.00	ER32	2.0	20.0	50.00	40.00	100.00	74.0	31.00	M22X1.5	0.78
HSK E50 ER32X80	50.00	ER32	2.0	20.0	50.00	40.00	80.00	54.0	31.00	M16X1-6H	0.63
HSK E63 ER16X100	63.00	ER16	0.5	10.0	28.00	28.00	100.00	74.0	27.10	M10	0.91
HSK E63 ER16X80	63.00	ER16	0.5	10.0	28.00	28.00	80.00	54.0	27.10	M10	0.92
HSK E63 ER20X75	63.00	ER20	1.0	13.0	34.00	34.00	75.00	49.0	28.00	M18X1-6H	0.90
HSK E63 ER32X100	63.00	ER32	2.0	20.0	50.00	50.00	100.00	75.0	36.00	M22X1.5	1.28

- A cooling tube must be used with all coolant through HSK spindles (should be ordered separately).

(1) Equipped with nut ER 16 MINI
(2) Minimum diameter
(3) Maximum diameter

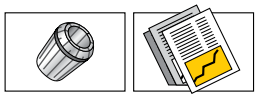

684-688 682-684

Spare Parts

Designation					
HSK E32 ER16X60	NUT ER16 TOP	WRENCH ER16*			
HSK E32 ER20X60	NUT ER20 TOP	WRENCH ER20*			
HSK E32 ER25X65	NUT ER25 TOP	WRENCH ER25*			
HSK E40 ER16X60	NUT ER16 TOP	WRENCH ER16*		COOLING TUBE HSK A40*	WRENCH COOL TUBE HSK40*
HSK E40 ER16X80	NUT ER16 TOP	WRENCH ER16*	PRESET ER-JET 10X1.5*	COOLING TUBE HSK A40*	WRENCH COOL TUBE HSK40*
HSK E40 ER20X80	NUT ER20 TOP	WRENCH ER20*	PRESET ER-JET 12X1.75*	COOLING TUBE HSK A40*	WRENCH COOL TUBE HSK40*
HSK E40 ER25X80	NUT ER25 TOP	WRENCH ER25*	PRESET ER-JET 18X1.5*	COOLING TUBE HSK A40*	WRENCH COOL TUBE HSK40*
HSK E40 ER32X80	NUT ER32 TOP	WRENCH ER32*	PRESET ER-JET 22X1.5*	COOLING TUBE HSK A40*	WRENCH COOL TUBE HSK40*
HSK E50 ER16X100	NUT ER16 TOP	WRENCH ER16*	PRESET ER-JET 10X1.5*	COOLING TUBE HSK A50*	WRENCH COOL TUBE HSK50*
HSK E50 ER16X100M	NUT ER16 MINI	WRENCH ER16 MINI*	PRESET ER-JET 10X1.5*	COOLING TUBE HSK A50*	WRENCH COOL TUBE HSK50*
HSK E50 ER16X80	NUT ER16 TOP	WRENCH ER16*	PRESET ER-JET 10X1.5*	COOLING TUBE HSK A50*	WRENCH COOL TUBE HSK50*
HSK E50 ER20X80	NUT ER20 TOP	WRENCH ER20*	PRESET ER-JET 10X1.5*	COOLING TUBE HSK A50*	WRENCH COOL TUBE HSK50*
HSK E50 ER25X80	NUT ER25 TOP	WRENCH ER25*		COOLING TUBE HSK A50*	WRENCH COOL TUBE HSK50*
HSK E50 ER32X100	NUT ER32 TOP	WRENCH ER32*	PRESET ER-JET 22X1.5*	COOLING TUBE HSK A50*	WRENCH COOL TUBE HSK50*
HSK E50 ER32X80	NUT ER32 TOP	WRENCH ER32*		COOLING TUBE HSK A50*	WRENCH COOL TUBE HSK50*
HSK E63 ER16X100	NUT ER16 TOP	WRENCH ER16*	PRESET ER-JET 10X1.5*	COOLING TUBE HSK A63*	WRENCH COOL TUBE HSK63*
HSK E63 ER16X80	NUT ER16 TOP	WRENCH ER16*	PRESET ER-JET 10X1.5*	COOLING TUBE HSK A63*	WRENCH COOL TUBE HSK63*
HSK E63 ER20X75	NUT ER20 TOP	WRENCH ER20*		COOLING TUBE HSK A63*	WRENCH COOL TUBE HSK63*
HSK E63 ER32X100	NUT ER32 TOP	WRENCH ER32*	PRESET ER-JET 22X1.5*	COOLING TUBE HSK A63*	WRENCH COOL TUBE HSK63*

* Optional, should be ordered separately

HSK

HSK A-ER-M (mini)

DIN6499 ER Mini Collet
Chucks with HSK DIN69893
Form A Tapered Shanks

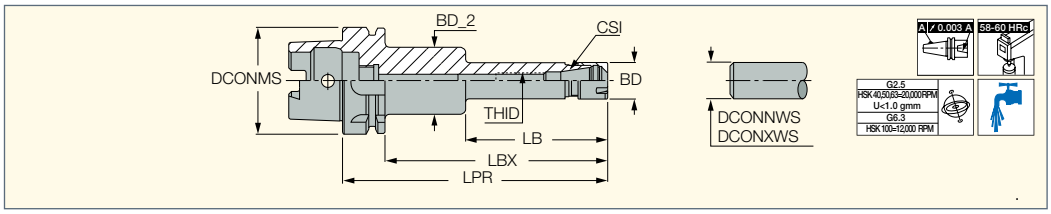

Designation	DCONMS	CSI	DCONNWS(1)	DCONXWS(2)	BD	BD_2	LPR	LBX	LB	THID	CDI(3)	kg
HSK A50 ER16X100M	50.00	ER16	0.5	10.0	22.00	-	100.00	74.0	-	M10	1	0.50
HSK A50 ER20X100M*	50.00	ER20	1.0	13.0	28.00	-	100.00	74.0	-	M12	1	0.61
HSK A63 ER11X160M	63.00	ER11	0.5	7.0	16.00	19.50	160.00	134.0	94.50	M6	1	0.93
HSK A63 ER16X100M	63.00	ER16	0.5	10.0	22.00	-	100.00	74.0	-	M10	1	0.80
HSK A63 ER16X120M	63.00	ER16	0.5	10.0	22.00	40.00	120.00	94.0	78.00	M10	1	0.94
HSK A63 ER16X160M	63.00	ER16	0.5	10.0	22.00	40.00	160.00	134.0	85.00	M10	1	1.26
HSK A63 ER20X100M	63.00	ER20	1.0	13.0	28.00	-	100.00	74.0	-	M12	1	0.85
HSK A63 ER20X120M	63.00	ER20	1.0	13.0	28.00	-	120.00	94.0	-	M12	1	0.92
HSK A63 ER20X160M	63.00	ER20	1.0	13.0	28.00	45.00	160.00	134.0	85.00	M12	1	1.46
HSK A100 ER16X100M	100.00	ER16	0.5	10.0	22.00	-	100.00	71.0	-	M10	1	2.16
HSK A100 ER16X160M	100.00	ER16	0.5	10.0	22.00	40.00	160.00	131.0	85.00	M10	1	2.65
HSK A100 ER20X100M	100.00	ER20	1.0	13.0	28.00	-	100.00	71.0	-	M12	1	2.22
HSK A100 ER20X160M	100.00	ER20	1.0	13.0	28.00	50.00	160.00	131.0	85.00	M12	1	2.82

- A cooling tube must be used with all coolant through HSK spindles (should be ordered separately).

(1) Minimum diameter

(2) Maximum diameter (1) 1 - Hole for data chip, 0 - Without hole for data chip

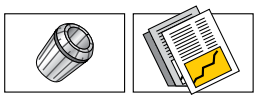

684-688 682-684

Spare Parts

Designation					
HSK A50 ER16X100M	NUT ER16 MINI	WRENCH ER16 MINI*	PRESET ER-JET 10X1.5*	COOLING TUBE HSK A50*	WRENCH COOL TUBE HSK50*
HSK A50 ER20X100M*	NUT ER20 MINI	WRENCH ER20 MINI*	PRESET ER-JET 12X1.75*	COOLING TUBE HSK A50*	WRENCH COOL TUBE HSK50*
HSK A63 ER16X100M	NUT ER16 MINI	WRENCH ER16 MINI*	PRESET ER-JET 10X1.5*	COOLING TUBE HSK A63*	WRENCH COOL TUBE HSK63*
HSK A63 ER16X120M	NUT ER16 MINI	WRENCH ER16 MINI*	PRESET ER-JET 10X1.5*	COOLING TUBE HSK A63*	WRENCH COOL TUBE HSK63*
HSK A63 ER16X160M	NUT ER16 MINI	WRENCH ER16 MINI*	PRESET ER-JET 10X1.5*	COOLING TUBE HSK A63*	WRENCH COOL TUBE HSK63*
HSK A63 ER20X100M	NUT ER20 MINI	WRENCH ER20 MINI*	PRESET ER-JET 12X1.75*	COOLING TUBE HSK A63*	WRENCH COOL TUBE HSK63*
HSK A63 ER20X120M	NUT ER20 MINI	WRENCH ER20 MINI*	PRESET ER-JET 12X1.75*	COOLING TUBE HSK A63*	WRENCH COOL TUBE HSK63*
HSK A63 ER20X160M	NUT ER20 MINI	WRENCH ER20 MINI*	PRESET ER-JET 12X1.75*	COOLING TUBE HSK A63*	WRENCH COOL TUBE HSK63*
HSK A100 ER16X100M	NUT ER16 MINI	WRENCH ER16 MINI*	PRESET ER-JET 10X1.5*	COOLING TUBE HSK A100*	WRENCH COOL TUBE HSK100*
HSK A100 ER16X160M	NUT ER16 MINI	WRENCH ER16 MINI*	PRESET ER-JET 10X1.5*	COOLING TUBE HSK A100*	WRENCH COOL TUBE HSK100*
HSK A100 ER20X100M	NUT ER20 MINI	WRENCH ER20 MINI*	PRESET ER-JET 12X1.75*	COOLING TUBE HSK A100*	WRENCH COOL TUBE HSK100*
HSK A100 ER20X160M	NUT ER20 MINI	WRENCH ER20 MINI*	PRESET ER-JET 12X1.75*	COOLING TUBE HSK A100*	WRENCH COOL TUBE HSK100*

* Optional, should be ordered separately

HSK

HSK A-ER

DIN6499 ER Collet Chucks
with HSK DIN69893 Form
A Tapered Shanks

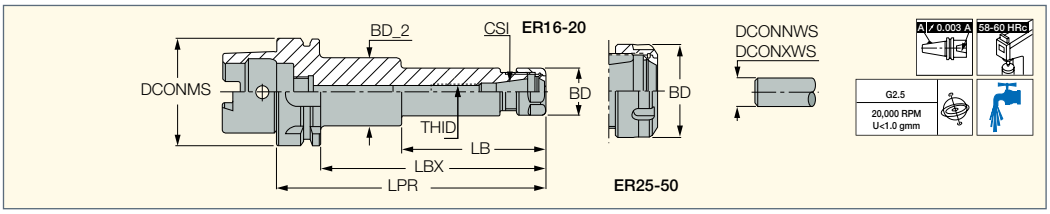

Designation	DCONMS	CSI	DCONNWS(2)	DCONXWS(3)	BD	BD_2	LPR	LBX	LB	THID	CDI(4)	kg
HSK A40 ER16X60	40.00	ER16	0.5	10.0	28.00	28.00	60.00	40.0	27.00	M10X1.5-6H	1	0.27
HSK A40 ER16X80	40.00	ER16	0.5	10.0	28.00	28.00	80.00	60.0	27.00	M10	1	0.36
HSK A40 ER25X100	40.00	ER25	1.0	16.0	42.00	32.40	100.00	80.0	28.00	M16	1	0.49
HSK A40 ER25X60	40.00	ER25	1.0	16.0	42.00	32.40	60.00	40.0	28.00	M16X2-6H	1	0.41
HSK A40 ER25X80	40.00	ER25	1.0	16.0	42.00	32.40	80.00	60.0	28.00	M18X1.5	1	0.50
HSK A40 ER32X100	40.00	ER32	2.0	20.0	50.00	40.40	100.00	80.0	31.00	M22X1.5	1	0.58
HSK A50 ER16X100	50.00	ER16	0.5	10.0	28.00	28.00	100.00	74.0	27.00	M10	1	0.61
HSK A50 ER20X100	50.00	ER20	1.0	13.0	34.00	34.00	100.00	74.0	28.00	M12	1	0.70
HSK A50 ER25X100*	50.00	ER25	1.0	16.0	42.00	41.80	100.00	74.0	28.50	M16	1	0.79
HSK A50 ER25X80*	50.00	ER25	1.0	16.0	42.00	32.40	80.00	54.0	28.00	M8	1	0.53
HSK A50 ER32X100	50.00	ER32	2.0	20.0	50.00	40.40	100.00	74.0	31.00	M22X1.5	1	0.76
HSK A50 ER32X160*	50.00	ER32	2.0	20.0	50.00	40.00	160.00	134.0	-	M22X1.5	1	1.00
HSK A63 ER16X80	63.00	ER16	0.5	10.0	28.00	-	80.00	54.0	-	M10	1	0.75
HSK A63 ER16X100	63.00	ER16	0.5	10.0	28.00	28.00	100.00	74.0	27.00	M10	1	0.86
HSK A63 ER16X120	63.00	ER16	0.5	10.0	28.00	28.00	120.00	94.0	27.00	M10	1	0.96
HSK A63 ER16X160	63.00	ER16	0.5	10.0	28.00	40.00	160.00	134.0	85.60	M10	1	1.38
HSK A63 ER16X180 (1)	63.00	ER16	0.5	10.0	28.00	44.20	180.00	154.0	84.00	M10	1	1.45
HSK A63 ER20X100	63.00	ER20	1.0	13.0	34.00	34.00	100.00	74.0	28.00	M12	1	0.94
HSK A63 ER20X120	63.00	ER20	1.0	13.0	34.00	34.00	120.00	94.0	28.00	M12	1	1.09
HSK A63 ER20X160	63.00	ER20	1.0	13.0	34.00	45.00	160.00	134.0	85.00	M12	1	1.59
HSK A63 ER25X100	63.00	ER25	1.0	16.0	42.00	42.00	100.00	74.0	28.50	M16	1	1.10
HSK A63 ER25X120	63.00	ER25	1.0	16.0	42.00	42.00	120.00	94.0	28.50	M16	1	1.29
HSK A63 ER25X160	63.00	ER25	1.0	16.0	42.00	42.00	160.00	134.0	28.50	M16	1	1.68
HSK A63 ER25X80	63.00	ER25	1.0	16.0	42.00	42.00	80.00	54.0	28.50	M8	1	0.92
HSK A63 ER32X100	63.00	ER32	2.0	20.0	50.00	50.00	100.00	74.0	36.00	M22X1.5	1	1.18
HSK A63 ER32X120	63.00	ER32	2.0	20.0	50.00	50.00	120.00	94.0	36.00	M22X1.5	1	1.46
HSK A63 ER32X160	63.00	ER32	2.0	20.0	50.00	50.00	160.00	134.0	36.00	M22X1.5	1	1.99
HSK A63 ER32X80	63.00	ER32	2.0	20.0	50.00	40.00	80.00	54.0	31.00	M18X1-6H	1	0.84
HSK A63 ER40X100	63.00	ER40	3.0	26.0	63.00	50.40	100.00	74.0	34.00	M28X1.5	1	1.16
HSK A63 ER40X120	63.00	ER40	3.0	26.0	63.00	50.40	120.00	94.0	34.00	M28X1.5	1	1.38
HSK A63 ER40X160	63.00	ER40	3.0	26.0	63.00	50.40	160.00	134.0	34.00	M28X1.5	1	1.99
HSK A63 ER40X 80	63.00	ER40	3.0	26.0	63.00	50.40	80.00	54.0	34.00	M18X1-6H	1	0.92
HSK A100 ER16X100	100.00	ER16	0.5	10.0	28.00	28.00	100.00	71.0	27.00	M10	1	2.21
HSK A100 ER16X160	100.00	ER16	0.5	10.0	28.00	40.00	160.00	131.0	85.00	M10	1	2.71
HSK A100 ER20X100	100.00	ER20	1.0	13.0	34.00	34.00	100.00	71.0	28.00	M12	1	2.29
HSK A100 ER20X160	100.00	ER20	1.0	13.0	34.00	50.00	160.00	131.0	85.00	M12	1	3.08
HSK A100 ER25X100	100.00	ER25	1.0	16.0	42.00	42.00	100.00	71.0	28.50	M16	1	2.47
HSK A100 ER25X120	100.00	ER25	1.0	16.0	42.00	42.00	120.00	91.0	28.50	M16	1	2.65
HSK A100 ER25X160	100.00	ER25	1.0	16.0	42.00	42.00	160.00	134.0	28.50	M16	1	3.02
HSK A100 ER32X100	100.00	ER32	2.0	20.0	50.00	50.00	100.00	71.0	36.00	M22X1.5	1	2.69
HSK A100 ER32X120	100.00	ER32	2.0	20.0	50.00	50.00	120.00	91.0	36.00	M22X1.5	1	2.80
HSK A100 ER32X160	100.00	ER32	2.0	20.0	50.00	50.00	160.00	131.0	36.00	M22X1.5	1	3.32
HSK A100 ER40X100	100.00	ER40	3.0	26.0	63.00	63.00	100.00	71.0	37.00	-	1	2.80
HSK A100 ER40X120	100.00	ER40	3.0	26.0	63.00	63.00	120.00	91.0	37.00	M28X1.5	1	3.17
HSK A100 ER40X160	100.00	ER40	3.0	26.0	63.00	63.00	160.00	131.0	37.00	M28X1.5	1	4.08
HSK A100 ER50X100	100.00	ER50	10.0	34.0	78.00	78.00	100.00	71.0	50.00	M22X1.5	1	2.88

- A cooling tube must be used with all coolant through HSK spindles (should be ordered separately).

(1) Attention: different design
(2) Minimum diameter
(3) Maximum diameter (1) 1 - Hole for data chip, 0 - Without hole for data chip

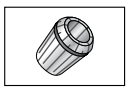
684-688


682-684

Spare Parts

Designation					
HSK A40 ER16X60	NUT ER16 TOP	WRENCH ER16*		COOLING TUBE HSK A40*	WRENCH COOL TUBE HSK40*
HSK A40 ER16X80	NUT ER16 TOP	WRENCH ER16*	PRESET ER-JET 10X1.5*	COOLING TUBE HSK A40*	WRENCH COOL TUBE HSK40*
HSK A40 ER25X100	NUT ER25 TOP	WRENCH ER25*	PRESET ER-JET 16X2*	COOLING TUBE HSK A40*	WRENCH COOL TUBE HSK40*
HSK A40 ER25X60	NUT ER25 TOP	WRENCH ER25*		COOLING TUBE HSK A40*	WRENCH COOL TUBE HSK40*
HSK A40 ER25X80	NUT ER25 TOP	WRENCH ER25*	PRESET ER-JET 18X1.5*	COOLING TUBE HSK A40*	WRENCH COOL TUBE HSK40*
HSK A40 ER32X100	NUT ER32 TOP	WRENCH ER32*	PRESET ER-JET 22X1.5*	COOLING TUBE HSK A40*	WRENCH COOL TUBE HSK40*
HSK A50 ER16X100	NUT ER16 TOP	WRENCH ER16*	PRESET ER-JET 10X1.5*	COOLING TUBE HSK A50*	WRENCH COOL TUBE HSK50*
HSK A50 ER20X100	NUT ER20 TOP	WRENCH ER20*	PRESET ER-JET 12X1.75*	COOLING TUBE HSK A50*	WRENCH COOL TUBE HSK50*
HSK A50 ER25X100*	NUT ER25 TOP	WRENCH ER25*	PRESET ER-JET 16X2*	COOLING TUBE HSK A50*	WRENCH COOL TUBE HSK50*
HSK A50 ER25X80*	NUT ER25 TOP	WRENCH ER25*	PRESET ER-JET 16X2*	COOLING TUBE HSK A50*	WRENCH COOL TUBE HSK50*
HSK A50 ER32X100	NUT ER32 TOP	WRENCH ER32*	PRESET ER-JET 22X1.5*	COOLING TUBE HSK A50*	WRENCH COOL TUBE HSK50*
HSK A50 ER32X160*	NUT ER32 TOP	WRENCH ER32*	PRESET ER-JET 22X1.5*	COOLING TUBE HSK A50*	WRENCH COOL TUBE HSK50*
HSK A63 ER16X80	NUT ER16 TOP			COOLING TUBE HSK A63*	WRENCH COOL TUBE HSK63*
HSK A63 ER16X100	NUT ER16 TOP	WRENCH ER16*	PRESET ER-JET 10X1.5*	COOLING TUBE HSK A63*	WRENCH COOL TUBE HSK63*
HSK A63 ER16X120	NUT ER16 TOP	WRENCH ER16*	PRESET ER-JET 10X1.5*	COOLING TUBE HSK A63*	WRENCH COOL TUBE HSK63*
HSK A63 ER16X160	NUT ER16 TOP	WRENCH ER16*	PRESET ER-JET 10X1.5*	COOLING TUBE HSK A63*	WRENCH COOL TUBE HSK63*
HSK A63 ER16X180	NUT ER16 TOP	WRENCH ER16*		COOLING TUBE HSK A63*	WRENCH COOL TUBE HSK63*
HSK A63 ER20X100	NUT ER20 TOP	WRENCH ER20*	PRESET ER-JET 12X1.75*	COOLING TUBE HSK A63*	WRENCH COOL TUBE HSK63*
HSK A63 ER20X120	NUT ER20 TOP	WRENCH ER20*	PRESET ER-JET 12X1.75*	COOLING TUBE HSK A63*	WRENCH COOL TUBE HSK63*
HSK A63 ER20X160	NUT ER20 TOP	WRENCH ER20*	PRESET ER-JET 12X1.75*	COOLING TUBE HSK A63*	WRENCH COOL TUBE HSK63*
HSK A63 ER25X100	NUT ER25 TOP	WRENCH ER25*	PRESET ER-JET 16X2*	COOLING TUBE HSK A63*	WRENCH COOL TUBE HSK63*
HSK A63 ER25X120	NUT ER25 TOP	WRENCH ER25*	PRESET ER-JET 16X2*	COOLING TUBE HSK A63*	WRENCH COOL TUBE HSK63*
HSK A63 ER25X160	NUT ER25 TOP	WRENCH ER25*	PRESET ER-JET 16X2*	COOLING TUBE HSK A63*	WRENCH COOL TUBE HSK63*
HSK A63 ER25X80	NUT ER25 TOP	WRENCH ER25*	PRESET ER-JET 8X1.25*	COOLING TUBE HSK A63*	WRENCH COOL TUBE HSK63*
HSK A63 ER32X100	NUT ER32 TOP	WRENCH ER32*	PRESET ER-JET 22X1.5*	COOLING TUBE HSK A63*	WRENCH COOL TUBE HSK63*
HSK A63 ER32X120	NUT ER32 TOP	WRENCH ER32*	PRESET ER-JET 22X1.5*	COOLING TUBE HSK A63*	WRENCH COOL TUBE HSK63*
HSK A63 ER32X160	NUT ER32 TOP	WRENCH ER32*	PRESET ER-JET 22X1.5*	COOLING TUBE HSK A63*	WRENCH COOL TUBE HSK63*
HSK A63 ER32X80	NUT ER32 TOP	WRENCH ER32*		COOLING TUBE HSK A63*	WRENCH COOL TUBE HSK63*
HSK A63 ER40X100	NUT ER40 TOP	WRENCH ER40*	PRESET ER-JET 28X1.5*	COOLING TUBE HSK A63*	WRENCH COOL TUBE HSK63*
HSK A63 ER40X120	NUT ER40 TOP	WRENCH ER40*	PRESET ER-JET 28X1.5*	COOLING TUBE HSK A63*	WRENCH COOL TUBE HSK63*
HSK A63 ER40X160	NUT ER40 TOP	WRENCH ER40*	PRESET ER-JET 28X1.5*	COOLING TUBE HSK A63*	WRENCH COOL TUBE HSK63*
HSK A63 ER40X 80	NUT ER40 TOP	WRENCH ER40*	PRESET ER-JET 28X1.5*	COOLING TUBE HSK A63*	WRENCH COOL TUBE HSK63*
HSK A100 ER16X100	NUT ER16 TOP	WRENCH ER16*	PRESET ER-JET 10X1.5*	COOLING TUBE HSK A100*	WRENCH COOL TUBE HSK100*
HSK A100 ER16X160	NUT ER16 TOP	WRENCH ER16*	PRESET ER-JET 10X1.5*	COOLING TUBE HSK A100*	WRENCH COOL TUBE HSK100*
HSK A100 ER20X100	NUT ER20 TOP	WRENCH ER20*	PRESET ER-JET 12X1.75*	COOLING TUBE HSK A100*	WRENCH COOL TUBE HSK100*
HSK A100 ER20X160	NUT ER20 TOP	WRENCH ER20*	PRESET ER-JET 12X1.75*	COOLING TUBE HSK A100*	WRENCH COOL TUBE HSK100*
HSK A100 ER25X100	NUT ER25 TOP	WRENCH ER25*	PRESET ER-JET 16X2*	COOLING TUBE HSK A100*	WRENCH COOL TUBE HSK100*
HSK A100 ER25X120	NUT ER25 TOP	WRENCH ER25*	PRESET ER-JET 16X2*	COOLING TUBE HSK A100*	WRENCH COOL TUBE HSK100*
HSK A100 ER25X160	NUT ER25 TOP	WRENCH ER25*	PRESET ER-JET 16X2*	COOLING TUBE HSK A100*	WRENCH COOL TUBE HSK100*
HSK A100 ER32X100	NUT ER32 TOP	WRENCH ER32*	PRESET ER-JET 22X1.5*	COOLING TUBE HSK A100*	WRENCH COOL TUBE HSK100*
HSK A100 ER32X120	NUT ER32 TOP	WRENCH ER32*	PRESET ER-JET 22X1.5*	COOLING TUBE HSK A100*	WRENCH COOL TUBE HSK100*
HSK A100 ER32X160	NUT ER32 TOP	WRENCH ER32*	PRESET ER-JET 22X1.5*	COOLING TUBE HSK A100*	WRENCH COOL TUBE HSK100*
HSK A100 ER40X100	NUT ER40 TOP	WRENCH ER40*	PRESET ER-JET 28X1.5*	COOLING TUBE HSK A100*	WRENCH COOL TUBE HSK100*
HSK A100 ER40X120	NUT ER40 TOP	WRENCH ER40*	PRESET ER-JET 28X1.5*	COOLING TUBE HSK A100*	WRENCH COOL TUBE HSK100*
HSK A100 ER40X160	NUT ER40 TOP	WRENCH ER40*	PRESET ER-JET 28X1.5*	COOLING TUBE HSK A100*	WRENCH COOL TUBE HSK100*
HSK A100 ER50X100	NUT ER50 UM	WRENCH ER50*		COOLING TUBE HSK A100*	WRENCH COOL TUBE HSK100*

* Optional, should be ordered separately

HSK

HSK FM-ER

DIN6499 ER Collet Chucks with HSK DIN69893 FM Tapered Shanks with Two Pins for MAKINO Machine Models MAG

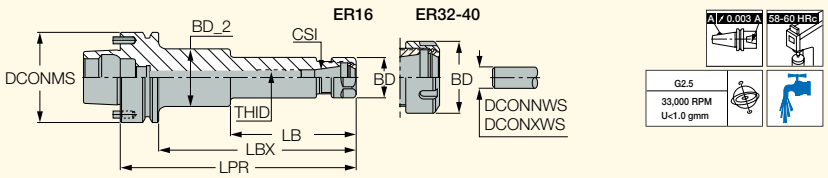

Designation	DCONMS	CSI	LPR	DCONNWS(2)	DCONXWS(3)	BD	BD_2	LBX	LB	THID	kg
HSK FM63 ER16X80 (1)	63.00	ER16	80.00	0.5	10.0	28.00	-	54.0	-	M10	0.81
HSK FM63 ER16X100 (1)	63.00	ER16	100.00	0.5	10.0	28.00	-	74.0	-	M10	0.87
HSK FM63 ER16X120 (1)	63.00	ER16	120.00	0.5	10.0	28.00	-	94.0	-	M10	0.98
HSK FM63 ER16X160 (1)	63.00	ER16	160.00	0.5	10.0	28.00	40.00	134.0	85.60	M10	1.32
HSK FM63 ER32X80 (1)	63.00	ER32	80.00	2.0	20.0	50.00	-	54.0	-	-	0.96
HSK FM63 ER32X100 (1)	63.00	ER32	100.00	2.0	20.0	50.00	-	74.0	-	M22X1.5	1.19
HSK FM63 ER40X80	63.00	ER40	80.00	3.0	26.0	63.00	50.00	54.0	32.00	-	0.94
HSK FM63 ER40X100 (1)	63.00	ER40	100.00	3.0	26.0	63.00	50.00	74.0	32.00	M22X1.5	1.16
HSK FM80 ER16X85	80.00	ER16	85.00	0.5	10.0	28.00	-	59.0	-	M10	3.00
HSK FM80 ER16X120	80.00	ER16	120.00	0.5	10.0	28.00	-	94.0	-	M10	3.70
HSK FM80 ER20X85	80.00	ER20	85.00	1.0	13.0	34.00	-	59.0	-	M8	3.00
HSK FM80 ER20X120	80.00	ER20	120.00	1.0	13.0	34.00	-	94.0	-	M12	3.70
HSK FM80 ER32X85	80.00	ER32	85.00	2.0	20.0	50.00	-	59.0	-	M8	3.00
HSK FM80 ER32X120	80.00	ER32	120.00	2.0	20.0	50.00	-	94.0	-	M22X1.5	3.70

• Used on Makino machine models MAG • The anti-slip pins can be removed, turning the toolholders into a standard HSK F63 type • A cooling tube must be used with all coolant through HSK spindles (should be ordered separately)

(1) Please check availbility

(2) Minimum diameter

(3) Maximum diameter

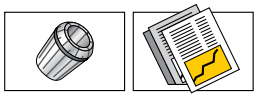

684-688 682-684

Spare Parts

Designation					
HSK FM63 ER16X80	NUT ER16 TOP	WRENCH ER16*	PRESET ER-JET 10X1.5*	COOLING TUBE HSK A50*	WRENCH COOL TUBE HSK50*
HSK FM63 ER16X100	NUT ER16 TOP	WRENCH ER16*	PRESET ER-JET 10X1.5*	COOLING TUBE HSK A50*	WRENCH COOL TUBE HSK50*
HSK FM63 ER16X120	NUT ER16 TOP	WRENCH ER16*	PRESET ER-JET 10X1.5*	COOLING TUBE HSK A50*	WRENCH COOL TUBE HSK50*
HSK FM63 ER16X160	NUT ER16 TOP	WRENCH ER16*	PRESET ER-JET 10X1.5*	COOLING TUBE HSK A50*	WRENCH COOL TUBE HSK50*
HSK FM63 ER32X80	NUT ER32 TOP	WRENCH ER32*	PRESET ER-JET 22X1.5*	COOLING TUBE HSK A50*	WRENCH COOL TUBE HSK50*
HSK FM63 ER32X100	NUT ER32 TOP	WRENCH ER32*	PRESET ER-JET 22X1.5*	COOLING TUBE HSK A50*	WRENCH COOL TUBE HSK50*
HSK FM63 ER40X80	NUT ER40 TOP	WRENCH ER40*	PRESET ER-JET 16X2*	COOLING TUBE HSK A50*	WRENCH COOL TUBE HSK50*
HSK FM63 ER40X100	NUT ER40 TOP	WRENCH ER40*	PRESET ER-JET 28X1.5*	COOLING TUBE HSK A50*	WRENCH COOL TUBE HSK50*
HSK FM80 ER16X85	NUT ER16 TOP	WRENCH ER16*	PRESET ER-JET 10X1.5*	COOLING TUBE HSK A63*	WRENCH COOL TUBE HSK63*
HSK FM80 ER16X120	NUT ER16 TOP	WRENCH ER16*	PRESET ER-JET 10X1.5*	COOLING TUBE HSK A63*	WRENCH COOL TUBE HSK63*
HSK FM80 ER20X85	NUT ER20 TOP	WRENCH ER20*	PRESET ER-JET 8X1.25*	COOLING TUBE HSK A63*	WRENCH COOL TUBE HSK63*
HSK FM80 ER20X120	NUT ER20 TOP	WRENCH ER20*	PRESET ER-JET 12X1.75*	COOLING TUBE HSK A63*	WRENCH COOL TUBE HSK63*
HSK FM80 ER32X85	NUT ER32 TOP	WRENCH ER32*	PRESET ER-JET 8X1.25*	COOLING TUBE HSK A63*	WRENCH COOL TUBE HSK63*
HSK FM80 ER32X120	NUT ER32 TOP	WRENCH ER32*	PRESET ER-JET 22X1.5*	COOLING TUBE HSK A63*	WRENCH COOL TUBE HSK63*

* Optional, should be ordered separately

SHORTIN HSK

HSK A-ER-SHORT

Short DIN6499 ER Collet Chucks with HSK DIN69893 Form A Tapered Shanks

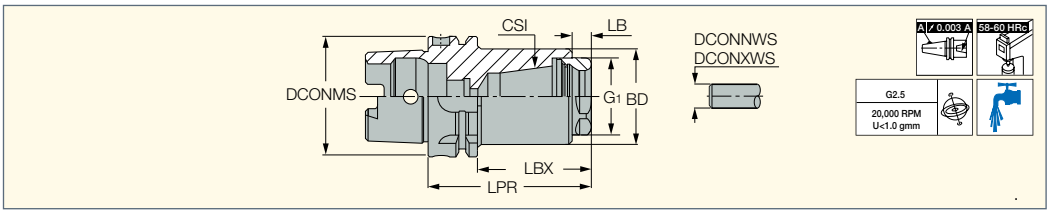

Designation	DCONMS	CSI	DCONNWS(1)	DCONXWS(2)	BD	LPR	LBX	LB	G1	CDI(3)	kg
HSK A63 ER32 SHORT	63.00	ER32	2.0	20.0	50.00	81.00	55.0	9.50	M40X1.5	1	1.13
HSK A100 ER32 SHORT	100.00	ER32	2.0	20.0	50.00	89.50	60.5	9.50	M40X1.5	1	2.54
HSK A100 ER40 SHORT	100.00	ER40	3.0	26.0	70.00	104.50	75.5	9.50	M50X1.5	1	3.51

- A cooling tube must be used with all coolant through HSK spindles (should be ordered separately).

(1) Minimum diameter

(2) Maximum diameter (1) 1 - Hole for data chip, 0 - Without hole for data chip

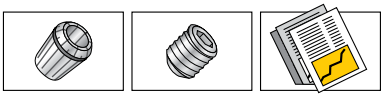

684-688 715 559,682-684

Spare Parts

Designation				
HSK A63 ER32 SHORT	NUT ER32 SHORT	WRENCH ER32 SHORT*	COOLING TUBE HSK A63*	WRENCH COOL TUBE HSK63*
HSK A100 ER32 SHORT	NUT ER32 SHORT	WRENCH ER32 SHORT*	COOLING TUBE HSK A100*	WRENCH COOL TUBE HSK100*
HSK A100 ER40 SHORT	NUT ER40 SHORT	WRENCH ER40 SHORT*	COOLING TUBE HSK A100*	WRENCH COOL TUBE HSK100*

* Optional, should be ordered separately

MAXIN HSK

HSK A-MAXIN

Power Chucks with HSK DIN69893 Form A Tapered Shanks

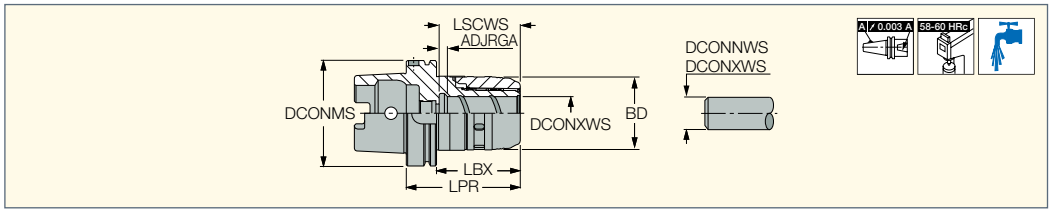

Designation	DCONMS	DCONNWS(1)	DCONXWS(2)	BD	LPR	LBX	ADJRGA	LSCWS	CDI(3)	kg
HSK A63 MAXIN20X95	63.00	6.0	20.0	53.00	95.00	69.0	9.50	65.5	1	1.02
HSK A63 MAXIN32X113	63.00	6.0	32.0	70.00	113.00	87.0	15.00	85.0	1	1.32
HSK A100 MAXIN20X115	100.00	6.0	20.0	53.00	115.00	86.0	13.00	69.0	1	2.61
HSK A100 MAXIN32X110	100.00	6.0	32.0	70.00	110.00	81.0	8.00	78.0	1	2.72
HSK A100 MAXIN32X135	100.00	6.0	32.0	70.00	135.00	106.0	16.00	87.0	1	3.45

- A cooling tube must be used with all coolant through HSK spindles (should be ordered separately). • Use of DCONXWS diameter tools provides best performance, as collets reduce the gripping force.

(1) Minimum diameter by using a reduction collet

(2) Max. diameter without a collet (1) 1 - Hole for data chip, 0 - Without hole for data chip

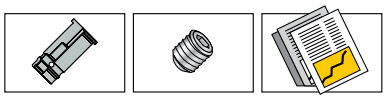

697,718 716 556-557

Spare Parts

Designation				
HSK A63 MAXIN20X95	WRENCH MAXIN 20 HOOK*	EXTRACTOR SC COLLETS*	COOLING TUBE HSK A63*	WRENCH COOL TUBE HSK63*
HSK A63 MAXIN32X113	WRENCH MAXIN 32 HOOK*	EXTRACTOR SC COLLETS*	COOLING TUBE HSK A63*	WRENCH COOL TUBE HSK63*
HSK A100 MAXIN20X115	WRENCH MAXIN 20 HOOK*	EXTRACTOR SC COLLETS*	COOLING TUBE HSK A100*	WRENCH COOL TUBE HSK100*
HSK A100 MAXIN32X110	WRENCH MAXIN 32 HOOK*	EXTRACTOR SC COLLETS*	COOLING TUBE HSK A100*	WRENCH COOL TUBE HSK100*
HSK A100 MAXIN32X135	WRENCH MAXIN 32 HOOK*	EXTRACTOR SC COLLETS*	COOLING TUBE HSK A100*	WRENCH COOL TUBE HSK100*

* Optional, should be ordered separately

HYDROFIT HSK
HOLDING LINE

HSK A-HYDRO

Hydraulic Chucks with
HSK DIN69893 Form
A Tapered Shanks

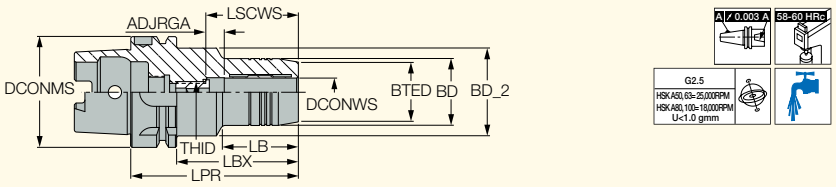

Designation	DCONMS	DCONWS	BTED	BD	BD_2	LPR	LBX	LB	ADJRGA	LSCWS	THID	CDI(1)	kg
HSK A50 HYDRO 6X80	50.00	6.00	23.00	26.00	42.00	80.00	54.0	35.00	10.00	37.0	M5	1	0.75
HSK A50 HYDRO 8X80	50.00	8.00	25.00	28.00	42.00	80.00	54.0	36.00	10.00	37.0	M6	1	0.77
HSK A50 HYDRO 10X85	50.00	10.00	27.00	30.00	42.00	85.00	59.0	41.00	10.00	42.0	M8X1	1	0.80
HSK A50 HYDRO 12X90	50.00	12.00	29.00	32.00	42.00	90.00	64.0	47.00	10.00	47.0	M10X1	1	0.80
HSK A50 HYDRO 14X90	50.00	14.00	30.00	34.00	42.00	90.00	64.0	49.00	10.00	47.0	M10X1	1	0.80
HSK A50 HYDRO 16X95	50.00	16.00	34.00	38.00	42.00	95.00	69.0	52.00	10.00	52.0	M12X1	1	0.96
HSK A50 HYDRO 18X95	50.00	16.00	36.00	40.00	42.00	95.00	69.0	52.00	10.00	52.0	M12X1	1	0.98
HSK A50 HYDRO 20X100	50.00	20.00	38.00	42.00	42.00	100.00	74.0	74.00	10.00	52.0	M10X1	1	1.08
HSK A63 HYDRO 6X80	63.00	6.00	23.00	26.00	50.00	80.00	54.0	33.00	10.00	37.0	M5	1	1.09
HSK A63 HYDRO 8X80	63.00	8.00	25.00	28.00	50.00	80.00	54.0	33.00	10.00	37.0	M6	1	1.10
HSK A63 HYDRO 10X85	63.00	10.00	27.00	30.00	50.00	85.00	59.0	39.00	10.00	42.0	M8X1	1	1.13
HSK A63 HYDRO 12X90	63.00	12.00	29.00	32.00	50.00	90.00	64.0	44.00	10.00	47.0	M10X1	1	1.18
HSK A63 HYDRO 14X90	63.00	14.00	30.00	34.00	50.00	90.00	64.0	46.00	10.00	47.0	M10X1	1	1.13
HSK A63 HYDRO 16X95	63.00	16.00	34.00	38.00	50.00	95.00	69.0	52.00	10.00	52.0	M12X1	1	1.28
HSK A63 HYDRO 18X95	63.00	18.00	36.00	40.00	50.00	95.00	69.0	52.00	10.00	52.0	M12X1	1	1.32
HSK A63 HYDRO 20X100	63.00	20.00	38.00	42.00	50.00	100.00	74.0	58.00	10.00	52.0	M16X1	1	1.32
HSK A63 HYDRO 25X120	63.00	25.00	46.00	50.00	50.00	120.00	94.0	94.00	10.00	58.0	M16X1	1	1.83
HSK A63 HYDRO 32X125	63.00	32.00	56.00	60.00	53.00	125.00	99.0	83.00	10.00	62.0	M16X1	1	2.32
HSK A80 HYDRO 6X85	80.00	6.00	23.00	26.00	50.00	85.00	59.0	37.00	10.00	37.0	M5	1	1.25
HSK A80 HYDRO 14X95	80.00	14.00	30.00	34.00	50.00	95.00	69.0	47.00	10.00	47.0	M10X1	1	2.40
HSK A80 HYDRO 16X100	80.00	16.00	34.00	38.00	56.00	100.00	74.0	52.00	10.00	52.0	M12X1	1	1.91
HSK A80 HYDRO 18X100	80.00	18.00	36.00	40.00	50.00	100.00	74.0	52.00	10.00	52.0	M12X1	1	1.92
HSK A80 HYDRO 20X105	80.00	20.00	38.00	42.00	50.00	105.00	79.0	52.00	10.00	52.0	M16X1	1	2.09
HSK A80 HYDRO 25X115	80.00	25.00	46.00	50.00	50.00	115.00	89.0	58.00	10.00	58.0	M16X1	1	2.35
HSK A80 HYDRO 32X120	80.00	32.00	56.00	60.00	50.00	120.00	94.0	62.00	10.00	62.0	M16X1	1	2.65
HSK A100 HYDRO 6X85	100.00	6.00	23.00	26.00	50.00	85.00	56.0	29.00	10.00	37.0	M5	1	2.57
HSK A100 HYDRO 8X85	100.00	8.00	25.00	28.00	50.00	85.00	56.0	29.00	10.00	37.0	M6	1	2.54
HSK A100 HYDRO 10X90	100.00	10.00	27.00	30.00	50.00	90.00	61.0	35.00	10.00	42.0	M8X1	1	2.55
HSK A100 HYDRO 12X95	100.00	12.00	29.00	32.00	50.00	95.00	66.0	40.00	10.00	47.0	M10X1	1	2.60
HSK A100 HYDRO 14X95	100.00	14.00	30.00	34.00	63.00	95.00	66.0	42.00	10.00	47.0	M10X1	1	2.81
HSK A100 HYDRO 16X100	100.00	16.00	34.00	38.00	50.00	100.00	71.0	47.00	10.00	52.0	M12X1	1	2.73
HSK A100 HYDRO 18X100	100.00	18.00	36.00	40.00	50.00	100.00	71.0	48.00	10.00	52.0	M12X1	1	2.76
HSK A100 HYDRO 20X105	100.00	20.00	38.00	42.00	63.00	105.00	76.0	54.00	10.00	52.0	M16X1	1	2.83
HSK A100 HYDRO 25X115	100.00	25.00	46.00	50.00	63.00	115.00	86.0	51.00	10.00	58.0	M16X1	1	3.47
HSK A100 HYDRO 32X120	100.00	32.00	56.00	60.00	63.00	120.00	91.0	59.00	10.00	62.0	M16X1	1	3.73

• Chucking forces will be reduced by 25% if reduction sleeves are used. • A cooling tube must be used with coolant through HSK spindles (ordered separately). • Reduction sleeves are available for 12, 20, 25 and 32 mm bore diameters (must be ordered separately). • Clamping wrench (wrench HYDRO HEX 4) and test bar should be ordered separately.

(1) 1 - Hole for data chip, 0 - Without hole for data chip

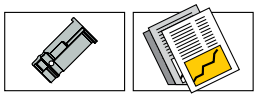

699 562

Spare Parts

Designation					
HSK A50 HYDRO 6X80	HYDRO CLAMP SCREW M8X14	TEST BAR HYDRO 6*	WRENCH HYDRO HEX 4*	COOLING TUBE HSK A50*	WRENCH COOL TUBE HSK50*
HSK A50 HYDRO 8X80	HYDRO CLAMP SCREW M8X14	TEST BAR HYDRO 8*	WRENCH HYDRO HEX 4*	COOLING TUBE HSK A50*	WRENCH COOL TUBE HSK50*
HSK A50 HYDRO 10X85	HYDRO CLAMP SCREW M8X14	TEST BAR HYDRO 10*	WRENCH HYDRO HEX 4*	COOLING TUBE HSK A50*	WRENCH COOL TUBE HSK50*
HSK A50 HYDRO 12X90	HYDRO CLAMP SCREW M8X14	TEST BAR HYDRO 12*	WRENCH HYDRO HEX 4*	COOLING TUBE HSK A50*	WRENCH COOL TUBE HSK50*
HSK A50 HYDRO 14X90	HYDRO CLAMP SCREW M8X14	TEST BAR HYDRO 14*	WRENCH HYDRO HEX 4*	COOLING TUBE HSK A50*	WRENCH COOL TUBE HSK50*
HSK A50 HYDRO 16X95	HYDRO CLAMP SCREW M8X14	TEST BAR HYDRO 16*	WRENCH HYDRO HEX 4*	COOLING TUBE HSK A50*	WRENCH COOL TUBE HSK50*
HSK A50 HYDRO 18X95	HYDRO CLAMP SCREW M8X14	TEST BAR HYDRO 18*	WRENCH HYDRO HEX 4*	COOLING TUBE HSK A50*	WRENCH COOL TUBE HSK50*
HSK A50 HYDRO 20X100	HYDRO CLAMP SCREW M8X14	TEST BAR HYDRO 20*	WRENCH HYDRO HEX 4*	COOLING TUBE HSK A50*	WRENCH COOL TUBE HSK50*
HSK A63 HYDRO 6X80	HYDRO CLAMP SCREW M8X14	TEST BAR HYDRO 6*	WRENCH HYDRO HEX 4*	COOLING TUBE HSK A63*	WRENCH COOL TUBE HSK63*
HSK A63 HYDRO 8X80	HYDRO CLAMP SCREW M8X14	TEST BAR HYDRO 8*	WRENCH HYDRO HEX 4*	COOLING TUBE HSK A63*	WRENCH COOL TUBE HSK63*
HSK A63 HYDRO 10X85	HYDRO CLAMP SCREW M8X14	TEST BAR HYDRO 10*	WRENCH HYDRO HEX 4*	COOLING TUBE HSK A63*	WRENCH COOL TUBE HSK63*
HSK A63 HYDRO 12X90	HYDRO CLAMP SCREW M8X14	TEST BAR HYDRO 12*	WRENCH HYDRO HEX 4*	COOLING TUBE HSK A63*	WRENCH COOL TUBE HSK63*
HSK A63 HYDRO 14X90	HYDRO CLAMP SCREW M8X14	TEST BAR HYDRO 14*	WRENCH HYDRO HEX 4*	COOLING TUBE HSK A63*	WRENCH COOL TUBE HSK63*
HSK A63 HYDRO 16X95	HYDRO CLAMP SCREW M8X14	TEST BAR HYDRO 16*	WRENCH HYDRO HEX 4*	COOLING TUBE HSK A63*	WRENCH COOL TUBE HSK63*
HSK A63 HYDRO 18X95	HYDRO CLAMP SCREW M8X14	TEST BAR HYDRO 18*	WRENCH HYDRO HEX 4*	COOLING TUBE HSK A63*	WRENCH COOL TUBE HSK63*
HSK A63 HYDRO 20X100	HYDRO CLAMP SCREW M8X14	TEST BAR HYDRO 20*	WRENCH HYDRO HEX 4*	COOLING TUBE HSK A63*	WRENCH COOL TUBE HSK63*
HSK A63 HYDRO 25X120	HYDRO CLAMP SCREW M8X14	TEST BAR HYDRO 25*	WRENCH HYDRO HEX 4*	COOLING TUBE HSK A63*	WRENCH COOL TUBE HSK63*
HSK A63 HYDRO 32X125	HYDRO CLAMP SCREW M8X14	TEST BAR HYDRO 32*	WRENCH HYDRO HEX 4*	COOLING TUBE HSK A63*	WRENCH COOL TUBE HSK63*
HSK A80 HYDRO 6X85	HYDRO CLAMP SCREW M8X14	TEST BAR HYDRO 6*	WRENCH HYDRO HEX 4*	COOLING TUBE HSK A 80*	WRENCH COOL TUBE HSK80*
HSK A80 HYDRO 14X95	HYDRO CLAMP SCREW M8X14	TEST BAR HYDRO 14*	WRENCH HYDRO HEX 4*	COOLING TUBE HSK A 80*	WRENCH COOL TUBE HSK80*
HSK A80 HYDRO 16X100	HYDRO CLAMP SCREW M8X14	TEST BAR HYDRO 16*	WRENCH HYDRO HEX 4*	COOLING TUBE HSK A 80*	WRENCH COOL TUBE HSK80*
HSK A80 HYDRO 18X100	HYDRO CLAMP SCREW M8X14	TEST BAR HYDRO 18*	WRENCH HYDRO HEX 4*	COOLING TUBE HSK A 80*	WRENCH COOL TUBE HSK80*
HSK A80 HYDRO 20X105	HYDRO CLAMP SCREW M8X14	TEST BAR HYDRO 20*	WRENCH HYDRO HEX 4*	COOLING TUBE HSK A 80*	WRENCH COOL TUBE HSK80*
HSK A80 HYDRO 25X115	HYDRO CLAMP SCREW M8X14	TEST BAR HYDRO 25*	WRENCH HYDRO HEX 4*	COOLING TUBE HSK A 80*	WRENCH COOL TUBE HSK80*
HSK A80 HYDRO 32X120	HYDRO CLAMP SCREW M8X14	TEST BAR HYDRO 32*	WRENCH HYDRO HEX 4*	COOLING TUBE HSK A 80*	WRENCH COOL TUBE HSK80*
HSK A100 HYDRO 6X85	HYDRO CLAMP SCREW M8X14	TEST BAR HYDRO 6*	WRENCH HYDRO HEX 4*	COOLING TUBE HSK A100*	WRENCH COOL TUBE HSK100*
HSK A100 HYDRO 8X85	HYDRO CLAMP SCREW M8X14	TEST BAR HYDRO 8*	WRENCH HYDRO HEX 4*	COOLING TUBE HSK A100*	WRENCH COOL TUBE HSK100*
HSK A100 HYDRO 10X90	HYDRO CLAMP SCREW M8X14	TEST BAR HYDRO 10*	WRENCH HYDRO HEX 4*	COOLING TUBE HSK A100*	WRENCH COOL TUBE HSK100*
HSK A100 HYDRO 12X95	HYDRO CLAMP SCREW M8X14	TEST BAR HYDRO 12*	WRENCH HYDRO HEX 4*	COOLING TUBE HSK A100*	WRENCH COOL TUBE HSK100*
HSK A100 HYDRO 14X95	HYDRO CLAMP SCREW M8X14	TEST BAR HYDRO 14*	WRENCH HYDRO HEX 4*	COOLING TUBE HSK A100*	WRENCH COOL TUBE HSK100*
HSK A100 HYDRO 16X100	HYDRO CLAMP SCREW M8X14	TEST BAR HYDRO 16*	WRENCH HYDRO HEX 4*	COOLING TUBE HSK A100*	WRENCH COOL TUBE HSK100*
HSK A100 HYDRO 18X100	HYDRO CLAMP SCREW M8X14	TEST BAR HYDRO 18*	WRENCH HYDRO HEX 4*	COOLING TUBE HSK A100*	WRENCH COOL TUBE HSK100*
HSK A100 HYDRO 20X105	HYDRO CLAMP SCREW M8X14	TEST BAR HYDRO 20*	WRENCH HYDRO HEX 4*	COOLING TUBE HSK A100*	WRENCH COOL TUBE HSK100*
HSK A100 HYDRO 25X115	HYDRO CLAMP SCREW M8X14	TEST BAR HYDRO 25*	WRENCH HYDRO HEX 4*	COOLING TUBE HSK A100*	WRENCH COOL TUBE HSK100*
HSK A100 HYDRO 32X120	HYDRO CLAMP SCREW M8X14	TEST BAR HYDRO 32*	WRENCH HYDRO HEX 4*	COOLING TUBE HSK A100*	WRENCH COOL TUBE HSK100*

* Optional, should be ordered separately

HYDROFIT HSK
HOLDING LINE

HSK A-HYDRO HD

Heavy Duty, Short Hydraulic Chucks With HSK DIN69893 Form A Shanks

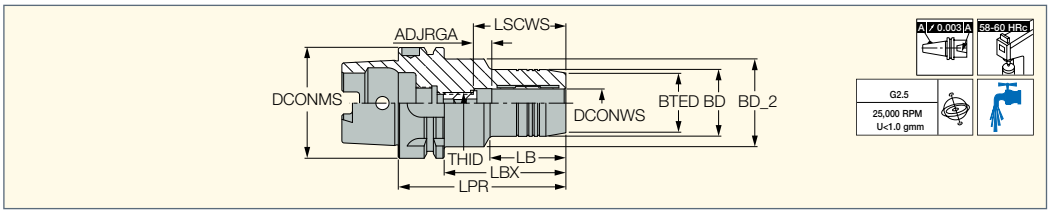

Designation	DCONWS	BTED	BD_2	BD	LPR	LB	ADJRGA	LSCWS	THID	CDI(1)	kg
HSK A63 HYDRO 12X80 HD	12.00	32.00	52.50	42.00	80.00	34.50	10.00	46.0	M8X1	1	1.25
HSK A63 HYDRO 16X80 HD	16.00	38.00	0.00	52.50	80.00	0.00	8.00	51.0	M8X1	1	1.32
HSK A63 HYDRO 20X80 HD	20.00	38.00	52.50	53.00	80.00	0.00	8.00	51.0	M8X1	1	1.45
HSK A100 HYDRO 20X90 HD	20.00	38.00	0.00	52.50	90.00	0.00	8.00	51.0	M8X1	1	1.92
HSK A100 HYDRO 32X100 HD	32.00	58.50	0.00	72.00	100.00	0.00	9.00	61.0	M8X1	1	3.80

(1) 1 - Hole for data chip, 0 - Without hole for data chip

Spare Parts

Designation			
HSK A63 HYDRO 12X80 HD	COOLING TUBE HSK A63*	WRENCH COOL TUBE HSK63*	ALLEN KEY SW5X100*
HSK A63 HYDRO 16X80 HD	COOLING TUBE HSK A63*	WRENCH COOL TUBE HSK63*	ALLEN KEY SW5X100*
HSK A63 HYDRO 20X80 HD	COOLING TUBE HSK A63*	WRENCH COOL TUBE HSK63*	ALLEN KEY SW5X100*
HSK A100 HYDRO 20X90 HD	COOLING TUBE HSK A100*	WRENCH COOL TUBE HSK100*	ALLEN KEY SW5X100*
HSK A100 HYDRO 32X100 HD	COOLING TUBE HSK A100*	WRENCH COOL TUBE HSK100*	ALLEN KEY SW6X100*

* Optional, should be ordered separately

HYDROFIT HSK
HOLDING LINE

HSK A-HYDRO (long)

Long Projection Hydraulic Chucks with HSK DIN69893 Form A Tapered Shanks

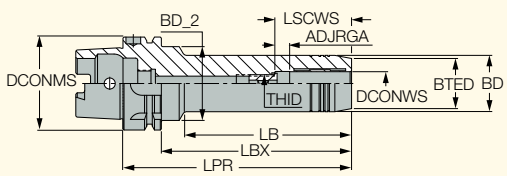

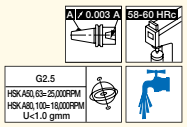

Designation	DCONMS	DCONWS	BTED	BD	BD_2	LPR	LBX	LB	ADJRGA	LSCWS	THID	CDI(1)	kg
HSK A63 HYDRO 6X150	63.00	6.00	23.00	26.00	50.00	150.00	124.0	103.00	10.00	37.0	M5	1	1.36
HSK A63 HYDRO 6X200	63.00	6.00	23.00	26.00	50.00	200.00	174.0	153.00	10.00	37.0	M5	1	1.57
HSK A63 HYDRO 8X150	63.00	8.00	25.00	28.00	50.00	150.00	124.0	104.00	10.00	37.0	M6	1	1.41
HSK A63 HYDRO 8X200	63.00	8.00	25.00	28.00	50.00	200.00	174.0	154.00	10.00	37.0	M6	1	1.68
HSK A63 HYDRO 10X150	63.00	10.00	27.00	30.00	50.00	150.00	124.0	104.00	10.00	42.0	M8X1	1	1.45
HSK A63 HYDRO 10X200	63.00	10.00	27.00	30.00	50.00	200.00	174.0	154.00	10.00	42.0	M8X1	1	1.74
HSK A63 HYDRO 12X150	63.00	12.00	29.00	32.00	50.00	150.00	124.0	105.00	10.00	47.0	M10X1	1	1.49
HSK A63 HYDRO 12X200	63.00	12.00	29.00	32.00	50.00	200.00	174.0	155.00	10.00	47.0	M10X1	1	1.83
HSK A63 HYDRO 14X150	63.00	14.00	30.00	34.00	50.00	150.00	124.0	105.00	10.00	47.0	M10X1	1	1.58
HSK A63 HYDRO 14X200	63.00	14.00	30.00	34.00	50.00	200.00	174.0	155.00	10.00	47.0	M10X1	1	1.95
HSK A63 HYDRO 16X150	63.00	16.00	34.00	38.00	50.00	150.00	124.0	106.50	10.00	52.0	M12X1	1	1.74
HSK A63 HYDRO 16X200	63.00	16.00	34.00	38.00	50.00	200.00	174.0	156.50	10.00	52.0	M12X1	1	2.17
HSK A63 HYDRO 18X150	63.00	18.00	36.00	40.00	50.00	150.00	124.0	107.00	10.00	52.0	M12X1	1	1.81
HSK A63 HYDRO 18X200	63.00	18.00	36.00	40.00	50.00	200.00	174.0	157.00	10.00	52.0	M12X1	1	2.30
HSK A63 HYDRO 20X150	63.00	20.00	38.00	42.00	50.00	150.00	124.0	108.00	10.00	52.0	M12X1	1	1.89
HSK A63 HYDRO 20X200	63.00	20.00	38.00	42.00	50.00	200.00	174.0	158.00	10.00	52.0	M12X1	1	2.44
HSK A63 HYDRO 25X150	63.00	25.00	46.00	50.00	50.00	150.00	124.0	-	10.00	58.0	M16X1	1	2.56
HSK A63 HYDRO 25X200	63.00	25.00	46.00	50.00	50.00	200.00	174.0	-	10.00	58.0	M16X1	1	3.05
HSK A100 HYDRO 6X150	100.00	6.00	23.00	26.00	50.00	150.00	121.0	100.00	10.00	37.0	M5	1	3.00
HSK A100 HYDRO 6X200	100.00	6.00	23.00	26.00	63.00	200.00	171.0	144.00	10.00	37.0	M5	1	3.29
HSK A100 HYDRO 8X150	100.00	8.00	25.00	28.00	63.00	150.00	121.0	94.50	10.00	37.0	M6	1	3.07
HSK A100 HYDRO 8X200	100.00	8.00	25.00	28.00	63.00	200.00	171.0	144.50	10.00	37.0	M6	1	3.29
HSK A100 HYDRO 10X150	100.00	10.00	27.00	30.00	63.00	150.00	121.0	95.00	10.00	42.0	M8X1	1	3.11
HSK A100 HYDRO 10X200	100.00	10.00	27.00	30.00	50.00	200.00	171.0	151.00	10.00	42.0	M8X1	1	3.27
HSK A100 HYDRO 12X150	100.00	12.00	29.00	32.00	63.00	150.00	121.0	95.50	10.00	47.0	M10X1	1	3.15
HSK A100 HYDRO 12X200	100.00	12.00	29.00	32.00	63.00	200.00	171.0	145.50	10.00	47.0	M10X1	1	3.46
HSK A100 HYDRO 14X150	100.00	14.00	30.00	34.00	50.00	150.00	121.0	97.00	10.00	47.0	M10X1	1	3.05
HSK A100 HYDRO 14X200	100.00	14.00	30.00	34.00	50.00	200.00	171.0	147.00	10.00	47.0	M10X1	1	3.56
HSK A100 HYDRO 16X150	100.00	16.00	38.00	38.00	63.00	150.00	121.0	97.50	10.00	52.0	M12X1	1	3.15
HSK A100 HYDRO 16X200	100.00	16.00	38.00	38.00	63.00	200.00	171.0	147.50	10.00	52.0	M12X1	1	3.73
HSK A100 HYDRO 18X150	100.00	18.00	36.00	40.00	50.00	150.00	121.0	107.00	10.00	52.0	M12X1	1	3.25
HSK A100 HYDRO 18X200	100.00	18.00	36.00	40.00	63.00	200.00	171.0	148.00	10.00	52.0	M12X1	1	3.86
HSK A100 HYDRO 20X150	100.00	20.00	38.00	42.00	63.00	150.00	121.0	99.00	10.00	52.0	M12X1	1	3.46
HSK A100 HYDRO 20X200	100.00	20.00	38.00	42.00	63.00	200.00	171.0	149.00	10.00	52.0	M12X1	1	4.01
HSK A100 HYDRO 25X150	100.00	25.00	46.00	50.00	50.00	150.00	121.0	-	10.00	58.0	M16X1	1	3.65
HSK A100 HYDRO 25X200	100.00	25.00	46.00	50.00	63.00	200.00	171.0	136.00	10.00	58.0	M16X1	1	4.67
HSK A100 HYDRO 32X200	100.00	32.00	56.00	60.00	60.00	200.00	171.0	-	10.00	62.0	M16X1	1	5.36

• Chucking forces will be reduced by 25% if reduction sleeves are used. • A cooling tube must be used with coolant through HSK spindles (ordered separately). • Reduction sleeves are available for 12, 20, 25 and 32 mm bore diameters (must be ordered separately). • Clamping wrench (wrench HYDRO HEX4) and test bar should be ordered separately.(1) 1 - Hole for data chip, 0 - Without hole for data chip

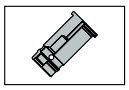
699


562

Spare Parts

Designation					
HSK A63 HYDRO 6X150	HYDRO CLAMP SCREW M8X14	TEST BAR HYDRO 6*	WRENCH HYDRO HEX 4*	COOLING TUBE HSK A63*	WRENCH COOL TUBE HSK63*
HSK A63 HYDRO 6X200	HYDRO CLAMP SCREW M8X14	TEST BAR HYDRO 6*	WRENCH HYDRO HEX 4*	COOLING TUBE HSK A63*	WRENCH COOL TUBE HSK63*
HSK A63 HYDRO 8X150	HYDRO CLAMP SCREW M8X14	TEST BAR HYDRO 8*	WRENCH HYDRO HEX 4*	COOLING TUBE HSK A63*	WRENCH COOL TUBE HSK63*
HSK A63 HYDRO 8X200	HYDRO CLAMP SCREW M8X14	TEST BAR HYDRO 8*	WRENCH HYDRO HEX 4*	COOLING TUBE HSK A63*	WRENCH COOL TUBE HSK63*
HSK A63 HYDRO 10X150	HYDRO CLAMP SCREW M8X14	TEST BAR HYDRO 10*	WRENCH HYDRO HEX 4*	COOLING TUBE HSK A63*	WRENCH COOL TUBE HSK63*
HSK A63 HYDRO 10X200	HYDRO CLAMP SCREW M8X14	TEST BAR HYDRO 10*	WRENCH HYDRO HEX 4*	COOLING TUBE HSK A63*	WRENCH COOL TUBE HSK63*
HSK A63 HYDRO 12X150	HYDRO CLAMP SCREW M8X14	TEST BAR HYDRO 12*	WRENCH HYDRO HEX 4*	COOLING TUBE HSK A63*	WRENCH COOL TUBE HSK63*
HSK A63 HYDRO 12X200	HYDRO CLAMP SCREW M8X14	TEST BAR HYDRO 12*	WRENCH HYDRO HEX 4*	COOLING TUBE HSK A63*	WRENCH COOL TUBE HSK63*
HSK A63 HYDRO 14X150	HYDRO CLAMP SCREW M8X14	TEST BAR HYDRO 14*	WRENCH HYDRO HEX 4*	COOLING TUBE HSK A63*	WRENCH COOL TUBE HSK63*
HSK A63 HYDRO 14X200	HYDRO CLAMP SCREW M8X14	TEST BAR HYDRO 14*	WRENCH HYDRO HEX 4*	COOLING TUBE HSK A63*	WRENCH COOL TUBE HSK63*
HSK A63 HYDRO 16X150	HYDRO CLAMP SCREW M8X14	TEST BAR HYDRO 16*	WRENCH HYDRO HEX 4*	COOLING TUBE HSK A63*	WRENCH COOL TUBE HSK63*
HSK A63 HYDRO 16X200	HYDRO CLAMP SCREW M8X14	TEST BAR HYDRO 16*	WRENCH HYDRO HEX 4*	COOLING TUBE HSK A63*	WRENCH COOL TUBE HSK63*
HSK A63 HYDRO 18X150	HYDRO CLAMP SCREW M8X14	TEST BAR HYDRO 18*	WRENCH HYDRO HEX 4*	COOLING TUBE HSK A63*	WRENCH COOL TUBE HSK63*
HSK A63 HYDRO 18X200	HYDRO CLAMP SCREW M8X14	TEST BAR HYDRO 18*	WRENCH HYDRO HEX 4*	COOLING TUBE HSK A63*	WRENCH COOL TUBE HSK63*
HSK A63 HYDRO 20X150	HYDRO CLAMP SCREW M8X14	TEST BAR HYDRO 20*	WRENCH HYDRO HEX 4*	COOLING TUBE HSK A63*	WRENCH COOL TUBE HSK63*
HSK A63 HYDRO 20X200	HYDRO CLAMP SCREW M8X14	TEST BAR HYDRO 20*	WRENCH HYDRO HEX 4*	COOLING TUBE HSK A63*	WRENCH COOL TUBE HSK63*
HSK A63 HYDRO 25X150	HYDRO CLAMP SCREW M8X14	TEST BAR HYDRO 25*	WRENCH HYDRO HEX 4*	COOLING TUBE HSK A63*	WRENCH COOL TUBE HSK63*
HSK A63 HYDRO 25X200	HYDRO CLAMP SCREW M8X14	TEST BAR HYDRO 25*	WRENCH HYDRO HEX 4*	COOLING TUBE HSK A63*	WRENCH COOL TUBE HSK63*
HSK A100 HYDRO 6X150	HYDRO CLAMP SCREW M8X14	TEST BAR HYDRO 6*	WRENCH HYDRO HEX 4*	COOLING TUBE HSK A100*	WRENCH COOL TUBE HSK100*
HSK A100 HYDRO 6X200	HYDRO CLAMP SCREW M8X14	TEST BAR HYDRO 6*	WRENCH HYDRO HEX 4*	COOLING TUBE HSK A100*	WRENCH COOL TUBE HSK100*
HSK A100 HYDRO 8X150	HYDRO CLAMP SCREW M8X14	TEST BAR HYDRO 8*	WRENCH HYDRO HEX 4*	COOLING TUBE HSK A100*	WRENCH COOL TUBE HSK100*
HSK A100 HYDRO 8X200	HYDRO CLAMP SCREW M8X14	TEST BAR HYDRO 8*	WRENCH HYDRO HEX 4*	COOLING TUBE HSK A100*	WRENCH COOL TUBE HSK100*
HSK A100 HYDRO 10X150	HYDRO CLAMP SCREW M8X14	TEST BAR HYDRO 10*	WRENCH HYDRO HEX 4*	COOLING TUBE HSK A100*	WRENCH COOL TUBE HSK100*
HSK A100 HYDRO 10X200	HYDRO CLAMP SCREW M8X14	TEST BAR HYDRO 10*	WRENCH HYDRO HEX 4*	COOLING TUBE HSK A100*	WRENCH COOL TUBE HSK100*
HSK A100 HYDRO 12X150	HYDRO CLAMP SCREW M8X14	TEST BAR HYDRO 12*	WRENCH HYDRO HEX 4*	COOLING TUBE HSK A100*	WRENCH COOL TUBE HSK100*
HSK A100 HYDRO 12X200	HYDRO CLAMP SCREW M8X14	TEST BAR HYDRO 12*	WRENCH HYDRO HEX 4*	COOLING TUBE HSK A100*	WRENCH COOL TUBE HSK100*
HSK A100 HYDRO 14X150	HYDRO CLAMP SCREW M8X14	TEST BAR HYDRO 14*	WRENCH HYDRO HEX 4*	COOLING TUBE HSK A100*	WRENCH COOL TUBE HSK100*
HSK A100 HYDRO 14X200	HYDRO CLAMP SCREW M8X14	TEST BAR HYDRO 14*	WRENCH HYDRO HEX 4*	COOLING TUBE HSK A100*	WRENCH COOL TUBE HSK100*
HSK A100 HYDRO 16X150	HYDRO CLAMP SCREW M8X14	TEST BAR HYDRO 16*	WRENCH HYDRO HEX 4*	COOLING TUBE HSK A100*	WRENCH COOL TUBE HSK100*
HSK A100 HYDRO 16X200	HYDRO CLAMP SCREW M8X14	TEST BAR HYDRO 16*	WRENCH HYDRO HEX 4*	COOLING TUBE HSK A100*	WRENCH COOL TUBE HSK100*
HSK A100 HYDRO 18X150	HYDRO CLAMP SCREW M8X14	TEST BAR HYDRO 18*	WRENCH HYDRO HEX 4*	COOLING TUBE HSK A100*	WRENCH COOL TUBE HSK100*
HSK A100 HYDRO 18X200	HYDRO CLAMP SCREW M8X14	TEST BAR HYDRO 18*	WRENCH HYDRO HEX 4*	COOLING TUBE HSK A100*	WRENCH COOL TUBE HSK100*
HSK A100 HYDRO 20X150	HYDRO CLAMP SCREW M8X14	TEST BAR HYDRO 20*	WRENCH HYDRO HEX 4*	COOLING TUBE HSK A100*	WRENCH COOL TUBE HSK100*
HSK A100 HYDRO 20X200	HYDRO CLAMP SCREW M8X14	TEST BAR HYDRO 20*	WRENCH HYDRO HEX 4*	COOLING TUBE HSK A100*	WRENCH COOL TUBE HSK100*
HSK A100 HYDRO 25X150	HYDRO CLAMP SCREW M8X14	TEST BAR HYDRO 25*	WRENCH HYDRO HEX 4*	COOLING TUBE HSK A100*	WRENCH COOL TUBE HSK100*
HSK A100 HYDRO 25X200	HYDRO CLAMP SCREW M8X14	TEST BAR HYDRO 25*	WRENCH HYDRO HEX 4*	COOLING TUBE HSK A100*	WRENCH COOL TUBE HSK100*
HSK A100 HYDRO 32X200	HYDRO CLAMP SCREW M8X14	TEST BAR HYDRO 32*	WRENCH HYDRO HEX 4*	COOLING TUBE HSK A100*	WRENCH COOL TUBE HSK100*

* Optional, should be ordered separately

HSK

HSK A-EM
(DIN 1835 Form B)

DIN6359 Side Clamp Holders for DIN 1835 Form B Weldon Shanks with HSK DIN69893 Form A Tapered Shanks

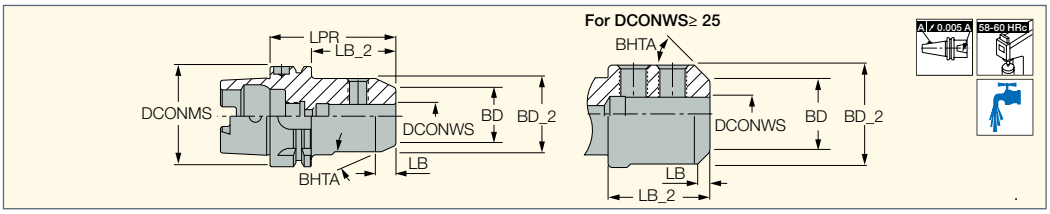

Designation	DCONMS	DCONWS	BD	BD_2	LPR	LB	LB_2	BHTA	CDI(1)	kg
HSK A50 EM8X65*	50.00	8.00	20.00	28.00	65.00	8.6	39.00	25.0	1	0.56
HSK A50 EM10X80*	50.00	10.00	25.00	35.00	80.00	10.7	54.00	25.0	1	1.25
HSK A50 EM16X80*	50.00	16.00	36.00	48.00	80.00	12.9	54.00	25.0	1	1.00
HSK A50 EM20X80*	50.00	20.00	34.00	52.00	80.00	8.6	54.00	25.0	1	0.99
HSK A63 EM6X65	63.00	6.00	15.00	25.00	65.00	10.7	39.00	25.0	1	0.77
HSK A63 EM8X65	63.00	8.00	20.00	28.00	65.00	8.6	39.00	25.0	1	0.79
HSK A63 EM10X65	63.00	10.00	25.00	35.00	65.00	10.7	39.00	25.0	1	0.88
HSK A63 EM12X80	63.00	12.00	30.00	42.00	80.00	12.9	54.00	25.0	1	1.13
HSK A63 EM14X80	63.00	14.00	32.00	44.00	80.00	12.9	54.00	25.0	1	1.16
HSK A63 EM16X80	63.00	16.00	36.00	48.00	80.00	12.9	54.00	25.0	1	1.28
HSK A63 EM18X80	63.00	18.00	38.00	50.00	80.00	12.9	54.00	25.0	1	1.29
HSK A63 EM20X80	63.00	20.00	40.00	52.00	80.00	12.9	54.00	25.0	1	1.32
HSK A63 EM25X110	63.00	25.00	45.00	65.00	110.00	10.0	84.00	45.0	1	2.21
HSK A63 EM32X110	63.00	32.00	56.00	72.00	110.00	8.0	84.00	45.0	1	2.41
HSK A100 EM6X80	100.00	6.00	15.00	25.00	80.00	10.7	51.00	25.0	1	2.20
HSK A100 EM8X80	100.00	8.00	20.00	28.00	80.00	8.6	51.00	25.0	1	2.24
HSK A100 EM10X80	100.00	10.00	25.00	35.00	80.00	10.7	51.00	25.0	1	2.36
HSK A100EM 12X80	100.00	12.00	30.00	42.00	80.00	12.9	51.00	25.0	1	2.45
HSK A100EM 14X80	100.00	14.00	32.00	44.00	80.00	12.9	51.00	25.0	1	2.00
HSK A100EM 16X100	100.00	16.00	36.00	48.00	100.00	12.9	71.00	25.0	1	2.86
HSK A100 EM20X100	100.00	20.00	40.00	52.00	100.00	12.9	71.00	25.0	1	2.93
HSK A100 EM25X100	100.00	25.00	45.00	65.00	100.00	10.0	71.00	45.0	1	3.45
HSK A100 EM32X100	100.00	32.00	56.00	72.00	100.00	8.0	71.00	45.0	1	3.67
HSK A100 EM40X110	100.00	40.00	60.00	85.00	110.00	12.5	81.00	45.0	1	4.50

- A cooling tube must be used with all coolant through HSK spindles (should be ordered separately).(1) 1 - Hole for data chip, 0 - Without hole for data chip

Spare Parts

Designation			
HSK A50 EM8X65*	SR M8X10 DIN1835-B	WRENCH COOL TUBE HSK50*	COOLING TUBE HSK A50*
HSK A50 EM10X80*	SR M10X12 DIN1835-B	WRENCH COOL TUBE HSK50*	COOLING TUBE HSK A50*
HSK A50 EM16X80*	SR M14X16 DIN1835-B	WRENCH COOL TUBE HSK50*	COOLING TUBE HSK A50*
HSK A50 EM20X80*	SR M16X16 DIN1835-B	WRENCH COOL TUBE HSK50*	COOLING TUBE HSK A50*
HSK A63 EM6X65	SR M6X10 DIN1835B	WRENCH COOL TUBE HSK63*	COOLING TUBE HSK A63*
HSK A63 EM8X65	SR M8X10 DIN1835-B	WRENCH COOL TUBE HSK63*	COOLING TUBE HSK A63*
HSK A63 EM10X65	SR M10X12 DIN1835-B	WRENCH COOL TUBE HSK63*	COOLING TUBE HSK A63*
HSK A63 EM12X80	SR M12X16 DIN1835-B	WRENCH COOL TUBE HSK63*	COOLING TUBE HSK A63*
HSK A63 EM14X80	SR M12X16 DIN1835-B	WRENCH COOL TUBE HSK63*	COOLING TUBE HSK A63*
HSK A63 EM16X80	SR M14X16 DIN1835-B	WRENCH COOL TUBE HSK63*	COOLING TUBE HSK A63*
HSK A63 EM18X80	SR M14X16 DIN1835-B	WRENCH COOL TUBE HSK63*	COOLING TUBE HSK A63*
HSK A63 EM20X80	SR M16X16 DIN1835-B	WRENCH COOL TUBE HSK63*	COOLING TUBE HSK A63*
HSK A63 EM25X110	SR M18X2X20 DIN1835-B	WRENCH COOL TUBE HSK63*	COOLING TUBE HSK A63*
HSK A63 EM32X110	SR M20X2X20 DIN1835-B	WRENCH COOL TUBE HSK63*	COOLING TUBE HSK A63*
HSK A100 EM6X80	SR M6X10 DIN1835B	WRENCH COOL TUBE HSK100*	COOLING TUBE HSK A100*
HSK A100 EM8X80	SR M8X10 DIN1835-B	WRENCH COOL TUBE HSK100*	COOLING TUBE HSK A100*
HSK A100 EM10X80	SR M10X12 DIN1835-B	WRENCH COOL TUBE HSK100*	COOLING TUBE HSK A100*
HSK A100EM 12X80	SR M12X16 DIN1835-B	WRENCH COOL TUBE HSK100*	COOLING TUBE HSK A100*
HSK A100EM 14X80	SR M12X16 DIN1835-B	WRENCH COOL TUBE HSK100*	COOLING TUBE HSK A100*
HSK A100EM 16X100	SR M14X16 DIN1835-B	WRENCH COOL TUBE HSK100*	COOLING TUBE HSK A100*
HSK A100 EM20X100	SR M16X16 DIN1835-B	WRENCH COOL TUBE HSK100*	COOLING TUBE HSK A100*
HSK A100 EM25X100	SR M18X2X20 DIN1835-B	WRENCH COOL TUBE HSK100*	COOLING TUBE HSK A100*
HSK A100 EM32X100	SR M20X2X20 DIN1835-B	WRENCH COOL TUBE HSK100*	COOLING TUBE HSK A100*
HSK A100 EM40X110	SR M20X2X20 DIN1835-B	WRENCH COOL TUBE HSK100*	COOLING TUBE HSK A100*

* Optional, should be ordered separately

HSK

HSK A-EM
(DIN 1835 Form E)

DIN6359 Side Clamp Holders for DIN 1835 Form E Whistle Notch Shanks with HSK DIN69893 Form A Tapered Shanks

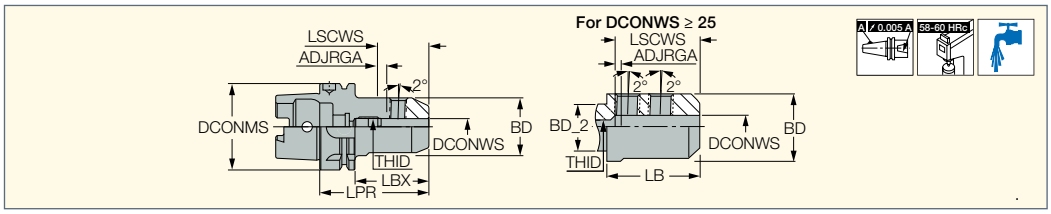

Designation	DCONMS	DCONWS	BD	BD_2	LPR	LBX	LB	ADJRGA	LSCWS	THID(1)	Key(2)	CDI(3)	kg
HSK A63 EM6X80 E	63.00	6.00	25.00	-	80.00	54.0	-	8.00	40.0	M5	2.50	1	0.82
HSK A63 EM8X80 E	63.00	8.00	28.00	-	80.00	54.0	-	5.00	40.0	M6	3.00	1	0.86
HSK A63 EM10X80 E	63.00	10.00	35.00	-	80.00	54.0	-	5.00	44.0	M8	4.00	1	1.00
HSK A63 EM12X90 E	63.00	12.00	42.00	-	90.00	64.0	-	5.00	49.0	M10	5.00	1	1.23
HSK A63 EM14X90 E	63.00	14.00	44.00	-	90.00	64.0	-	5.00	49.0	M10	5.00	1	1.29
HSK A63 EM16X100 E	63.00	16.00	48.00	-	100.00	74.0	-	5.00	52.0	M12	6.00	1	1.51
HSK A63 EM18X100 E	63.00	18.00	50.00	-	100.00	74.0	-	8.00	55.0	M12	6.00	1	1.60
HSK A63 EM20X100 E	63.00	20.00	52.00	-	100.00	74.0	-	5.00	54.0	M16	8.00	1	1.65
HSK A63 EM25X110 E	63.00	25.00	65.00	52.80	110.00	84.0	65.50	7.00	61.0	M16	8.00	1	2.23
HSK A63 EM32X110 E	63.00	32.00	72.00	52.80	110.00	84.0	65.50	5.00	63.0	M20X1.5	10.00	1	2.43
HSK A100 EM8X90 E	100.00	8.00	28.00	-	90.00	61.0	-	5.00	40.0	M6	3.00	1	2.29
HSK A100 EM12X100 E	100.00	12.00	42.00	-	100.00	71.0	-	10.00	54.0	M10	5.00	1	2.74
HSK A100EM 14X100 E	100.00	14.00	44.00	-	100.00	71.0	-	10.00	54.0	M10	5.00	1	2.71
HSK A100EM 16X100 E	100.00	16.00	48.00	-	100.00	71.0	-	5.00	52.0	M12	6.00	1	2.88
HSK A100EM 18X100 E	100.00	18.00	50.00	-	100.00	71.0	-	5.00	52.0	M12	6.00	1	2.93
HSK A100 EM20X110 E	100.00	20.00	52.00	-	110.00	81.0	-	5.00	54.0	M16	8.00	1	3.10
HSK A100 EM25X120 E	100.00	25.00	65.00	-	120.00	91.0	-	7.00	61.0	M20X1.5	10.00	1	3.88
HSK A100 EM32X120 E	100.00	32.00	72.00	-	120.00	91.0	-	5.00	63.0	M20X2.5	10.00	1	4.32

- A cooling tube must be used with all coolant through HSK spindles (should be ordered separately).

(1) Adjustment screw has an internal coolant hole.

(2) Adjustment screw hexagon key size (1) 1 - Hole for data chip, 0 - Without hole for data chip

Spare Parts

Designation				
HSK A63 EM6X80 E	SR M6X10 DIN1835B	PRESET M5X18B	COOLING TUBE HSK A63*	WRENCH COOL TUBE HSK63*
HSK A63 EM8X80 E	SR M8X10 DIN1835-B	PRESET M6X20B	COOLING TUBE HSK A63*	WRENCH COOL TUBE HSK63*
HSK A63 EM10X80 E	SR M10X12 DIN1835-B	PRESET CAP M8X12B	COOLING TUBE HSK A63*	WRENCH COOL TUBE HSK63*
HSK A63 EM12X90 E	SR M12X16 DIN1835-B	PRESET M10X18B	COOLING TUBE HSK A63*	WRENCH COOL TUBE HSK63*
HSK A63 EM14X90 E	SR M12X16 DIN1835-B	PRESET M10X18B	COOLING TUBE HSK A63*	WRENCH COOL TUBE HSK63*
HSK A63 EM16X100 E	SR M14X16 DIN1835-B	PRESET M12X18B	COOLING TUBE HSK A63*	WRENCH COOL TUBE HSK63*
HSK A63 EM18X100 E	SR M14X16 DIN1835-B	PRESET M12X18B	COOLING TUBE HSK A63*	WRENCH COOL TUBE HSK63*
HSK A63 EM20X100 E	SR M16X16 DIN1835-B	PRESET M16X20B	COOLING TUBE HSK A63*	WRENCH COOL TUBE HSK63*
HSK A63 EM25X110 E	SR M18X2X20 DIN1835-B	PRESET M16X20B	COOLING TUBE HSK A63*	WRENCH COOL TUBE HSK63*
HSK A63 EM32X110 E	SR M20X2X20 DIN1835-B	PRESET M20X20E	COOLING TUBE HSK A63*	WRENCH COOL TUBE HSK63*
HSK A100 EM8X90 E	SR M8X10 DIN1835-B	PRESET M6X20B	COOLING TUBE HSK A100*	WRENCH COOL TUBE HSK100*
HSK A100 EM12X100 E	SR M12X16 DIN1835-B	PRESET M10X18B	COOLING TUBE HSK A100*	WRENCH COOL TUBE HSK100*
HSK A100EM 14X100 E	SR M12X16 DIN1835-B	PRESET M10X18B	COOLING TUBE HSK A100*	WRENCH COOL TUBE HSK100*
HSK A100EM 16X100 E	SR M14X16 DIN1835-B	PRESET M12X18B	COOLING TUBE HSK A100*	WRENCH COOL TUBE HSK100*
HSK A100EM 18X100 E	SR M14X16 DIN1835-B	PRESET M12X18B	COOLING TUBE HSK A100*	WRENCH COOL TUBE HSK100*
HSK A100 EM20X110 E	SR M16X16 DIN1835-B	PRESET M16X20B	COOLING TUBE HSK A100*	WRENCH COOL TUBE HSK100*
HSK A100 EM25X120 E	SR M18X2X20 DIN1835-B	PRESET M20X20E	COOLING TUBE HSK A100*	WRENCH COOL TUBE HSK100*
HSK A100 EM32X120 E	SR M20X2X20 DIN1835-B	PRESET M20X20E	COOLING TUBE HSK A100*	WRENCH COOL TUBE HSK100*

* Optional, should be ordered separately

SHRINKIN HSK

HSK A-SRKIN

Thermal Shrink Chucks
with HSK DIN69893 Form
A Tapered Shanks

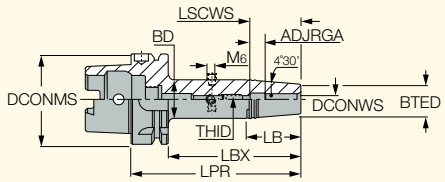

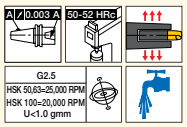

Designation	DCONMS	DCONWS	BTED	BD	LPR	LBX	LB	ADJRGA	LSCWS	THID	Key(2)	CDI(3)	kg
HSK A50 SRKIN6X80*	50.00	6.00	21.00	27.00	80.00	54.0	38.00	11.00	36.0	M5	2.50	1	0.56
HSK A63 SRKIN6X120	63.00	6.00	21.00	27.00	120.00	94.0	38.00	11.00	36.0	M5	2.50	1	1.00
HSK A63 SRKIN6X160	63.00	6.00	21.00	27.00	160.00	134.0	38.00	11.00	36.0	M5	2.50	1	1.19
HSK A63 SRKIN6X80	63.00	6.00	21.00	27.00	80.00	54.0	38.00	11.00	36.0	M5	2.50	1	0.83
HSK A63 SRKIN8X120	63.00	8.00	21.00	27.00	120.00	94.0	38.00	11.00	36.0	M6	3.00	1	0.98
HSK A63 SRKIN8X160	63.00	8.00	21.00	27.00	160.00	134.0	38.00	11.00	36.0	M6	3.00	1	1.16
HSK A63 SRKIN8X80	63.00	8.00	21.00	27.00	80.00	54.0	38.00	11.00	36.0	M6	3.00	1	0.88
HSK A63 SRKIN10X120	63.00	10.00	24.00	32.00	120.00	94.0	51.00	11.00	42.0	M8	4.00	1	1.09
HSK A63 SRKIN10X160	63.00	10.00	24.00	32.00	160.00	134.0	51.00	11.00	42.0	M8	4.00	1	1.36
HSK A63 SRKIN10X85	63.00	10.00	24.00	32.00	85.00	59.0	51.00	11.00	42.0	M8	4.00	1	0.89
HSK A63 SRKIN12X120	63.00	12.00	24.00	32.00	120.00	94.0	51.00	11.00	47.0	M10	5.00	1	1.00
HSK A63 SRKIN12X160	63.00	12.00	24.00	32.00	160.00	134.0	51.00	11.00	47.0	M10	5.00	1	1.33
HSK A63 SRKIN12X90	63.00	12.00	24.00	32.00	90.00	64.0	51.00	6.00	42.0	M8	4.00	1	0.91
HSK A63 SRKIN14X120	63.00	14.00	27.00	34.00	120.00	94.0	45.00	11.00	47.0	M10	5.00	1	1.15
HSK A63 SRKIN14X160	63.00	14.00	27.00	34.00	160.00	134.0	45.00	11.00	47.0	M10	5.00	1	1.44
HSK A63 SRKIN14X90	63.00	14.00	27.00	34.00	90.00	64.0	45.00	11.00	47.0	M10	5.00	1	0.94
HSK A63 SRKIN16X120	63.00	16.00	27.00	34.00	120.00	94.0	44.00	11.00	50.0	M12	6.00	1	1.11
HSK A63 SRKIN16X160	63.00	16.00	27.00	34.00	160.00	134.0	44.00	11.00	50.0	M12	6.00	1	1.41
HSK A63 SRKIN16X75 (1)	63.00	16.00	27.00	34.00	75.00	49.0	-	11.00	50.0	-	-	1	0.85
HSK A63 SRKIN16X95	63.00	16.00	27.00	34.00	95.00	69.0	44.00	11.00	50.0	M12	6.00	1	0.96
HSK A63 SRKIN18X120	63.00	18.00	33.00	42.00	120.00	94.0	57.00	11.00	50.0	M12	6.00	1	3.14
HSK A63 SRKIN18X160	63.00	18.00	33.00	42.00	160.00	134.0	57.00	11.00	50.0	M12	6.00	1	1.82
HSK A63 SRKIN18X95	63.00	18.00	33.00	42.00	95.00	69.0	57.00	11.00	50.0	M12	6.00	1	1.14
HSK A63 SRKIN20X100	63.00	20.00	33.00	42.00	100.00	74.0	57.00	11.00	52.0	M16	8.00	1	1.11
HSK A63 SRKIN20X120	63.00	20.00	33.00	42.00	120.00	94.0	57.00	11.00	52.0	M16	8.00	1	1.33
HSK A63 SRKIN20X160	63.00	20.00	33.00	42.00	160.00	134.0	57.00	11.00	52.0	M16	8.00	1	1.77
HSK A63 SRKIN20X75 (1)	63.00	20.00	33.00	41.00	75.00	49.0	-	9.00	50.0	-	-	1	0.93
HSK A63 SRKIN25X115	63.00	25.00	44.00	53.00	115.00	89.0	55.00	11.00	58.0	M16	8.00	1	1.70
HSK A63 SRKIN25X85 (1)	63.00	25.00	44.00	53.00	85.00	59.0	-	11.00	58.0	-	-	1	1.27
HSK A63 SRKIN32X120	63.00	32.00	44.00	53.00	120.00	94.0	55.00	11.00	58.0	M16	8.00	1	1.68
HSK A63 SRKIN32X85	63.00	32.00	44.00	53.00	85.00	59.0	-	11.00	58.0	-	-	1	1.11
HSK A100 SRKIN6X120	100.00	6.00	21.00	27.00	120.00	91.0	38.00	11.00	36.0	M5	2.50	1	2.32
HSK A100 SRKIN6X160	100.00	6.00	21.00	27.00	160.00	131.0	38.00	11.00	36.0	M6	3.00	1	2.54
HSK A100 SRKIN6X85	100.00	6.00	21.00	27.00	85.00	56.0	38.00	11.00	36.0	M5	2.50	1	2.18
HSK A100 SRKIN8X120	100.00	8.00	21.00	27.00	120.00	91.0	38.00	11.00	36.0	M6	3.00	1	2.36
HSK A100 SRKIN8X160	100.00	8.00	21.00	27.00	160.00	131.0	38.00	11.00	36.0	M6	3.00	1	2.55
HSK A100 SRKIN8X85	100.00	8.00	21.00	27.00	85.00	56.0	38.00	11.00	36.0	M6	3.00	1	2.16
HSK A100 SRKIN10X120	100.00	10.00	24.00	32.00	120.00	91.0	51.00	11.00	42.0	M8	4.00	1	2.43
HSK A100 SRKIN10X160	100.00	10.00	24.00	32.00	160.00	131.0	51.00	11.00	42.0	M8	4.00	1	2.71
HSK A100 SRKIN10X90	100.00	10.00	24.00	32.00	90.00	61.0	51.00	11.00	42.0	M8	4.00	1	2.24
HSK A100 SRKIN12X120	100.00	12.00	24.00	32.00	120.00	91.0	51.00	11.00	47.0	M10	5.00	1	2.47
HSK A100 SRKIN12X160	100.00	12.00	24.00	32.00	160.00	131.0	51.00	11.00	47.0	M10	5.00	1	2.70
HSK A100 SRKIN12X95	100.00	12.00	24.00	32.00	95.00	66.0	51.00	11.00	47.0	M10	5.00	1	2.28
HSK A100 SRKIN14X120	100.00	14.00	27.00	34.00	120.00	91.0	45.00	11.00	47.0	M10	5.00	1	2.51
HSK A100 SRKIN14X160	100.00	14.00	27.00	34.00	160.00	131.0	45.00	11.00	47.0	M10	5.00	1	2.79
HSK A100 SRKIN14X95	100.00	14.00	27.00	34.00	95.00	66.0	45.00	11.00	47.0	M10	5.00	1	2.27
HSK A100 SRKIN16X100	100.00	16.00	27.00	34.00	100.00	71.0	45.00	11.00	50.0	M12	6.00	1	2.35
HSK A100 SRKIN16X120	100.00	16.00	27.00	34.00	120.00	91.0	45.00	11.00	50.0	M12	6.00	1	2.50
HSK A100 SRKIN16X160	100.00	16.00	27.00	34.00	160.00	131.0	45.00	11.00	50.0	M12	6.00	1	2.74
HSK A100 SRKIN18X100	100.00	18.00	33.00	42.00	100.00	71.0	57.00	11.00	50.0	M12	6.00	1	2.50
HSK A100 SRKIN18X160	100.00	18.00	33.00	42.00	160.00	131.0	57.00	11.00	50.0	M12	6.00	1	3.14
HSK A100 SRKIN20X105	100.00	20.00	33.00	42.00	105.00	76.0	57.00	11.00	52.0	M16	8.00	1	2.50
HSK A100 SRKIN20X120	100.00	20.00	33.00	42.00	120.00	91.0	57.00	11.00	52.0	M16	8.00	1	1.20
HSK A100 SRKIN20X160	100.00	20.00	33.00	42.00	160.00	131.0	57.00	11.00	52.0	M16	8.00	1	3.21
HSK A100 SRKIN25X115	100.00	25.00	44.00	53.00	115.00	86.0	57.00	11.00	58.0	M16	8.00	1	3.04
HSK A100 SRKIN32X120	100.00	32.00	44.00	53.00	120.00	91.0	57.00	11.00	58.0	M16	8.00	1	2.99

- A cooling tube must be used with all coolant through HSK spindles (should be ordered separately)
- Use only inductive heating device for SRKIN holders

(1) Shorter projection than DIN 69882-8, use special IND S DISC

(2) Adjustment screw hexagon key size (1) 1 - Hole for data chip, 0 - Without hole for data chip

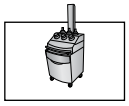
694-695


689-691

Spare Parts

Designation			
HSK A50 SRKIN6X80*	PRESET M5X18B	COOLING TUBE HSK A50*	WRENCH COOL TUBE HSK50*
HSK A63 SRKIN6X120	PRESET M5X18B	COOLING TUBE HSK A63*	WRENCH COOL TUBE HSK63*
HSK A63 SRKIN6X160	PRESET M5X18B	COOLING TUBE HSK A63*	WRENCH COOL TUBE HSK63*
HSK A63 SRKIN6X80	PRESET M5X18B	COOLING TUBE HSK A63*	WRENCH COOL TUBE HSK63*
HSK A63 SRKIN8X120	PRESET M6X20B	COOLING TUBE HSK A63*	WRENCH COOL TUBE HSK63*
HSK A63 SRKIN8X160	PRESET M6X20B	COOLING TUBE HSK A63*	WRENCH COOL TUBE HSK63*
HSK A63 SRKIN8X80	PRESET M6X20B	COOLING TUBE HSK A63*	WRENCH COOL TUBE HSK63*
HSK A63 SRKIN10X120	PRESET M8X20B	COOLING TUBE HSK A63*	WRENCH COOL TUBE HSK63*
HSK A63 SRKIN10X160	PRESET M8X20B	COOLING TUBE HSK A63*	WRENCH COOL TUBE HSK63*
HSK A63 SRKIN10X85	PRESET M8X20B	COOLING TUBE HSK A63*	WRENCH COOL TUBE HSK63*
HSK A63 SRKIN12X120	PRESET M10X18B	COOLING TUBE HSK A63*	WRENCH COOL TUBE HSK63*
HSK A63 SRKIN12X160	PRESET M10X18B	COOLING TUBE HSK A63*	WRENCH COOL TUBE HSK63*
HSK A63 SRKIN12X90	PRESET M10X18B	COOLING TUBE HSK A63*	WRENCH COOL TUBE HSK63*
HSK A63 SRKIN14X120	PRESET M10X18B	COOLING TUBE HSK A63*	WRENCH COOL TUBE HSK63*
HSK A63 SRKIN14X160	PRESET M10X18B	COOLING TUBE HSK A63*	WRENCH COOL TUBE HSK63*
HSK A63 SRKIN14X90	PRESET M10X18B	COOLING TUBE HSK A63*	WRENCH COOL TUBE HSK63*
HSK A63 SRKIN16X120	PRESET M12X18B	COOLING TUBE HSK A63*	WRENCH COOL TUBE HSK63*
HSK A63 SRKIN16X160	PRESET M12X18B	COOLING TUBE HSK A63*	WRENCH COOL TUBE HSK63*
HSK A63 SRKIN16X75		COOLING TUBE HSK A63*	WRENCH COOL TUBE HSK63*
HSK A63 SRKIN16X95	PRESET CX M12X16	COOLING TUBE HSK A63*	WRENCH COOL TUBE HSK63*
HSK A63 SRKIN18X120	PRESET M12X18B	COOLING TUBE HSK A63*	WRENCH COOL TUBE HSK63*
HSK A63 SRKIN18X160	PRESET M12X18B	COOLING TUBE HSK A63*	WRENCH COOL TUBE HSK63*
HSK A63 SRKIN18X95	PRESET M12X18B	COOLING TUBE HSK A63*	WRENCH COOL TUBE HSK63*
HSK A63 SRKIN20X100	PRESET M16X20B	COOLING TUBE HSK A63*	WRENCH COOL TUBE HSK63*
HSK A63 SRKIN20X120	PRESET M16X20B	COOLING TUBE HSK A63*	WRENCH COOL TUBE HSK63*
HSK A63 SRKIN20X160	PRESET M16X20B	COOLING TUBE HSK A63*	WRENCH COOL TUBE HSK63*
HSK A63 SRKIN20X75			
HSK A63 SRKIN25X115	PRESET M16X25B	COOLING TUBE HSK A63*	WRENCH COOL TUBE HSK63*
HSK A63 SRKIN25X85		COOLING TUBE HSK A63*	WRENCH COOL TUBE HSK63*
HSK A63 SRKIN32X120	PRESET M16X25B	COOLING TUBE HSK A63*	WRENCH COOL TUBE HSK63*
HSK A63 SRKIN32X85		COOLING TUBE HSK A63*	WRENCH COOL TUBE HSK63*
HSK A100 SRKIN6X120	PRESET M5X18B	COOLING TUBE HSK A100*	WRENCH COOL TUBE HSK100*
HSK A100 SRKIN6X160	PRESET M5X18B	COOLING TUBE HSK A100*	WRENCH COOL TUBE HSK100*
HSK A100 SRKIN6X85	PRESET M5X18B	COOLING TUBE HSK A100*	WRENCH COOL TUBE HSK100*
HSK A100 SRKIN8X120	PRESET M6X20B	COOLING TUBE HSK A100*	WRENCH COOL TUBE HSK100*
HSK A100 SRKIN8X160	PRESET M6X20B	COOLING TUBE HSK A100*	WRENCH COOL TUBE HSK100*
HSK A100 SRKIN8X85	PRESET M6X20B	COOLING TUBE HSK A100*	WRENCH COOL TUBE HSK100*
HSK A100 SRKIN10X120	PRESET M8X20B	COOLING TUBE HSK A100*	WRENCH COOL TUBE HSK100*
HSK A100 SRKIN10X160	PRESET M8X20B	COOLING TUBE HSK A100*	WRENCH COOL TUBE HSK100*
HSK A100 SRKIN10X90	PRESET M8X20B	COOLING TUBE HSK A100*	WRENCH COOL TUBE HSK100*
HSK A100 SRKIN12X120	PRESET M10X18B	COOLING TUBE HSK A100*	WRENCH COOL TUBE HSK100*
HSK A100 SRKIN12X160	PRESET M10X18B	COOLING TUBE HSK A100*	WRENCH COOL TUBE HSK100*
HSK A100 SRKIN12X95	PRESET M10X18B	COOLING TUBE HSK A100*	WRENCH COOL TUBE HSK100*
HSK A100 SRKIN14X120	PRESET M10X18B	COOLING TUBE HSK A100*	WRENCH COOL TUBE HSK100*
HSK A100 SRKIN14X160	PRESET M10X18B	COOLING TUBE HSK A100*	WRENCH COOL TUBE HSK100*
HSK A100 SRKIN14X95	PRESET M10X18B	COOLING TUBE HSK A100*	WRENCH COOL TUBE HSK100*
HSK A100 SRKIN16X100	PRESET M12X18B	COOLING TUBE HSK A100*	WRENCH COOL TUBE HSK100*
HSK A100 SRKIN16X120	PRESET M12X18B	COOLING TUBE HSK A100*	WRENCH COOL TUBE HSK100*
HSK A100 SRKIN16X160	PRESET M12X18B	COOLING TUBE HSK A100*	WRENCH COOL TUBE HSK100*
HSK A100 SRKIN18X100	PRESET M12X18B	COOLING TUBE HSK A100*	WRENCH COOL TUBE HSK100*
HSK A100 SRKIN18X160	PRESET M12X18B	COOLING TUBE HSK A100*	WRENCH COOL TUBE HSK100*
HSK A100 SRKIN20X105	PRESET M16X20B	COOLING TUBE HSK A100*	WRENCH COOL TUBE HSK100*
HSK A100 SRKIN20X120	PRESET M16X20B	COOLING TUBE HSK A100*	WRENCH COOL TUBE HSK100*
HSK A100 SRKIN20X160	PRESET M16X20B	COOLING TUBE HSK A100*	WRENCH COOL TUBE HSK100*
HSK A100 SRKIN25X115	PRESET M16X20B	COOLING TUBE HSK A100*	WRENCH COOL TUBE HSK100*
HSK A100 SRKIN32X120	PRESET M16X25B	COOLING TUBE HSK A100*	WRENCH COOL TUBE HSK100*

* Optional, should be ordered separately

X-STREAM JET TOOLHOLDING

SHRINKIN HSK

HSK A-SRKIN-CX

Thermal Shrink Chucks with HSK DIN69893 Form A Tapered Shank and Coolant Jet Channels along the Shank Bore

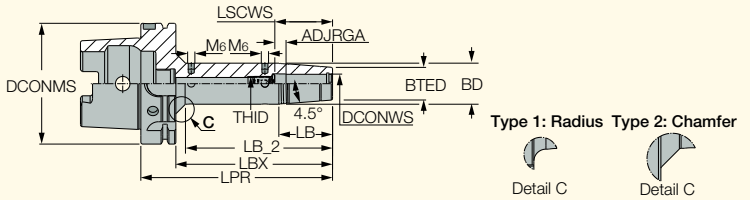

Designation	DCONMS	DCONWS	BTED	BD	LB	LB_2	LBX	LPR	ADJRGA	LSCWS	THID	Key(2)	Fig.	CDI(3)	kg
HSK A63 SRKIN6X80 CX	63.00	6.00	21.00	27.00	38.10	49.00	54.00	80.00	9.40	34.00	M5	2.50	1	1	0.83
HSK A63 SRKIN6X120 CX	63.00	6.00	21.00	27.00	38.10	89.00	94.00	120.00	9.40	34.00	M5	2.50	1	1	1.00
HSK A63 SRKIN8X80 CX	63.00	8.00	21.00	27.00	38.10	49.00	54.00	80.00	9.50	34.00	M6	3.00	1	1	0.85
HSK A63 SRKIN8X120 CX	63.00	8.00	21.00	27.00	38.10	89.00	94.00	120.00	9.50	34.00	M6	3.00	1	1	1.05
HSK A63 SRKIN10X85 CX	63.00	10.00	24.00	32.00	50.80	57.50	59.00	85.00	9.30	39.80	M8	4.00	1	1	0.87
HSK A63 SRKIN10X120 CX	63.00	10.00	24.00	32.00	50.80	89.00	94.00	120.00	9.30	39.80	M8	4.00	1	1	1.07
HSK A63 SRKIN12X90 CX	63.00	12.00	24.00	32.00	50.80	59.00	64.00	90.00	9.30	44.80	M10	5.00	1	1	0.90
HSK A63 SRKIN12X120 CX	63.00	12.00	24.00	32.00	50.80	89.00	94.00	120.00	9.30	44.80	M10	5.00	1	1	1.15
HSK A63 SRKIN14X90 CX	63.00	14.00	27.00	34.00	44.50	59.00	64.00	90.00	9.30	44.80	M10	5.00	1	1	1.02
HSK A63 SRKIN16X75 CX (1)	63.00	16.00	27.00	34.00	44.50	47.00	49.00	75.00	7.05	46.00	M5	2.50	1	1	0.82
HSK A63 SRKIN16X95 CX	63.00	16.00	27.00	34.00	44.50	64.00	69.00	95.00	9.30	47.80	M12	6.00	1	1	1.00
HSK A63 SRKIN16X120 CX	63.00	16.00	27.00	34.00	44.50	89.00	94.00	120.00	9.30	47.80	M12	6.00	1	1	1.20
HSK A63 SRKIN18X95 CX	63.00	18.00	33.00	42.00	57.20	66.00	69.00	95.00	9.30	47.80	M12	6.00	1	1	1.20
HSK A63 SRKIN20X75 CX (1)	63.00	20.00	33.00	41.00	-	47.00	49.00	75.00	5.05	46.00	M5	2.50	1	1	0.92
HSK A63 SRKIN20X100 CX	63.00	20.00	33.00	42.00	57.20	69.00	74.00	100.00	8.50	49.00	M16	8.00	1	1	1.18
HSK A63 SRKIN20X120 CX	63.00	20.00	33.00	42.00	57.20	89.00	94.00	120.00	8.50	49.00	M16	8.00	1	1	1.38
HSK A63 SRKIN25X85 CX (1)	63.00	25.00	44.00	52.20	52.10	58.20	59.00	85.00	9.05	56.00	M5	2.50	1	1	1.26
HSK A63 SRKIN32X85 CX	63.00	32.00	44.00	52.20	52.10	58.20	59.00	85.00	5.50	56.00	M5	2.50	1	1	1.11
HSK A100 SRKIN6X85 CX	100.00	6.00	21.00	27.00	38.10	48.00	56.00	85.00	9.70	34.00	M5	2.50	2	1	2.21
HSK A100 SRKIN8X85 CX	100.00	8.00	21.00	27.00	38.10	48.00	56.00	85.00	9.50	34.00	M6	3.00	2	1	2.21
HSK A100 SRKIN10X90 CX	100.00	10.00	24.00	32.00	50.80	53.90	61.00	90.00	9.30	39.80	M8	4.00	2	1	2.29
HSK A100 SRKIN12X95 CX	100.00	12.00	24.00	32.00	50.80	59.00	66.00	95.00	9.30	44.80	M10	5.00	2	1	2.30
HSK A100 SRKIN14X95 CX	100.00	14.00	27.00	34.00	44.50	58.00	66.00	95.00	9.30	44.80	M10	5.00	2	1	2.36
HSK A100 SRKIN16X100 CX	100.00	16.00	27.00	34.00	44.50	63.00	71.00	100.00	9.30	47.80	M12	6.00	2	1	2.37
HSK A100 SRKIN18X100 CX	100.00	18.00	33.00	42.00	57.20	67.00	71.00	100.00	9.30	47.80	M12	6.00	2	1	2.53
HSK A100 SRKIN20X105 CX	100.00	20.00	33.00	42.00	57.20	69.00	76.00	105.00	8.50	49.00	M16	8.00	2	1	2.57
HSK A100 SRKIN25X115 CX	100.00	25.00	44.00	53.00	57.20	81.00	86.00	115.00	8.50	56.00	M16	8.00	1	1	3.07
HSK A100 SRKIN32X120 CX	100.00	32.00	44.00	53.00	57.20	89.00	91.00	120.00	8.50	59.00	M16	8.00	2	1	2.98

• A cooling tube must be used with all coolant through HSK spindles (should be ordered separately) • Use only inductive heating device for SRKIN holders • Preset screw CX allows supply of coolant via JET channels - do not remove

(1) Shorter projection than DIN 69882-8, use special IND S DISC

(2) Adjustment screw hexagon key size (1) 1 - Hole for data chip, 0 - Without hole for data chip

Features

- Increased coolant velocity is obtained due to flow rate conservation and a smaller coolant discharge area
- Coolant directed to cutting edges
- Prolonged tool life
- Eliminates chip sticking at the cutting edges
- Suitable for High Speed Milling
- Effective chip evacuation prevents chip re-cutting

Applications and Advantages

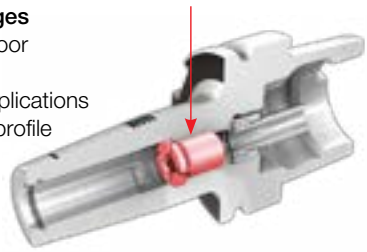

- Cnc milling machines with poor external coolant flow
- Cavity and pocket milling applications
- Semi-finishing and finishing profile milling titanium blisk blades
- Milling applications that generate high temperatures, such as very hard alloy steels, high temperature alloys etc.

Note: Preset CX screw allows coolant supply via jet channels - do not remove!

Spare Parts

Designation			
HSK A63 SRKIN6X80 CX	COOLING TUBE HSK A63*	WRENCH COOL TUBE HSK63*	PRESET CX M5X13
HSK A63 SRKIN6X120 CX	COOLING TUBE HSK A63*	WRENCH COOL TUBE HSK63*	PRESET CX M5X13
HSK A63 SRKIN8X80 CX	COOLING TUBE HSK A63*	WRENCH COOL TUBE HSK63*	PRESET CX M6X12
HSK A63 SRKIN8X120 CX	COOLING TUBE HSK A63*	WRENCH COOL TUBE HSK63*	PRESET CX M6X12
HSK A63 SRKIN10X85 CX	COOLING TUBE HSK A63*	WRENCH COOL TUBE HSK63*	PRESET CX M8X16
HSK A63 SRKIN10X120 CX	COOLING TUBE HSK A63*	WRENCH COOL TUBE HSK63*	PRESET CX M8X16
HSK A63 SRKIN12X90 CX	COOLING TUBE HSK A63*	WRENCH COOL TUBE HSK63*	PRESET CX M10X16
HSK A63 SRKIN12X120 CX	COOLING TUBE HSK A63*	WRENCH COOL TUBE HSK63*	PRESET CX M10X16
HSK A63 SRKIN14X90 CX	COOLING TUBE HSK A63*	WRENCH COOL TUBE HSK63*	PRESET CX M10X16
HSK A63 SRKIN16X75 CX	COOLING TUBE HSK A63*	WRENCH COOL TUBE HSK63*	PRESET CX M5X5
HSK A63 SRKIN16X95 CX	COOLING TUBE HSK A63*	WRENCH COOL TUBE HSK63*	PRESET CX M12X16
HSK A63 SRKIN16X120 CX	COOLING TUBE HSK A63*	WRENCH COOL TUBE HSK63*	PRESET CX M12X16
HSK A63 SRKIN18X95 CX	COOLING TUBE HSK A63*	WRENCH COOL TUBE HSK63*	PRESET CX M12X16
HSK A63 SRKIN20X75 CX	COOLING TUBE HSK A63*	WRENCH COOL TUBE HSK63*	PRESET CX M5X5
HSK A63 SRKIN20X100 CX	COOLING TUBE HSK A63*	WRENCH COOL TUBE HSK63*	PRESET CX M16X14
HSK A63 SRKIN20X120 CX	COOLING TUBE HSK A63*	WRENCH COOL TUBE HSK63*	PRESET CX M16X14
HSK A63 SRKIN25X85 CX	COOLING TUBE HSK A63*	WRENCH COOL TUBE HSK63*	PRESET CX M5X5
HSK A63 SRKIN32X85 CX	COOLING TUBE HSK A63*	WRENCH COOL TUBE HSK63*	PRESET CX M5X5
HSK A100 SRKIN6X85 CX	COOLING TUBE HSK A100*	WRENCH COOL TUBE HSK100*	PRESET CX M5X13
HSK A100 SRKIN8X85 CX	COOLING TUBE HSK A100*	WRENCH COOL TUBE HSK100*	PRESET CX M6X12
HSK A100 SRKIN10X90 CX	COOLING TUBE HSK A100*	WRENCH COOL TUBE HSK100*	PRESET CX M8X16
HSK A100 SRKIN12X95 CX	COOLING TUBE HSK A100*	WRENCH COOL TUBE HSK100*	PRESET CX M10X16
HSK A100 SRKIN14X95 CX	COOLING TUBE HSK A100*	WRENCH COOL TUBE HSK100*	PRESET CX M10X16
HSK A100 SRKIN16X100 CX	COOLING TUBE HSK A100*	WRENCH COOL TUBE HSK100*	PRESET CX M12X16
HSK A100 SRKIN18X100 CX	COOLING TUBE HSK A100*	WRENCH COOL TUBE HSK100*	PRESET CX M12X16
HSK A100 SRKIN20X105 CX	COOLING TUBE HSK A100*	WRENCH COOL TUBE HSK100*	PRESET CX M16X14
HSK A100 SRKIN25X115 CX	COOLING TUBE HSK A100*	WRENCH COOL TUBE HSK100*	PRESET CX M16X14
HSK A100 SRKIN32X120 CX	COOLING TUBE HSK A100*	WRENCH COOL TUBE HSK100*	PRESET CX M16X14

* Optional, should be ordered separately

HSK SHRINKIN

HSK E-SRK

Thermal Chuck Collets with HSK DIN69893 Form E Tapered Shanks for Solid Carbide Tools Only

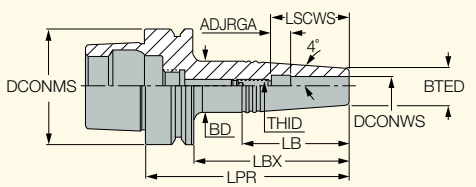

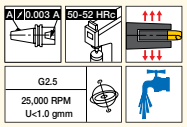

Designation	DCONMS	DCONWS	BTED	BD	LPR	LBX	LB	ADJRGA	LSCWS	THID	Key(1)	kg
HSK E32 SRK3X45	32.00	3.00	10.00	13.00	65.00	45.0	30.00	6.00	16.0	M4	2.00	0.17
HSK E32 SRK4X45	32.00	4.00	10.00	15.00	65.00	45.0	35.00	6.00	18.0	M5	2.00	0.17
HSK E32 SRK6X45	32.00	6.00	11.00	16.00	65.00	45.0	35.00	10.00	28.0	M4	2.00	0.17
HSK E32 SRK10X45	32.00	10.00	16.00	22.00	65.00	45.0	42.00	10.00	40.0	M4	2.00	0.20
HSK E40 SRK3X45	40.00	3.00	10.00	13.00	65.00	45.0	30.00	6.00	16.0	M5	2.50	0.24
HSK E40 SRK3X80	40.00	3.00	10.00	19.00	100.00	80.0	64.00	6.00	16.0	M5	2.50	0.30
HSK E40 SRK4X45	40.00	4.00	10.00	15.00	65.00	45.0	35.00	6.00	18.0	M5	2.50	0.24
HSK E40 SRK4X80	40.00	4.00	10.00	19.00	100.00	80.0	64.00	6.00	18.0	M5	2.50	0.31
HSK E40 SRK5X45	40.00	5.00	10.00	15.00	65.00	45.0	35.00	10.00	25.0	M4	2.00	0.24
HSK E40 SRK5X80	40.00	5.00	10.00	19.00	100.00	80.0	64.00	10.00	25.0	M4	2.00	0.32
HSK E40 SRK6X45	40.00	6.00	11.00	16.00	65.00	45.0	35.00	10.00	28.0	M5	2.50	0.23
HSK E40 SRK6X80	40.00	6.00	11.00	20.00	100.00	80.0	64.00	10.00	28.0	M5	2.50	0.32
HSK E40 SRK8X45	40.00	8.00	14.00	20.00	65.00	45.0	42.00	10.00	35.0	M5	2.50	0.27
HSK E40 SRK10X45	40.00	10.00	16.00	22.00	65.00	45.0	42.00	10.00	40.0	M5	2.50	0.27
HSK E40 SRK10X80	40.00	10.00	16.00	24.50	100.00	80.0	60.00	10.00	40.0	M8	4.00	0.39
HSK E40 SRK12X45	40.00	12.00	20.00	26.00	65.00	45.0	42.00	10.00	42.0	M5	2.50	0.32
HSK E40 SRK12X80	40.00	12.00	20.00	28.00	100.00	80.0	56.00	10.00	42.0	M10	5.00	0.46
HSK E50 SRK3X45	50.00	3.00	10.00	15.00	71.00	45.0	36.00	6.00	16.0	M5	2.50	0.45
HSK E50 SRK3X80	50.00	3.00	10.00	19.00	106.00	80.0	64.00	6.00	16.0	M5	2.50	0.51
HSK E50 SRK4X45	50.00	4.00	10.00	15.00	71.00	45.0	36.00	6.00	18.0	M5	2.50	0.49
HSK E50 SRK4X80	50.00	4.00	10.00	19.00	106.00	80.0	64.00	6.00	18.0	M5	2.50	0.50
HSK E50 SRK6X45	50.00	6.00	11.00	16.00	71.00	45.0	36.00	10.00	28.0	M5	2.50	0.45
HSK E50 SRK6X80	50.00	6.00	11.00	20.00	106.00	80.0	64.00	10.00	28.0	M5	2.50	0.51
HSK E50 SRK8X 45	50.00	8.00	14.00	20.00	71.00	45.0	43.00	10.00	35.0	M6	3.00	0.47
HSK E50 SRK8X 80	50.00	8.00	14.00	23.00	106.00	80.0	64.00	10.00	35.0	M6	3.00	0.56
HSK E50 SRK10X45	50.00	10.00	16.00	22.00	71.00	45.0	42.00	10.00	40.0	M6	3.00	0.48
HSK E50 SRK10X80	50.00	10.00	16.00	24.50	106.00	80.0	60.00	10.00	40.0	M8	4.00	0.60
HSK E50 SRK12X45	50.00	12.00	20.00	26.00	71.00	45.0	42.00	10.00	42.0	M6	3.00	0.50

• A cooling tube must be used with all coolant through HSK spindles (should be ordered separately). • To be used for carbide tools only.

(1) Adjustment screw hexagon key size

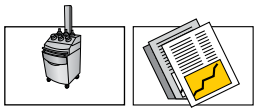

694-695 689-691

Spare Parts

Designation			
HSK E32 SRK3X45	SR M4X10 DIN913	COOLING TUBE HSK A32*	WRENCH COOL TUBE HSK32*
HSK E32 SRK4X45	SR M5X20 DIN913	COOLING TUBE HSK A32*	WRENCH COOL TUBE HSK32*
HSK E32 SRK6X45	SR M4X20 DIN916	COOLING TUBE HSK A32*	WRENCH COOL TUBE HSK32*
HSK E32 SRK10X45	SR M4X20 DIN916	COOLING TUBE HSK A32*	WRENCH COOL TUBE HSK32*
HSK E40 SRK3X45	SR M5X10 DIN913	COOLING TUBE HSK A40*	WRENCH COOL TUBE HSK40*
HSK E40 SRK3X80	SR M5X10 DIN913	COOLING TUBE HSK A40*	WRENCH COOL TUBE HSK40*
HSK E40 SRK4X45	SR M5X10 DIN913	COOLING TUBE HSK A40*	WRENCH COOL TUBE HSK40*
HSK E40 SRK4X80	SR M5X10 DIN913	COOLING TUBE HSK A40*	WRENCH COOL TUBE HSK40*
HSK E40 SRK5X45	SR M4X20 DIN916	COOLING TUBE HSK A40*	WRENCH COOL TUBE HSK40*
HSK E40 SRK5X80	SR M4X20 DIN916	COOLING TUBE HSK A40*	WRENCH COOL TUBE HSK40*
HSK E40 SRK6X45	SR M5X20 DIN913	COOLING TUBE HSK A40*	WRENCH COOL TUBE HSK40*
HSK E40 SRK6X80	SR M5X20 DIN913	COOLING TUBE HSK A40*	WRENCH COOL TUBE HSK40*
HSK E40 SRK8X45	SR M5X20 DIN913	COOLING TUBE HSK A40*	WRENCH COOL TUBE HSK40*
HSK E40 SRK10X45	SR M5X10 DIN913	COOLING TUBE HSK A40*	WRENCH COOL TUBE HSK40*
HSK E40 SRK10X80	SR M8X20 DIN913	COOLING TUBE HSK A40*	WRENCH COOL TUBE HSK40*
HSK E40 SRK12X45	SR M5X10 DIN913	COOLING TUBE HSK A40*	WRENCH COOL TUBE HSK40*
HSK E40 SRK12X80	SR M10X18 DIN913	COOLING TUBE HSK A40*	WRENCH COOL TUBE HSK40*
HSK E50 SRK3X45	SR M5X10 DIN913	COOLING TUBE HSK A50*	WRENCH COOL TUBE HSK50*
HSK E50 SRK3X80	SR M5X10 DIN913	COOLING TUBE HSK A50*	WRENCH COOL TUBE HSK50*
HSK E50 SRK4X45	SR M5X10 DIN913	COOLING TUBE HSK A50*	WRENCH COOL TUBE HSK50*
HSK E50 SRK4X80	SR M5X10 DIN913	COOLING TUBE HSK A50*	WRENCH COOL TUBE HSK50*
HSK E50 SRK6X45	SR M5X20 DIN913	COOLING TUBE HSK A50*	WRENCH COOL TUBE HSK50*
HSK E50 SRK6X80	SR M5X20 DIN913	COOLING TUBE HSK A50*	WRENCH COOL TUBE HSK50*
HSK E50 SRK8X 45	SR M6X10 DIN916	COOLING TUBE HSK A50*	WRENCH COOL TUBE HSK50*
HSK E50 SRK8X 80	PRESET M6X20B	COOLING TUBE HSK A50*	WRENCH COOL TUBE HSK50*
HSK E50 SRK10X45	SR M6X10 DIN916	COOLING TUBE HSK A50*	WRENCH COOL TUBE HSK50*
HSK E50 SRK10X80	SR M8X20 DIN913	COOLING TUBE HSK A50*	WRENCH COOL TUBE HSK50*
HSK E50 SRK12X45	SR M6X10 DIN916	COOLING TUBE HSK A50*	WRENCH COOL TUBE HSK50*

* Optional, should be ordered separately

SHRINKIN HSK

HSK A-SRK

Thermal Chuck Collets with HSK DIN69893 Form A Tapered Shanks for Solid Carbide Tools Only

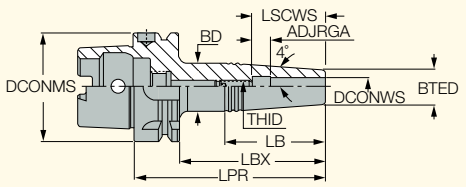

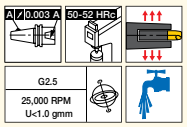

Designation	DCONMS	DCONWS	BTED	BD	LPR	LBX	LB	ADJRGA	LSCWS	THID	Key(1)	CDI(2)	kg
HSK A63 SRK 3X50	63.00	3.00	10.00	17.00	76.00	50.0	-	6.00	16.0	M6	3.00	1	0.68
HSK A63 SRK 3X85	63.00	3.00	10.00	21.00	111.00	85.0	79.00	6.00	16.0	M6	3.00	1	0.74
HSK A63 SRK 4X50	63.00	4.00	10.00	17.00	76.00	50.0	-	6.00	18.0	M6	3.00	1	0.68
HSK A63 SRK 4X85	63.00	4.00	10.00	21.00	111.00	85.0	79.00	6.00	18.0	M6	3.00	1	0.73
HSK A63 SRK 5X50	63.00	5.00	10.00	17.00	76.00	50.0	-	6.00	21.0	M6	3.00	1	0.68
HSK A63 SRK 5X85	63.00	5.00	10.00	21.00	111.00	85.0	79.00	6.00	21.0	M6	3.00	1	0.76
HSK A63 SRK 6X50	63.00	6.00	11.00	18.00	76.00	50.0	-	6.00	24.0	M8	4.00	1	0.67
HSK A63 SRK 6X85	63.00	6.00	11.00	22.00	111.00	85.0	79.00	6.00	24.0	M8	4.00	1	0.74
HSK A63 SRK 8X50	63.00	8.00	14.00	20.00	76.00	50.0	43.00	11.00	36.0	M6	3.00	1	0.71
HSK A63 SRK 8X85	63.00	8.00	14.00	23.00	111.00	85.0	64.00	11.00	36.0	M6	3.00	1	0.80
HSK A63 SRK 10X50	63.00	10.00	16.00	23.00	76.00	50.0	-	11.00	41.0	M8	4.00	1	0.72
HSK A63 SRK 10X85	63.00	10.00	16.00	26.00	111.00	85.0	72.00	11.00	41.0	M8	4.00	1	0.82
HSK A63 SRK 12X50	63.00	12.00	20.00	27.00	76.00	50.0	-	11.00	43.0	M8	4.00	1	0.75
HSK A63 SRK 12X85	63.00	12.00	20.00	30.00	111.00	85.0	72.00	11.00	43.0	M8	4.00	1	0.92

• A cooling tube must be used with all coolant through HSK spindles (should be ordered separately). • To be used for carbide tools only. • Remove preset screw for coolant through.

(1) Key for the adjustment screw. (1) 1 - Hole for data chip, 0 - Without hole for data chip


694-695


689-691

Spare Parts

Designation			
HSK A63 SRK 3X50	SR M6X10 DIN916	COOLING TUBE HSK A63*	WRENCH COOL TUBE HSK63*
HSK A63 SRK 3X85	SR M6X10 DIN916	COOLING TUBE HSK A63*	WRENCH COOL TUBE HSK63*
HSK A63 SRK 4X50	SR M6X10 DIN916	COOLING TUBE HSK A63*	WRENCH COOL TUBE HSK63*
HSK A63 SRK 4X85	SR M6X10 DIN916	COOLING TUBE HSK A63*	WRENCH COOL TUBE HSK63*
HSK A63 SRK 5X50	SR M6X10 DIN916	COOLING TUBE HSK A63*	WRENCH COOL TUBE HSK63*
HSK A63 SRK 5X85	SR M6X10 DIN916	COOLING TUBE HSK A63*	WRENCH COOL TUBE HSK63*
HSK A63 SRK 6X50	SR M8X12 DIN916	COOLING TUBE HSK A63*	WRENCH COOL TUBE HSK63*
HSK A63 SRK 6X85	SR M8X12 DIN916	COOLING TUBE HSK A63*	WRENCH COOL TUBE HSK63*
HSK A63 SRK 8X50	PRESET M6X20B	COOLING TUBE HSK A63*	WRENCH COOL TUBE HSK63*
HSK A63 SRK 8X85	PRESET M6X20B	COOLING TUBE HSK A63*	WRENCH COOL TUBE HSK63*
HSK A63 SRK 10X50	SR M8X12 DIN916	COOLING TUBE HSK A63*	WRENCH COOL TUBE HSK63*
HSK A63 SRK 10X85	SR M8X20 DIN913	COOLING TUBE HSK A63*	WRENCH COOL TUBE HSK63*
HSK A63 SRK 12X50	SR M8X12 DIN916	COOLING TUBE HSK A63*	WRENCH COOL TUBE HSK63*
HSK A63 SRK 12X85	SR M8X20 DIN913	COOLING TUBE HSK A63*	WRENCH COOL TUBE HSK63*

* Optional, should be ordered separately

HSK

HSK E-SEM

ISO 3937 Shell Mill Holders
with HSK E DIN69893
Form E Tapered Shanks

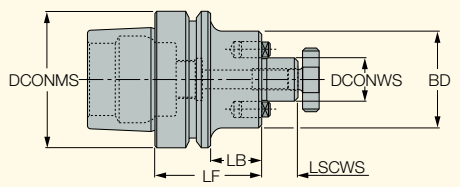

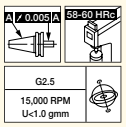

Designation	DCONMS	DCONWS	BD	LF	LB	LSCWS	kg
HSK E40 SEM 16X50	40.00	16.00	38.00	50.00	30.0	17.00	0.45
HSK E40 SEM 22X50	40.00	22.00	47.00	50.00	30.0	19.00	0.54

• A cooling tube must be used with all coolant through HSK spindles (should be ordered separately). • For internal coolant through the holder, the related COOLANT SET should be ordered via Accessories (applicable to certain tools only)

Spare Parts

Designation					
HSK E40 SEM 16X50	M8 CLAMP SCREW SEM16	WRENCH M8 SEMC16*	COOLING TUBE HSK A40*	WRENCH COOL TUBE HSK40*	
HSK E40 SEM 22X50	M10 CLAMP SCREW SEM22	WRENCH M10 SEMC 22*	COOLING TUBE HSK A40*	WRENCH COOL TUBE HSK40*	DR.DOG 10S

* Optional, should be ordered separately

HSK

HSK A-SEM

ISO 3937 Shell Mill Holders
with HSK DIN69893 Form
A Tapered Shanks

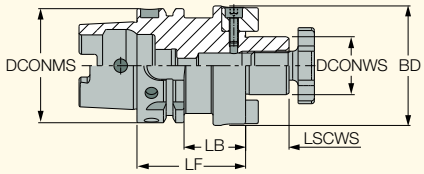

Designation	DCONMS	DCONWS	BD	LF	LSCWS	LB	CDI(1)	kg
HSK A50 SEM22X60*	50.00	22.00	47.00	60.00	19.00	34.0	1	0.80
HSK A63 SEM16X50	63.00	16.00	38.00	50.00	17.00	24.0	1	0.86
HSK A63 SEM22X50	63.00	22.00	47.00	50.00	19.00	24.0	1	0.60
HSK A63 SEM27X60	63.00	27.00	58.00	60.00	21.00	34.0	1	1.30
HSK A63 SEM32X60	63.00	32.00	66.00	60.00	24.00	34.0	1	1.41
HSK A63 SEM40X60	63.00	40.00	82.00	60.00	27.00	24.0	1	1.76
HSK A100 SEM22X50	100.00	22.00	47.00	50.00	19.00	21.0	1	2.30
HSK A100 SEM27X50	100.00	27.00	58.00	50.00	21.00	21.0	1	2.48
HSK A100 SEM32X50	100.00	32.00	66.00	50.00	24.00	21.0	1	2.63
HSK A100 SEM40X60	100.00	40.00	82.00	60.00	27.00	31.0	1	3.37
HSK A100 SEM50X70	100.00	50.00	81.00	70.00	30.00	41.0	1	4.29

• A cooling tube must be used with all coolant through HSK spindles (should be ordered separately). • For internal coolant through the holder, the related COOLANT SET should be ordered via Accessories (applicable to certain tools only)(1) 1 - Hole for data chip, 0 - Without hole for data chip

Spare Parts

Designation						
HSK A50 SEM22X60*	M10 CLAMP SCREW SEM22	WRENCH M10 SEMC 22*	COOLING TUBE HSK A50*	WRENCH COOL TUBE HSK50*		SR M4X10DIN912
HSK A63 SEM16X50	M8 CLAMP SCREW SEM16	WRENCH M8 SEMC16*	COOLING TUBE HSK A63*	WRENCH COOL TUBE HSK63*	DR.DOG 8S	SR M3X10DIN912
HSK A63 SEM22X50	M10 CLAMP SCREW SEM22	WRENCH M10 SEMC 22*	COOLING TUBE HSK A63*	WRENCH COOL TUBE HSK63*	DR.DOG 10S	SR M4X10DIN912
HSK A63 SEM27X60	M12 CLAMP SCREW SEM27	WRENCH M12 SEMC 27*	COOLING TUBE HSK A63*	WRENCH COOL TUBE HSK63*	DR.DOG 12S	SR M5X14DIN912
HSK A63 SEM32X60	M16 CLAMP SCREW SEM32	WRENCH M16 SEMC 32*	COOLING TUBE HSK A63*	WRENCH COOL TUBE HSK63*	DR.DOG 14X13S	SR M5X14DIN912
HSK A63 SEM40X60	M20 CLAMP SCREW SEM40	WRENCH M20 SEMC 40*	COOLING TUBE HSK A63*	WRENCH COOL TUBE HSK63*	DR.DOG 16X18S	SR M6X20 DIN912
HSK A100 SEM22X50	M10 CLAMP SCREW SEM22	WRENCH M10 SEMC 22*	COOLING TUBE HSK A100*	WRENCH COOL TUBE HSK100*	DR.DOG 10S	SR M4X10DIN912
HSK A100 SEM27X50	M12 CLAMP SCREW SEM27	WRENCH M12 SEMC 27*	COOLING TUBE HSK A100*	WRENCH COOL TUBE HSK100*	DR.DOG 12S	SR M5X14DIN912
HSK A100 SEM32X50	M16 CLAMP SCREW SEM32	WRENCH M16 SEMC 32*	COOLING TUBE HSK A100*	WRENCH COOL TUBE HSK100*	DR.DOG 14X13S	SR M5X14DIN912
HSK A100 SEM40X60	M20 CLAMP SCREW SEM40	WRENCH M20 SEMC 40*	COOLING TUBE HSK A100*	WRENCH COOL TUBE HSK100*	DR.DOG 16X18S	SR M6X20 DIN912
HSK A100 SEM50X70	M24 CLAMP SCREW SEM50					SR M6X16 DIN912

* Optional, should be ordered separately

HSK

HSK A-FM

DIN 6357 Face Mill Holders with HSK DIN 69893 Form A Tapered Shanks

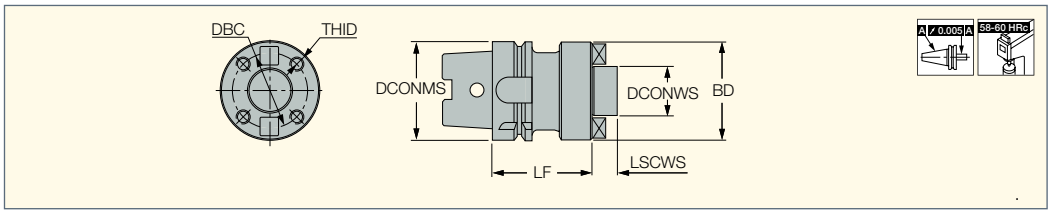

Designation	DCONMS	DCONWS	BD	LF	LSCWS	DBC	THID	CDI(1)	kg		
HSK A100 FM60X70	100.00	60.00	128.00	70.00	40.00	101.60	M16	1	5.77	DR. DOG 1E	SR DIN 912 M12X25

• A cooling tube must be used with all coolant through HSK spindles (should be ordered separately). • Peripheral clamping screws are not supplied.(1) 1 - Hole for data chip, 0 - Without hole for data chip

716

HSK

HSK FM-SEM

Shell Mill Adapters with HSK DIN69893 FM Tapered Shanks with Two Pins for MAKINO Machine Models MAG

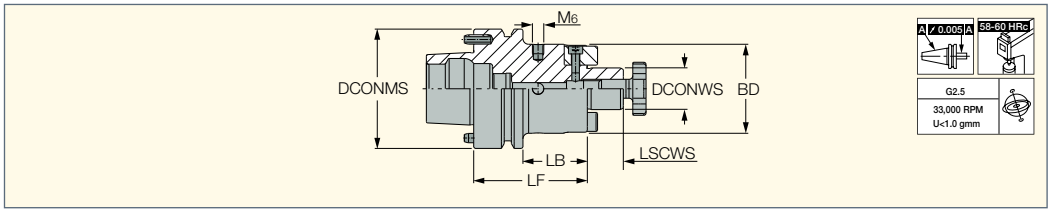

Designation	DCONMS	DCONWS	LF	BD	LSCWS	LB	kg
HSK FM63 SEM 22X60	63.00	22.00	60.00	47.00	19.00	34.0	1.13

• A cooling tube must be used with all coolant through HSK spindles (should be ordered separately) • The orientation pins can be removed, turning the toolholder into a standard HSK F63 type • For internal coolant through the holder, the related COOLANT SET should be ordered via Accessories (applicable to certain tools only)

Spare Parts

Designation					
HSK FM63 SEM 22X60	M10 CLAMP SCREW SEM22	WRENCH M10 SEMC 22*	COOLING TUBE HSK A50*	WRENCH COOL TUBE HSK50*	DR.DOG 10S

* Optional, should be ordered separately

HSK

HSK A-SEMC

DIN 6358 COMBI Shell Mill Holders with HSK DIN 69893 Form A Tapered Shanks

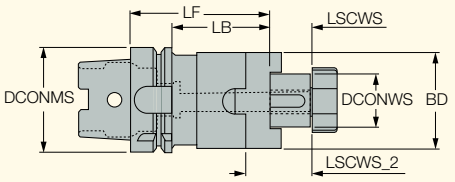

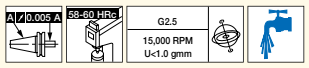

For internal coolant through the holder, the related COOLANT SET should be ordered via Accessories (applicable to certain tools only)

Designation	DCONMS	DCONWS	BD	LF	LB	LSCWS	LSCWS_2	CDI(1)	kg
HSK A50 SEMC16X50*	50.00	16.00	32.00	50.00	24.0	17.00	27.00	1	0.80
HSK A63 SEMC16X60	63.00	16.00	32.00	60.00	34.0	17.00	27.00	1	0.82
HSK A63 SEMC22X60	63.00	22.00	40.00	60.00	34.0	19.00	31.00	1	0.91
HSK A63 SEMC27X60	63.00	27.00	48.00	60.00	34.0	21.00	33.00	1	1.00
HSK A63 SEMC32X60	63.00	32.00	58.00	60.00	34.0	24.00	38.00	1	1.13
HSK A63 SEMC40X70	63.00	40.00	70.00	70.00	44.0	27.00	41.00	1	1.52
HSK A100 SEMC16X60	100.00	16.00	32.00	60.00	31.0	17.00	27.00	1	2.17
HSK A100 SEMC22X60	100.00	22.00	40.00	60.00	31.0	19.00	31.00	1	2.24
HSK A100 SEMC27X60	100.00	27.00	48.00	60.00	31.0	21.00	33.00	1	2.35
HSK A100 SEMC32X60	100.00	32.00	58.00	60.00	31.0	24.00	38.00	1	2.50
HSK A100 SEMC40X70	100.00	40.00	70.00	70.00	41.0	27.00	41.00	1	3.04
HSK A100 SEMC50X80	100.00	50.00	90.00	80.00	51.0	30.00	46.00	1	4.03

• A cooling tube must be used with all coolant through HSK spindles (should be ordered separately). • When mounting slitting cutters, remove the driving ring and use spacer rings. • Verify that the weight of the entire tool assembly does not exceed the machine spindle's carrying capability.(1) 1 - Hole for data chip, 0 - Without hole for data chip

Spare Parts

Designation						
HSK A50 SEMC16X50*	16 D.RING SEMC	M8 CLAMP SCREW SEM16	WRENCH M8 SEMC16*	COOLING TUBE HSK A50*	WRENCH COOL TUBE HSK50*	
HSK A63 SEMC16X60	16 D.RING SEMC	M8 CLAMP SCREW SEM16	WRENCH M8 SEMC16*	COOLING TUBE HSK A63*	WRENCH COOL TUBE HSK63*	KEY SEMC 16 4X4X20
HSK A63 SEMC22X60	22 D.RING SEMC	M10 CLAMP SCREW SEM22	WRENCH M10 SEMC 22*	COOLING TUBE HSK A63*	WRENCH COOL TUBE HSK63*	KEY SEMC 22 6X6X25
HSK A63 SEMC27X60	27 D.RING SEMC	M12 CLAMP SCREW SEM27	WRENCH M12 SEMC 27*	COOLING TUBE HSK A63*	WRENCH COOL TUBE HSK63*	KEY SEMC 27 7X7X25
HSK A63 SEMC32X60	32 D.RING SEMC	M16 CLAMP SCREW SEM32	WRENCH M16 SEMC 32*	COOLING TUBE HSK A63*	WRENCH COOL TUBE HSK63*	KEY SEMC 32 8X7X28
HSK A63 SEMC40X70	40 D.RING SEMC	M20 CLAMP SCREW SEM40	WRENCH M20 SEMC 40*	COOLING TUBE HSK A63*	WRENCH COOL TUBE HSK63*	KEY SEMC 40 10X8X32
HSK A100 SEMC16X60	16 D.RING SEMC	M8 CLAMP SCREW SEM16	WRENCH M8 SEMC16*	COOLING TUBE HSK A100*	WRENCH COOL TUBE HSK100*	KEY SEMC 16 4X4X20
HSK A100 SEMC22X60	22 D.RING SEMC	M10 CLAMP SCREW SEM22	WRENCH M10 SEMC 22*	COOLING TUBE HSK A100*	WRENCH COOL TUBE HSK100*	KEY SEMC 22 6X6X25
HSK A100 SEMC27X60	27 D.RING SEMC	M12 CLAMP SCREW SEM27	WRENCH M12 SEMC 27*	COOLING TUBE HSK A100*	WRENCH COOL TUBE HSK100*	KEY SEMC 27 7X7X25
HSK A100 SEMC32X60	32 D.RING SEMC	M16 CLAMP SCREW SEM32	WRENCH M16 SEMC 32*	COOLING TUBE HSK A100*	WRENCH COOL TUBE HSK100*	KEY SEMC 32 8X7X28
HSK A100 SEMC40X70	40 D.RING SEMC	M20 CLAMP SCREW SEM40	WRENCH M20 SEMC 40*	COOLING TUBE HSK A100*	WRENCH COOL TUBE HSK100*	KEY SEMC 40 10X8X32
HSK A100 SEMC50X80	50 D.RING SEMC	M24 CLAMP SCREW SEM50	WRENCH M24 SEMC 50*	COOLING TUBE HSK A100*	WRENCH COOL TUBE HSK100*	KEY SEMC 50 12X8X36

* Optional, should be ordered separately

HSK CAMFIX

HSK-C#

CAMFIX (ISO 26623-1)
Holders with HSK DIN 69893
Form A Tapered Shanks

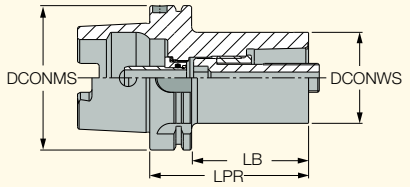

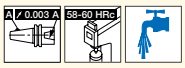

Designation	DCONMS	DCONWS	LPR	LB	CDI(1)	kg
C4 AD HSK A63WHX080	63.00	40.00	80.00	54.00	1	1.10
C5 AD HSK A63WHX90	63.00	50.00	90.00	64.00	1	1.44
C5 AD HSK A100WHX100	100.00	50.00	100.00	71.00	1	2.90
C6 AD HSK A100WHX110	100.00	63.00	110.00	81.00	1	3.61
C8 AD HSK A100WHX120	100.00	80.00	120.00	91.00	1	4.79
C6 AD HSK A100-110	100.00	63.00	110.00	81.00	1	4.00

- Note: To enable clamping the part to be attached, first remove the cooling tube

(1) 1 - Hole for data chip, 0 - Without hole for data chip

Spare Parts

Designation						
C4 AD HSK A63WHX080	SR M14X58 C4	HW 8.0*	MT RING M22X17XC4	COOLING TUBE HSK A63 C5	WRENCH COOL TUBE HSK63*	WRENCH C4 DRW NUT*
C5 AD HSK A63WHX90	SR M16X70 C5	HW 10.0*	MT RING M25X20XC5	COOLING TUBE HSK A63 C5	WRENCH COOL TUBE HSK63*	WRENCH C5 DRW NUT*
C5 AD HSK A100WHX100	SR M16X70 C5	HW 10.0*	MT RING M25X20XC5	COOLING TUBE HSK A100	WRENCH COOL TUBE HSK100*	WRENCH C5 DRW NUT*
C6 AD HSK A100WHX110	SR M20X87 C6/8	HW 14.0*	MT RING M30X24XC6/8	COOLING TUBE HSK A100C6/8	WRENCH COOL TUBE HSK100*	WRENCH C6-8 DRW NUT*
C8 AD HSK A100WHX120	SR M20X87 C6/8	HW 14.0*	MT RING M30X24XC6/8	COOLING TUBE HSK A100C6/8	WRENCH COOL TUBE HSK100*	WRENCH C6-8 DRW NUT*

* Optional, should be ordered separately

HSK

HSK A-MT

DIN 6383/DIN 228-2 Form D Tang
Morse Taper Adapters with DIN
69893/A HSK Tapered Shanks

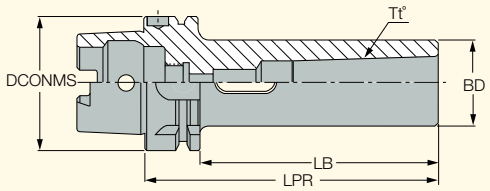

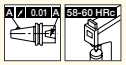

Designation	DCONMS	Tt°	BD	LPR	LB	CDI(1)	kg		
HSK A63 MT1X110	63.00	MT1	25.00	110.00	84.0	1	0.92	COOLING TUBE HSK A63*	WRENCH COOL TUBE HSK63*
HSK A63 MT2X120	63.00	MT2	32.00	120.00	94.0	1	1.09	COOLING TUBE HSK A63*	WRENCH COOL TUBE HSK63*
HSK A63 MT3X140	63.00	MT3	40.00	140.00	114.0	1	1.45	COOLING TUBE HSK A63*	WRENCH COOL TUBE HSK63*
HSK A63 MT4X160	63.00	MT4	48.00	160.00	134.0	1	1.89	COOLING TUBE HSK A63*	WRENCH COOL TUBE HSK63*
HSK A100 MT1X110	100.00	MT1	25.00	110.00	81.0	1	2.27	COOLING TUBE HSK A100*	WRENCH COOL TUBE HSK100*
HSK A100 MT2X120	100.00	MT2	32.00	120.00	91.0	1	2.39	COOLING TUBE HSK A100*	WRENCH COOL TUBE HSK100*
HSK A100 MT3X150	100.00	MT3	40.00	150.00	121.0	1	2.83	COOLING TUBE HSK A100*	WRENCH COOL TUBE HSK100*
HSK A100 MT4X170	100.00	MT4	48.00	170.00	141.0	1	3.31	COOLING TUBE HSK A100*	WRENCH COOL TUBE HSK100*
HSK A100 MT5X200	100.00	MT5	63.00	200.00	171.0	1	4.60	COOLING TUBE HSK A100*	WRENCH COOL TUBE HSK100*

- A cooling tube must be used with all coolant through HSK spindles (should be ordered separately).

* Optional, should be ordered separately

(1) 1 - Hole for data chip, 0 - Without hole for data chip

HSK

HSK A-SEM-C

Shell Mill Holders with Coolant Holes and DIN69893 form A HSK Tapered Shanks

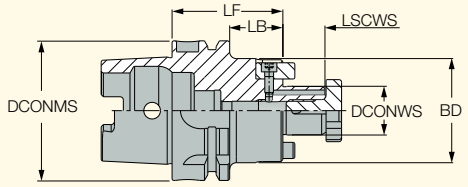

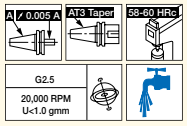

Designation	DCONMS	DCONWS	BD	LF	LB	LSCWS	CDI(1)	kg
HSK A63 SEM16X50C	63.00	16.00	38.00	50.00	24.0	17.00	1	0.84
HSK A63 SEM16X100C	63.00	16.00	38.00	100.00	74.0	17.00	1	1.16
HSK A63 SEM22X50C	63.00	22.00	47.00	50.00	24.0	19.00	1	0.97
HSK A63 SEM22X100C	63.00	22.00	47.00	100.00	74.0	19.00	1	1.68
HSK A63 SEM27X60C	63.00	27.00	58.00	60.00	34.0	21.00	1	1.28
HSK A63 SEM27X100C	63.00	27.00	58.00	100.00	74.0	21.00	1	2.00
HSK A63 SEM32X60C	63.00	32.00	66.00	60.00	34.0	24.00	1	1.38
HSK A63 SEM32X78X60C	63.00	32.00	78.00	60.00	34.0	24.00	1	1.90
HSK A63 SEM32X78X100C	63.00	32.00	78.00	100.00	74.0	24.00	1	3.33
HSK A100 SEM16X50C	100.00	16.00	38.00	50.00	21.0	17.00	1	2.20
HSK A100 SEM16X100C	100.00	16.00	38.00	100.00	71.0	17.00	1	2.59
HSK A100 SEM22X50C	100.00	22.00	47.00	50.00	21.0	19.00	1	1.50
HSK A100 SEM22X100C	100.00	22.00	47.00	100.00	71.0	19.00	1	3.15
HSK A100 SEM27X50C	100.00	27.00	58.00	50.00	21.0	21.00	1	2.70
HSK A100 SEM27X100C	100.00	27.00	58.00	100.00	71.0	21.00	1	3.46
HSK A100 SEM32X50C	100.00	32.00	66.00	50.00	21.0	24.00	1	2.60
HSK A100 SEM32X100C	100.00	32.00	66.00	100.00	71.0	24.00	1	2.81
HSK A100 SEM32X78X60C	100.00	32.00	78.00	60.00	31.0	24.00	1	3.33
HSK A100 SEM32X78X100C	100.00	32.00	78.00	100.00	71.0	24.00	1	4.80

- A cooling tube must be used with all coolant through HSK spindles (should be ordered separately).

(1) 1 - Hole for data chip, 0 - Without hole for data chip

Advantages

- Prolonged insert life (especially when milling titanium and aluminum)
- Symmetrical design – may be used at high RPM
- Heavy duty driving keys for higher torque transfer
- Dramatically improved chip evacuation
- Improved surface finish

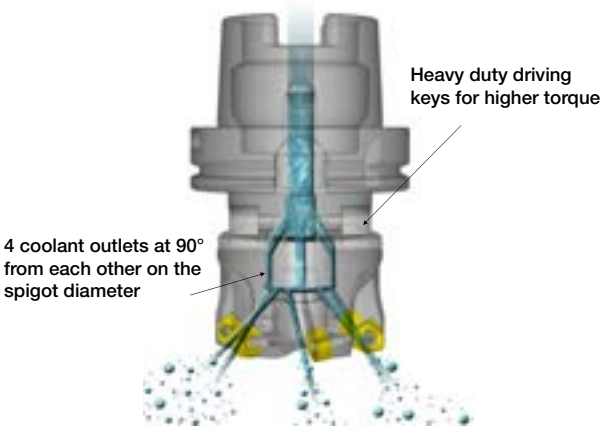

Spare Parts

Designation						
HSK A63 SEM16X50C	M8 CLAMP SCREW SEM16	DR.DOG 8S	SR M3X10DIN912	COOLING TUBE HSK A63*	WRENCH COOL TUBE HSK63*	WRENCH M8 SEMC16*
HSK A63 SEM16X100C	M8 CLAMP SCREW SEM16	DR.DOG 8S	SR M3X10DIN912	COOLING TUBE HSK A63*	WRENCH COOL TUBE HSK63*	WRENCH M8 SEMC16*
HSK A63 SEM22X50C	M10 CLAMP SCREW SEM22	DR.DOG 10S	SR M4X10DIN912	COOLING TUBE HSK A63*	WRENCH COOL TUBE HSK63*	WRENCH M10 SEMC 22*
HSK A63 SEM22X100C	M10 CLAMP SCREW SEM22	DR.DOG 10S	SR M4X10DIN912	COOLING TUBE HSK A63*	WRENCH COOL TUBE HSK63*	WRENCH M10 SEMC 22*
HSK A63 SEM27X60C	M12 CLAMP SCREW SEM27	DR.DOG 12S	SR M5X12 DIN912	COOLING TUBE HSK A63*	WRENCH COOL TUBE HSK63*	WRENCH M12 SEMC 27*
HSK A63 SEM27X100C	M12 CLAMP SCREW SEM27	DR.DOG 12S	SR M5X12 DIN912	COOLING TUBE HSK A63*	WRENCH COOL TUBE HSK63*	WRENCH M12 SEMC 27*
HSK A63 SEM32X60C	M16 CLAMP SCREW SEM32	DR.DOG 14X13S	SR M5X14DIN912	COOLING TUBE HSK A63*	WRENCH COOL TUBE HSK63*	WRENCH M16 SEMC 32*
HSK A63 SEM32X78X60C	M16 CLAMP SCREW SEM32	DR.DOG 14X13S	SR M5X14DIN912	COOLING TUBE HSK A63*	WRENCH COOL TUBE HSK63*	WRENCH M16 SEMC 32*
HSK A63 SEM32X78X100C	M16 CLAMP SCREW SEM32	DR.DOG 14X13S	SR M5X14DIN912	COOLING TUBE HSK A63*	WRENCH COOL TUBE HSK63*	WRENCH M16 SEMC 32*
HSK A100 SEM16X50C	M8 CLAMP SCREW SEM16	DR.DOG 8S	SR M3X10DIN912	COOLING TUBE HSK A100*	WRENCH COOL TUBE HSK100*	WRENCH M8 SEMC16*
HSK A100 SEM16X100C	M8 CLAMP SCREW SEM16	DR.DOG 8S	SR M3X10DIN912	COOLING TUBE HSK A100*	WRENCH COOL TUBE HSK100*	WRENCH M8 SEMC 16*
HSK A100 SEM22X50C	M10 CLAMP SCREW SEM22	DR.DOG 10S	SR M4X10DIN912	COOLING TUBE HSK A100*	WRENCH COOL TUBE HSK100*	WRENCH M10 SEMC 22*
HSK A100 SEM22X100C	M10 CLAMP SCREW SEM22	DR.DOG 10S	SR M4X10DIN912	COOLING TUBE HSK A100*	WRENCH COOL TUBE HSK100*	WRENCH M10 SEMC 22*
HSK A100 SEM27X50C	M12 CLAMP SCREW SEM27	DR.DOG 12S	SR M5X12 DIN912	COOLING TUBE HSK A100*	WRENCH COOL TUBE HSK100*	WRENCH M12 SEMC 27*
HSK A100 SEM27X100C	M12 CLAMP SCREW SEM27	DR.DOG 12S	SR M5X12 DIN912	COOLING TUBE HSK A100*	WRENCH COOL TUBE HSK100*	WRENCH M12 SEMC 27*
HSK A100 SEM32X50C	M16 CLAMP SCREW SEM32	DR.DOG 14X13S	SR M5X14DIN912	COOLING TUBE HSK A100*	WRENCH COOL TUBE HSK100*	WRENCH M16 SEMC 32*
HSK A100 SEM32X100C	M16 CLAMP SCREW SEM32	DR.DOG 14X13S	SR M5X14DIN912	COOLING TUBE HSK A100*	WRENCH COOL TUBE HSK100*	WRENCH M16 SEMC32*
HSK A100 SEM32X78X60C	M16 CLAMP SCREW SEM32	DR.DOG 14X13S	SR M5X14DIN912	COOLING TUBE HSK A100*	WRENCH COOL TUBE HSK100*	WRENCH M16 SEMC 32*
HSK A100 SEM32X78X100C	M16 CLAMP SCREW SEM32	DR.DOG 14X13S	SR M5X14DIN912	COOLING TUBE HSK A100*	WRENCH COOL TUBE HSK100*	WRENCH M16 SEMC 32*

* Optional, should be ordered separately

FINEFIT HSK

ADJ HSK A-ER

DIN6499 ER Collet Chucks with Center Alignment (FINEFIT) and HSK DIN69893/A Tapered Shanks

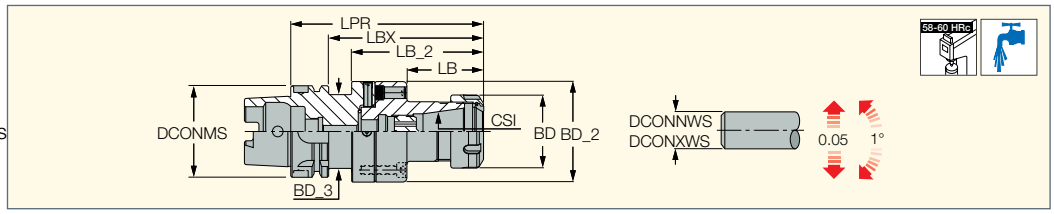

Designation	DCONMS	CSI	DCONNWS(1)	DCONXWS(2)	BD_2	BD_3	BD	LPR	LBX	LB	LB_2	CDI(3)	kg
ADJ HSK A63 D70 ER32	63.00	ER32	2.0	20.0	70.00	46.00	50.00	134.50	108.5	52.50	92.50	1	2.25
ADJ HSK A100 D70 ER32	100.00	ER32	2.0	20.0	70.00	-	50.00	130.00	101.0	53.00	-	1	3.64

• A cooling tube must be used with all coolant through HSK spindles (should be ordered separately). • Radial adjustment 0.05 mm Angular adjustment 1°

(1) Minimum diameter

(2) Maximum diameter (1) 1 - Hole for data chip, 0 - Without hole for data chip



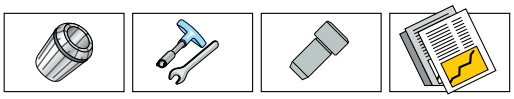

684-688 718-719 718 558,682-684

Spare Parts

Designation	
ADJ HSK A-ER	ADJ ER32 NOSE

HSK CLICKFIT

HSK A-CF (CLICKFIT)

Modular Connections (CLICKFIT) with HSK DIN69893/A Tapered Shanks

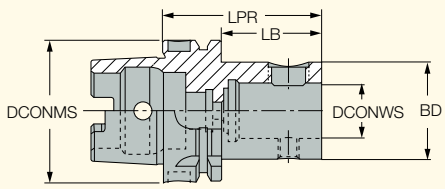

Designation	DCONMS	DCONWS	LPR	LB	BD	CDI(1)	kg
HSK A63 CF4-S	63.00	25.00	70.00	44.0	44.50	1	1.00
HSK A80 CF4-S	80.00	25.00	73.00	47.0	44.50	1	1.50
HSK A100 CF4-S	100.00	25.00	76.00	47.0	44.50	1	2.42

• Tightening torque: 6 Kgxm • A cooling tube must be used with all coolant through HSK spindles (should be ordered separately).

(1) 1 - Hole for data chip, 0 - Without hole for data chip

Spare Parts

Designation						
HSK A63 CF4-S	SCREW M16X1.5 FOR CF4	WRENCH HW 8 200X36 DIN911	OR 15X3N	WRENCH REAL C.F M8	COOLING TUBE HSK A63*	WRENCH COOL TUBE HSK63*
HSK A80 CF4-S	SCREW M16X1.5 FOR CF4	WRENCH HW 8 200X36 DIN911	OR 15X3N	WRENCH REAL C.F M8	COOLING TUBE HSK A 80*	WRENCH COOL TUBE HSK80*
HSK A100 CF4-S	SCREW M16X1.5 FOR CF4	WRENCH HW 8 200X36 DIN911	OR 15X3N	WRENCH REAL C.F M8	COOLING TUBE HSK A100*	WRENCH COOL TUBE HSK100*

* Optional, should be ordered separately

MULTI-MASTER HSK

MM S-A-HSK

MULTI-MASTER Threaded Connection Shanks with an Integral HSK DIN 69893 Form A Tapered Adaptation

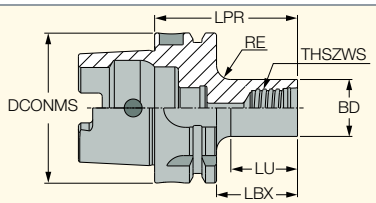

Designation	DCONMS	THSZWS	BD	LPR	LBX	LU	RE	CDI(1)	kg
MM S-A-H035-HSK A40-T05	40.00	T05	7.60	35.00	15.0	10.00	5.0	1	0.20
MM S-A-H040-HSK A40-T06	40.00	T06	9.25	40.00	20.0	15.00	5.0	1	0.28
MM S-A-H045-HSK A40-T08	40.00	T08	11.60	45.00	25.0	20.00	5.0	1	0.24
MM S-A-H050-HSK A40-T10	40.00	T10	15.30	50.00	30.0	25.00	5.0	1	0.23
MM S-A-H050-HSK A40-T12	40.00	T12	18.30	50.00	30.0	25.00	5.0	1	0.27
MM S-A-H050-HSK A63-T06	63.00	T06	9.25	50.00	24.0	18.00	6.0	1	0.70
MM S-A-H050-HSK A63-T08	63.00	T08	11.60	50.00	24.0	18.00	6.0	1	0.72
MM S-A-H055-HSK A63-T10	63.00	T10	15.30	55.00	29.0	23.00	6.0	1	0.73
MM S-A-H055-HSK A63-T12	63.00	T12	18.30	55.00	29.0	23.00	6.0	1	0.40
MM S-A-H060-HSK A63-T15	63.00	T15	23.90	60.00	34.0	28.00	6.0	1	0.76

• Do not apply lubricant to the threaded connection • For adaptation options, see page 664

(1) 1 - Hole for data chip, 0 - Without hole for data chip

FLEXFIT HSK

HSK A-ODP (FLEXFIT)

FLEXFIT Threaded Adaptation
with HSK DIN69893/A
Tapered Shanks

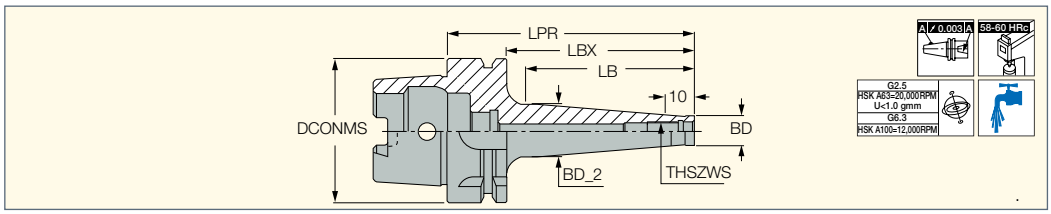

Designation	DCONMS	THSZWS	BD	BD_2	LPR	LBX	LB	CDI(1)	kg		
HSK A32 ODP12X42	32.00	M12	21.00	20.60	42.00	22.0	-	1	0.17	COOLING TUBE HSK A32*	WRENCH COOL TUBE HSK32*
HSK A50 ODP12X48	50.00	M12	21.00	20.60	48.00	22.0	-	1	0.46	COOLING TUBE HSK A50*	WRENCH COOL TUBE HSK50*
HSK A63 ODP6X109	63.00	M06	9.80	23.00	109.00	83.0	75.00	1	0.74	COOLING TUBE HSK A63*	WRENCH COOL TUBE HSK63*
HSK A63 ODP6X59	63.00	M06	9.80	11.50	59.00	33.0	25.00	1	0.66	COOLING TUBE HSK A63*	WRENCH COOL TUBE HSK63*
HSK A63 ODP8X109	63.00	M08	13.10	23.00	109.00	83.0	75.00	1	0.77	COOLING TUBE HSK A63*	WRENCH COOL TUBE HSK63*
HSK A63 ODP8X59	63.00	M08	13.10	15.00	59.00	33.0	25.00	1	0.68	COOLING TUBE HSK A63*	WRENCH COOL TUBE HSK63*
HSK A63 ODP10X109	63.00	M10	18.00	28.00	109.00	83.0	75.00	1	0.87	COOLING TUBE HSK A63*	WRENCH COOL TUBE HSK63*
HSK A63 ODP10X59	63.00	M10	18.00	20.00	59.00	33.0	25.00	1	0.70	COOLING TUBE HSK A63*	WRENCH COOL TUBE HSK63*
HSK A63 ODP12X109	63.00	M12	21.00	31.00	109.00	83.0	75.00	1	0.93	COOLING TUBE HSK A63*	WRENCH COOL TUBE HSK63*
HSK A63 ODP12X59	63.00	M12	21.00	23.50	59.00	33.0	25.00	1	0.71	COOLING TUBE HSK A63*	WRENCH COOL TUBE HSK63*
HSK A63 ODP16X109	63.00	M16	29.00	34.00	109.00	83.0	75.00	1	1.05	COOLING TUBE HSK A63*	WRENCH COOL TUBE HSK63*
HSK A63 ODP16X59	63.00	M16	29.00	34.60	59.00	33.0	25.00	1	0.79	COOLING TUBE HSK A63*	WRENCH COOL TUBE HSK63*
HSK A100 ODP12X137	100.00	M12	23.00	30.00	137.00	108.0	100.00	1	2.58	COOLING TUBE HSK A100	WRENCH COOL TUBE HSK100
HSK A100 ODP12X187	100.00	M12	23.00	40.00	187.00	158.0	150.00	1	2.86	COOLING TUBE HSK A100*	WRENCH COOL TUBE HSK100*
HSK A100 ODP12X237	100.00	M12	23.00	46.00	237.00	208.0	200.00	1	3.40	COOLING TUBE HSK A100*	WRENCH COOL TUBE HSK100*
HSK A100 ODP12X87	100.00	M12	23.00	30.00	87.00	58.0	50.00	1	2.23	COOLING TUBE HSK A100*	WRENCH COOL TUBE HSK100*
HSK A100 ODP16X137	100.00	M16	29.00	41.50	137.00	108.0	100.00	1	2.68	COOLING TUBE HSK A100*	WRENCH COOL TUBE HSK100*
HSK A100 ODP16X187	100.00	M16	29.00	55.00	187.00	158.0	150.00	1	3.58	COOLING TUBE HSK A100*	WRENCH COOL TUBE HSK100*
HSK A100 ODP16X237	100.00	M16	29.00	55.00	237.00	208.0	200.00	1	4.07	COOLING TUBE HSK A100*	WRENCH COOL TUBE HSK100*
HSK A100 ODP16X87	100.00	M16	29.00	31.50	87.00	58.0	50.00	1	2.20	COOLING TUBE HSK A100*	WRENCH COOL TUBE HSK100*

- A cooling tube must be used with all coolant through HSK spindles (should be ordered separately).

(1) 1 - Hole for data chip, 0 - Without hole for data chip

* Optional, should be ordered separately

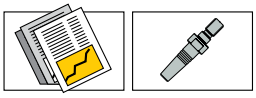

664 666-668

HSK

HSK A-B-MN (blanks)

Blanks with HSK DIN69893/A
Tapered Shanks

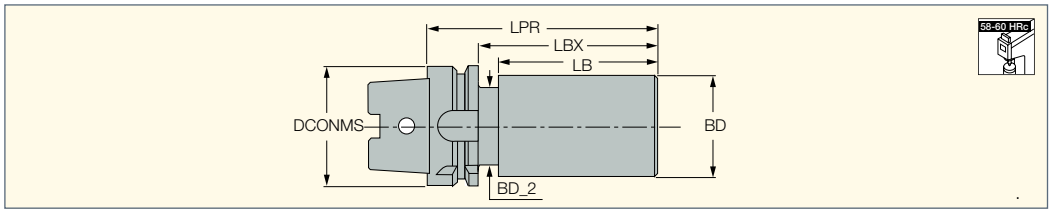

Designation	DCONMS	BD	BD_2	LPR	LBX	LB	CDI(1)	kg
HSK A63 B16MN 100	63.00	63.00	52.80	100.00	74.0	55.50	1	2.31
HSK A63 B16MN 200	63.00	63.00	52.80	200.00	174.0	155.50	1	4.75
HSK A100 B16MN 100	100.00	102.00	85.00	100.00	71.0	54.80	1	6.22
HSK A100 B16MN 200	100.00	102.00	85.00	200.00	171.0	154.80	1	12.90

- Material: Case hardened alloy steel, nose core hardness 22-30 HRC, nose surface hardness 57-60 HRC
- Tensile strength: min 760 Mpa

(1) 1 - Hole for data chip, 0 - Without hole for data chip

Spare Parts

Designation		
HSK A-B-MN (blanks)	COOLING TUBE HSK A100*	WRENCH COOL TUBE HSK100*

* Optional, should be ordered separately

CAMFIX DIN 26623-1

CAMFIX

CAMFIX ISO 26623-1

Toolholder Standard

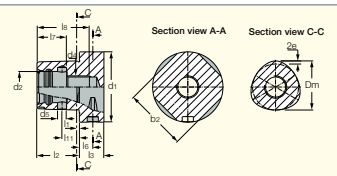

CAMFIX	b2	d1 ±0.1	d2	d4	d5 ±0.1	Dm	e	l1	l2 ±0.1	l3 min	l6 ±0.15	l7 ±0.15	l8 min	l11 ±0.1
C3	28.3	32	15	M12x1.5	3.6	22	0.7	2.5	19	15	6	13	25	8
C4	35.3	40	18	M14x1.5	4.6	28	0.9	2.5	24	20	8	15	30	8
C5	44.4	50	21	M16x1.5	6.1	35	1.12	3	30	20	10	20	37	14
C6	55.8	63	28	M20x2	8.1	44	1.4	3	38	22	12	27	47	15.5
C8	71.1	80	32	M20x2	9.1	55	2	3	48	30	12	28	48	25
C8X	88.7	100	32	M20x2	9.1	55	2	3	48	32	16	28	48	25
C10	88.3	100	43	M20x2	12	72	2.8	3	60	36	16	40	70	26.5

CAMFIX - ISO 26623-1 Standard Quick Change Shanks

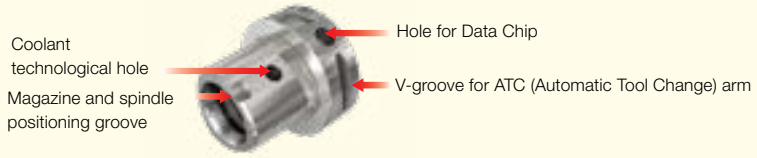

Features

- Symmetrical design: Due to the symmetrical design, the torque load is distributed on the polygon, providing a self-centering effect.
- Rigidity: The **CAMFIX** clamping mechanism is extremely rigid against bending forces.
- Accuracy: The taper and face contact ensure high repeatability within

CAMFIX Chucking Instructions Please be careful when clamping cylindrical shank cutting tools into **CAMFIX** holders such as **ER collet** chucks or **EM holders**. In cases when the diameter of the shank is smaller than the **CAMFIX** through hole, it may penetrate into the drawbar mechanism area and prevent proper clamping.

Correct clamping	Wrong clamping
✔	✗
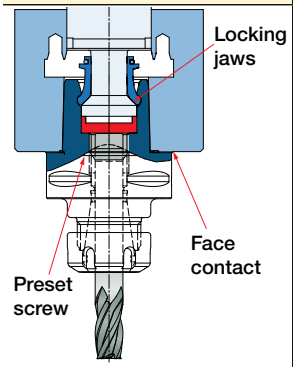	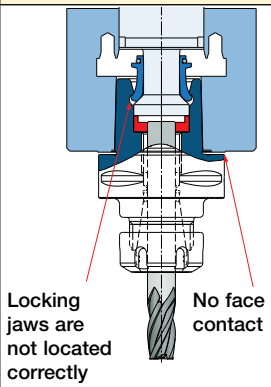
Use a preset screw to prevent the cutter shank from entering into the clamping mechanism zone, so the drawbar locking jaws can function correctly.	The cutter shank enters into the locking mechanism zone, preventing the drawbar locking jaws to reach their correct clamping position.

In order to prevent too deep insertion of the cutting tools, the short length ER16, 20, 25, 32, 40 collet chucks and EM 6-50 mm endmill holders are equipped with permanent stoppers.

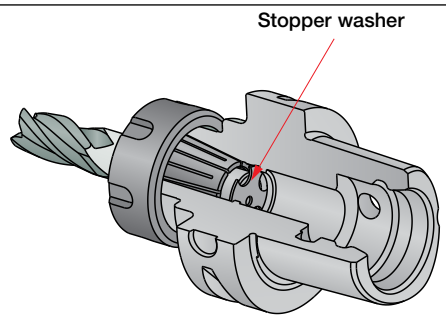

ER chucks

A special washer is installed as a permanent stopper.

CAMFIX

C#-ER

DIN 6499 ER Collet Chucks
with CAMFIX (ISO 26623-1)
Exchangeable Tapered Shanks

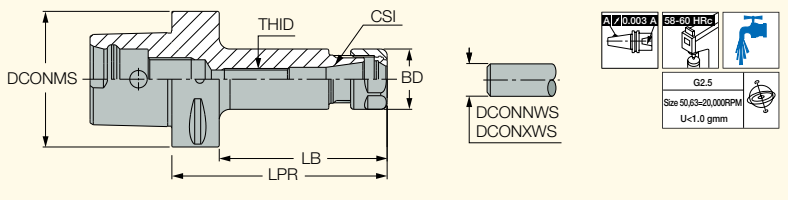

Designation	DCONMS	CSI	DCONNWS(2)	DCONXWS(3)	BD	LPR	LB	THID	CDI(4)	kg
C3 ER16X45	32.00	ER16	1.0	10.0	28.00	45.00	30.0	-	0	0.20
C3 ER20X45	32.00	ER20	1.0	13.0	34.00	45.00	30.0	-	0	0.22
C4 ER16X70	40.00	ER16	1.0	10.0	28.00	70.00	50.0	M10	1	0.38
C4 ER20X35 (1)	40.00	ER20	1.0	13.0	34.00	35.00	27.0	-	1	0.16
C4 ER20X52	40.00	ER20	1.0	13.0	34.00	52.00	32.0	-	1	0.29
C4 ER25X38 (1)	40.00	ER25	1.0	16.0	42.00	38.00	30.0	-	1	0.18
C4 ER25X52	40.00	ER25	1.0	16.0	42.00	52.00	32.0	-	1	0.30
C4 ER32X54	40.00	ER32	2.0	20.0	50.00	54.00	34.0	-	1	0.48
C5 ER16X100	50.00	ER16	1.0	10.0	28.00	100.00	80.0	M10	1	0.78
C5 ER16X130	50.00	ER16	1.0	10.0	28.00	130.00	110.0	M10	1	0.79
C5 ER20X055	50.00	ER20	1.0	13.0	34.00	55.00	35.0	-	1	0.50
C5 ER20X100	50.00	ER20	1.0	13.0	34.00	100.00	80.0	M12	1	0.79
C5 ER20X130	50.00	ER20	1.0	13.0	34.00	130.00	110.0	M12	1	0.97
C5 ER25X055	50.00	ER25	1.0	16.0	42.00	55.00	35.0	-	1	0.52
C5 ER25X100	50.00	ER25	1.0	16.0	42.00	100.00	80.0	M16	1	0.93
C5 ER32X057	50.00	ER32	2.0	20.0	50.00	57.00	36.0	-	1	0.50
C5 ER32X100	50.00	ER32	2.0	20.0	50.00	100.00	36.0	M22X1.5	1	1.05
C6 ER16X100	63.00	ER16	1.0	10.0	28.00	100.00	78.0	M10	1	0.99
C6 ER16X130	63.00	ER16	1.0	10.0	28.00	130.00	108.0	M10	1	1.12
C6 ER16X160	63.00	ER16	1.0	10.0	28.00	160.00	138.0	M10	1	1.24
C6 ER20X060	63.00	ER20	1.0	13.0	34.00	60.00	38.0	-	1	0.84
C6 ER20X100	63.00	ER20	1.0	13.0	34.00	100.00	78.0	M12	1	1.09
C6 ER20X130	63.00	ER20	1.0	13.0	34.00	130.00	108.0	M12	1	1.26
C6 ER20X160	63.00	ER20	1.0	13.0	34.00	160.00	138.0	M12	1	1.47
C6 ER25X060	63.00	ER25	1.0	16.0	42.00	60.00	38.0	-	1	0.86
C6 ER25X100	63.00	ER25	1.0	16.0	42.00	100.00	78.0	M16	1	1.39
C6 ER25X130	63.00	ER25	1.0	16.0	42.00	130.00	108.0	M16	1	1.68
C6 ER25X160	63.00	ER25	1.0	16.0	42.00	160.00	138.0	M16	1	1.83
C6 ER32X060	63.00	ER32	2.0	20.0	50.00	60.00	36.0	-	1	1.06
C6 ER32X100	63.00	ER32	2.0	20.0	50.00	100.00	78.0	M22X1.5	1	1.38
C6 ER32X130	63.00	ER32	2.0	20.0	50.00	130.00	108.0	M22X1.5	1	1.75
C6 ER32X160	63.00	ER32	2.0	20.0	50.00	160.00	138.0	M22X1.5	1	2.21
C6 ER40X065	63.00	ER40	3.0	26.0	63.00	65.00	37.0	-	1	0.93
C6 ER40X100	63.00	ER40	3.0	26.0	63.00	100.00	78.0	M28X1.5	1	1.59
C6 ER40X130	63.00	ER40	3.0	26.0	63.00	130.00	108.0	M28X1.5	1	2.18
C8 ER32X100	80.00	ER32	2.0	20.0	50.00	100.00	70.0	M22x1.5	1	2.20
C8 ER32X160	80.00	ER32	2.0	20.0	50.00	160.00	130.0	M22x1.5	1	3.08
C8 ER32X70	80.00	ER32	2.0	20.0	50.00	70.00	40.0	-	1	1.81
C8 ER40X100	80.00	ER40	3.0	26.0	63.00	100.00	70.0	M28x1.5	1	0.86
C8 ER40X160	80.00	ER40	3.0	26.0	63.00	160.00	130.0	M28x1.5	1	3.80
C8 ER40X70	80.00	ER40	3.0	26.0	63.00	70.00	40.0	-	1	1.82

(1) Short adapter without gripper grooves: NOT for ATC.Cannot be used in CAMFIX modular system (Extension, Reduction atc.)
(2) Minimum diameter
(3) Maximum diameter (1) 1 - Hole for data chip, 0 - Without hole for data chip

Spare Parts

Designation				
C3 ER16X45	NUT ER16 TOP	WRENCH ER16*	COOLING TUBE C3*	WRENCH COOL TUBE C3*
C3 ER20X45	NUT ER20 TOP	WRENCH ER20*	COOLING TUBE C3*	WRENCH COOL TUBE C3*
C4 ER16X70	NUT ER16 TOP	WRENCH ER16*	COOLING TUBE C4*	WRENCH COOL TUBE C4*
C4 ER20X35	NUT ER20 TOP	WRENCH ER20*	COOLING TUBE C4*	WRENCH COOL TUBE C4*
C4 ER20X52	NUT ER20 TOP	WRENCH ER20*	COOLING TUBE C4*	WRENCH COOL TUBE C4*
C4 ER25X38	NUT ER25 TOP	WRENCH ER25*	COOLING TUBE C4*	WRENCH COOL TUBE C4*
C4 ER25X52	NUT ER25 TOP	WRENCH ER25*	COOLING TUBE C4*	WRENCH COOL TUBE C4*
C4 ER32X54	NUT ER32 TOP	WRENCH ER32*	COOLING TUBE C4*	WRENCH COOL TUBE C4*
C5 ER16X100	NUT ER16 TOP	WRENCH ER16*	COOLING TUBE C5*	WRENCH COOL TUBE C5*
C5 ER16X130	NUT ER16 TOP	WRENCH ER16*	COOLING TUBE C5*	WRENCH COOL TUBE C5*
C5 ER20X055	NUT ER20 TOP	WRENCH ER20*	COOLING TUBE C5*	WRENCH COOL TUBE C5*
C5 ER20X100	NUT ER20 TOP	WRENCH ER20*	COOLING TUBE C5*	WRENCH COOL TUBE C5*
C5 ER20X130	NUT ER20 TOP	WRENCH ER20*	COOLING TUBE C5*	WRENCH COOL TUBE C5*
C5 ER25X055	NUT ER25 TOP	WRENCH ER25*	COOLING TUBE C5*	WRENCH COOL TUBE C5*
C5 ER25X100	NUT ER25 TOP	WRENCH ER25*	COOLING TUBE C5*	WRENCH COOL TUBE C5*
C5 ER32X057	NUT ER32 TOP	WRENCH ER32*	COOLING TUBE C5*	WRENCH COOL TUBE C5*
C5 ER32X100	NUT ER32 TOP	WRENCH ER32*	COOLING TUBE C5*	WRENCH COOL TUBE C5*
C6 ER16X100	NUT ER16 TOP	WRENCH ER16*	COOLING TUBE C6*	WRENCH COOL TUBE C6*
C6 ER16X130	NUT ER16 TOP	WRENCH ER16*	COOLING TUBE C6*	WRENCH COOL TUBE C6*
C6 ER16X160	NUT ER16 TOP	WRENCH ER16*	COOLING TUBE C6*	WRENCH COOL TUBE C6*
C6 ER20X060	NUT ER20 TOP	WRENCH ER20*	COOLING TUBE C6*	WRENCH COOL TUBE C6*
C6 ER20X100	NUT ER20 TOP	WRENCH ER20*	COOLING TUBE C6*	WRENCH COOL TUBE C6*
C6 ER20X130	NUT ER20 TOP	WRENCH ER20*	COOLING TUBE C6*	WRENCH COOL TUBE C6*
C6 ER20X160	NUT ER20 TOP	WRENCH ER20*	COOLING TUBE C6*	WRENCH COOL TUBE C6*
C6 ER25X060	NUT ER25 TOP	WRENCH ER25*	COOLING TUBE C6*	WRENCH COOL TUBE C6*
C6 ER25X100	NUT ER25 TOP	WRENCH ER25*	COOLING TUBE C6*	WRENCH COOL TUBE C6*
C6 ER25X130	NUT ER25 TOP	WRENCH ER25*	COOLING TUBE C6*	WRENCH COOL TUBE C6*
C6 ER25X160	NUT ER25 TOP	WRENCH ER25*	COOLING TUBE C6*	WRENCH COOL TUBE C6*
C6 ER32X060	NUT ER32 TOP	WRENCH ER32*	COOLING TUBE C6*	WRENCH COOL TUBE C6*
C6 ER32X100	NUT ER32 TOP	WRENCH ER32*	COOLING TUBE C6*	WRENCH COOL TUBE C6*
C6 ER32X130	NUT ER32 TOP	WRENCH ER32*	COOLING TUBE C6*	WRENCH COOL TUBE C6*
C6 ER32X160	NUT ER32 TOP	WRENCH ER32*	COOLING TUBE C6*	WRENCH COOL TUBE C6*
C6 ER40X065	NUT ER40 TOP	WRENCH ER40*	COOLING TUBE C6*	WRENCH COOL TUBE C6*
C6 ER40X100	NUT ER40 TOP	WRENCH ER40*	COOLING TUBE C6*	WRENCH COOL TUBE C6*
C6 ER40X130	NUT ER40 TOP	WRENCH ER40*	COOLING TUBE C6*	WRENCH COOL TUBE C6*
C8 ER32X100	NUT ER32 TOP	WRENCH ER32*	COOLING TUBE C8*	WRENCH COOL TUBE C8*
C8 ER32X160	NUT ER32 TOP	WRENCH ER32*	COOLING TUBE C8*	WRENCH COOL TUBE C8*
C8 ER32X70	NUT ER32 TOP	WRENCH ER32*	COOLING TUBE C8*	WRENCH COOL TUBE C8*
C8 ER40X100	NUT ER40 TOP	WRENCH ER40*	COOLING TUBE C8*	WRENCH COOL TUBE C8*
C8 ER40X160	NUT ER40 TOP	WRENCH ER40*	COOLING TUBE C8*	WRENCH COOL TUBE C8*
C8 ER40X70	NUT ER40 TOP	WRENCH ER40*	COOLING TUBE C8*	WRENCH COOL TUBE C8*

* Optional, should be ordered separately

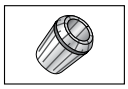
684-688

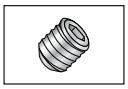
715


682-684

CAMFIX

C#-ER-M

DIN 6499 ER Long Mini Collet Chucks with CAMFIX (ISO 26623-1 standard) Exchangeable Tapered Shanks

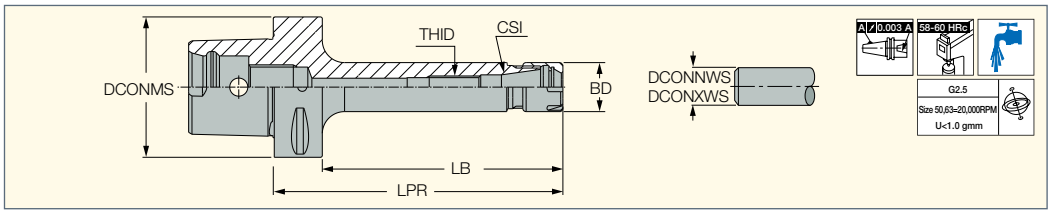

Designation	DCONMS	CSI	DCONNWS(1)	DCONXWS(2)	BD	LPR	LB	THID	CDI(3)	kg			
C4 ER16X70 M	40.00	ER16	0.5	10.0	22.00	70.00	50.0	M10	1	0.32	NUT ER16 MINI	COOLING TUBE C4*	WRENCH COOL TUBE C4*
C5 ER16X100 M	50.00	ER16	0.5	10.0	22.00	100.00	80.0	M10	1	0.57	NUT ER16 MINI	COOLING TUBE C5*	WRENCH COOL TUBE C5*
C5 ER16X130 M	50.00	ER16	0.5	10.0	22.00	130.00	110.0	M10	1	0.56	NUT ER16 MINI	COOLING TUBE C5*	WRENCH COOL TUBE C5*
C6 ER16X100 M	63.00	ER16	0.5	10.0	22.00	100.00	78.0	M10	1	0.90	NUT ER16 MINI	COOLING TUBE C6*	WRENCH COOL TUBE C6*
C6 ER16X130 M	63.00	ER16	0.5	10.0	22.00	130.00	108.0	M10	1	1.07	NUT ER16 MINI	COOLING TUBE C6*	WRENCH COOL TUBE C6*
C6 ER16X160 M	63.00	ER16	0.5	10.0	22.00	160.00	138.0	M10	1	1.07	NUT ER16 MINI	COOLING TUBE C6*	WRENCH COOL TUBE C6*

(1) Minimum diameter
(2) Maximum diameter (1) 1 - Hole for data chip, 0 - Without hole for data chip
* Optional, should be ordered separately

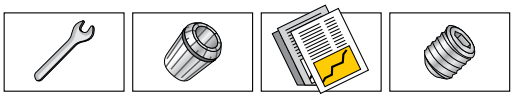
715 684-688 682-684 715

CAMFIX MAXIN

C#-MAXIN

MAXIN Power Chucks with CAMFIX (ISO 26623-1 standard) Exchangeable Shanks

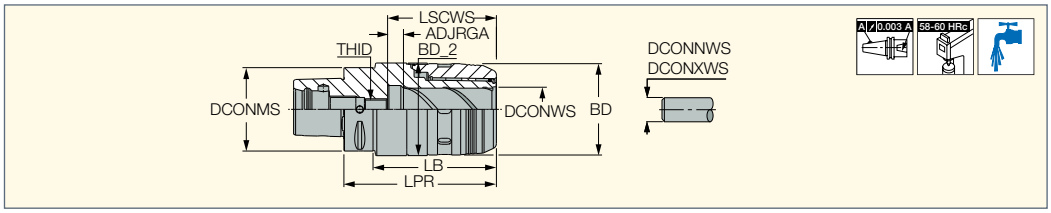

Designation	DCONMS	DCONNWS(1)	DCONXWS(2)	BD	BD_2	LPR	LB	ADJRGA	LSCWS	THID	CDI(3)	kg
C5 MAXIN 20X100	50.00	6.0	20.0	51.00	53.00	96.00	75.0	12.00	67.0	M16	1	0.87
C6 MAXIN20X95	63.00	6.0	20.0	51.00	53.00	96.00	73.0	12.00	67.0	M16	1	1.10
C6 MAXIN32X115	63.00	6.0	32.0	69.00	70.00	115.00	93.0	12.00	82.0	M16	1	2.88
C8 MAXIN20X95	80.00	6.0	20.0	51.00	53.00	96.00	65.0	12.00	67.0	M16	1	2.05
C8 MAXIN32X115	80.00	6.0	32.0	69.00	70.00	115.00	85.0	12.00	82.0	M16	1	2.83

• Can be used for carbide and HSS tools • The adjustment screw has an internal coolant hole • Use of DCONXWS diameter tools provides best performance, as collets reduce the gripping force.
(1) Minimum diameter by using a reduction collet
(2) Maximum diameter by using a reduction collet (1) 1 - Hole for data chip, 0 - Without hole for data chip

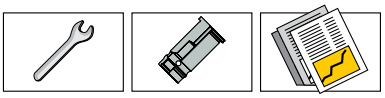
716 697,718 556-557

Spare Parts

Designation				
C5 MAXIN 20X100	COOLING TUBE C5*	WRENCH COOL TUBE C5*	WRENCH MAXIN 20 HOOK*	EXTRACTOR SC COLLETS*
C6 MAXIN20X95	COOLING TUBE C6*	WRENCH COOL TUBE C6*	WRENCH MAXIN 20 HOOK*	EXTRACTOR SC COLLETS*
C6 MAXIN32X115	COOLING TUBE C6*	WRENCH COOL TUBE C6*	WRENCH MAXIN 32 HOOK*	EXTRACTOR SC COLLETS*
C8 MAXIN20X95	COOLING TUBE C8*	WRENCH COOL TUBE C8*	WRENCH MAXIN 20 HOOK*	EXTRACTOR SC COLLETS*
C8 MAXIN32X115	COOLING TUBE C8*	WRENCH COOL TUBE C8*	WRENCH MAXIN 32 HOOK*	EXTRACTOR SC COLLETS*

* Optional, should be ordered separately

HYDROFIT CAMFIX HOLDING LINE

C#-HYDRO HD

Hydraulic Chucks with CAMFIX Shanks

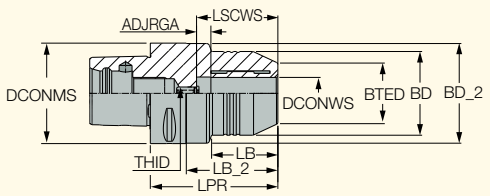

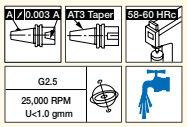

Designation	DCONMS	DCONWS	BTED	BD	BD_2	LB	LB_2	LPR	ADJRGA	LSCWS	THID	kg
C4 HYDRO 12X65 HD	40.00	12.00	32.00	-	39.50	-	44.00	65.00	10.00	46.00	M8X1	0.66
C4 HYDRO 20X83 HD	40.00	20.00	38.00	-	45.50	-	62.40	83.00	10.00	51.00	M8X1	0.67
C5 HYDRO 12X70 HD	50.00	12.00	32.00	42.00	49.50	33.00	50.00	70.00	10.00	46.00	M8X1	1.44
C5 HYDRO 20X75 HD	50.00	20.00	38.00	-	49.50	-	54.00	75.00	10.00	51.00	M8X1	1.44
C6 HYDRO 12X75 HD	63.00	12.00	32.00	42.00	62.50	33.00	53.00	75.00	10.00	51.00	M8X1	1.44
C6 HYDRO 20X80 HD	63.00	20.00	38.00	53.00	62.50	41.00	57.40	80.00	10.00	51.00	M8X1	1.59
C6 HYDRO 20X120 HD	63.00	20.00	38.00	52.50	62.50	41.00	97.40	120.00	10.00	51.00	M8X1	2.51
C6 HYDRO 32X90 HD	63.00	32.00	58.50	-	62.50	-	67.00	90.00	10.00	61.00	M8X1	1.94

CAMFIX

C#-EM

DIN 1835 Form B Weldon Endmill Holders with CAMFIX (ISO 26623-1) Exchangeable Tapered Shanks

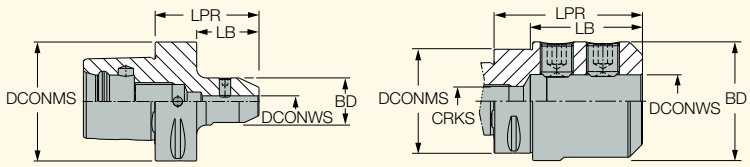

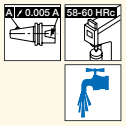

Designation	DCONMS	DCONWS	BD	LPR	LB	CRKS	CDI(1)	kg				
C3 EM 6X45	32.00	6.00	25.00	45.00	30.0	M12	0	0.23	SR M6X10 DIN1835B	HW 3.0*	COOLING TUBE C3*	WRENCH COOL TUBE C3*
C3 EM 8X45	32.00	8.00	28.00	45.00	30.0	M12	0	0.25	SR M8X10 DIN1835-B	HW 4.0*	COOLING TUBE C3*	WRENCH COOL TUBE C3*
C3 EM10X50	32.00	10.00	35.00	50.00	35.0	M12	0	0.35	SR M10X12 DIN1835-B	HW 5.0*	COOLING TUBE C3*	WRENCH COOL TUBE C3*
C3 EM12X55	32.00	12.00	42.00	55.00	40.0	M12	0	0.40	SR M12X16 DIN1835-B	HW 6.0*	COOLING TUBE C3*	WRENCH COOL TUBE C3*
C4 EM10X50	40.00	10.00	35.00	50.00	30.0	M14	1	0.42	SR M10X12 DIN1835-B	HW 5.0*	COOLING TUBE C4*	WRENCH COOL TUBE C4*
C4 EM12X55	40.00	12.00	42.00	55.00	35.0	M14	1	0.54	SR M12X16 DIN1835-B	HW 6.0*	COOLING TUBE C4*	WRENCH COOL TUBE C4*
C4 EM14X55	40.00	14.00	44.00	55.00	35.0	M14	1	0.57	SR M12X16 DIN1835-B	HW 6.0*	COOLING TUBE C4*	WRENCH COOL TUBE C4*
C4 EM16X60	40.00	16.00	48.00	60.00	40.0	M14	1	0.68	SR M14X16 DIN1835-B	HW 6.0*	COOLING TUBE C4*	WRENCH COOL TUBE C4*
C4 EM6X50	40.00	6.00	25.00	50.00	30.0	M14	1	0.35	SR M6X10 DIN1835B	HW 3.0*	COOLING TUBE C4*	WRENCH COOL TUBE C4*
C4 EM8X50	40.00	8.00	28.00	50.00	30.0	M14	1	0.37	SR M8X10 DIN1835-B	HW 4.0*	COOLING TUBE C4*	WRENCH COOL TUBE C4*
C5 EM10X55	50.00	10.00	35.00	55.00	35.0	M16	1	0.69	SR M10X12 DIN1835-B	HW 5.0*	COOLING TUBE C5*	WRENCH COOL TUBE C5*
C5 EM12X60	50.00	12.00	42.00	60.00	40.0	M16	1	0.83	SR M12X16 DIN1835-B	HW 6.0*	COOLING TUBE C5*	WRENCH COOL TUBE C5*
C5 EM14X60	50.00	14.00	44.00	60.00	40.0	M16	1	0.87	SR M12X16 DIN1835-B	HW 6.0*	COOLING TUBE C5*	WRENCH COOL TUBE C5*
C5 EM16X60	50.00	16.00	48.00	60.00	40.0	M16	1	0.85	SR M14X16 DIN1835-B	HW 6.0*	COOLING TUBE C5*	WRENCH COOL TUBE C5*
C5 EM18X60	50.00	18.00	50.00	60.00	40.0	M16	1	0.46	SR M14X16 DIN1835-B	HW 6.0*	COOLING TUBE C5*	WRENCH COOL TUBE C5*
C5 EM20X60	50.00	20.00	52.00	60.00	40.0	M16	1	0.90	SR M16X16 DIN1835-B	HW 8.0*	COOLING TUBE C5*	WRENCH COOL TUBE C5*
C5 EM25X85	50.00	25.00	65.00	85.00	65.0	M16	1	1.66	SR M18X2X20 DIN1835-B	HW 10.0*	COOLING TUBE C5*	WRENCH COOL TUBE C5*
C5 EM6X50	50.00	6.00	25.00	50.00	30.0	M16	1	0.52	SR M6X10 DIN1835B	HW 3.0*	COOLING TUBE C5*	WRENCH COOL TUBE C5*
C5 EM8X50	50.00	8.00	28.00	50.00	30.0	M16	1	0.54	SR M8X10 DIN1835-B	HW 4.0*	COOLING TUBE C5*	WRENCH COOL TUBE C5*
C6 EM10X60	63.00	10.00	35.00	60.00	38.0	M20	1	1.00	SR M10X12 DIN1835-B	HW 5.0*	COOLING TUBE C6*	WRENCH COOL TUBE C6*
C6 EM12X60	63.00	12.00	42.00	60.00	38.0	M20	1	1.08	SR M12X16 DIN1835-B	HW 6.0*	COOLING TUBE C6*	WRENCH COOL TUBE C6*
C6 EM14X60	63.00	14.00	44.00	60.00	38.0	M20	1	1.11	SR M12X16 DIN1835-B	HW 6.0*	COOLING TUBE C6*	WRENCH COOL TUBE C6*
C6 EM16X65	63.00	16.00	48.00	65.00	43.0	M20	1	1.25	SR M14X16 DIN1835-B	HW 6.0*	COOLING TUBE C6*	WRENCH COOL TUBE C6*
C6 EM18X65	63.00	18.00	50.00	65.00	43.0	M20	1	1.20	SR M14X16 DIN1835-B	HW 6.0*	COOLING TUBE C6*	WRENCH COOL TUBE C6*
C6 EM20X65	63.00	20.00	52.00	65.00	43.0	M20	1	1.26	SR M16X16 DIN1835-B	HW 8.0*	COOLING TUBE C6*	WRENCH COOL TUBE C6*
C6 EM25X80	63.00	25.00	65.00	80.00	58.0	M20	1	1.83	SR M18X2X20 DIN1835-B	HW 10.0*	COOLING TUBE C6*	WRENCH COOL TUBE C6*
C6 EM32X90	63.00	32.00	72.00	90.00	68.0	M20	1	2.28	SR M20X2X20 DIN1835-B	HW 10.0*	COOLING TUBE C6*	WRENCH COOL TUBE C6*
C6 EM40X100	63.00	40.00	90.00	100.00	78.0	M20	1	3.43	SR M20X2X20 DIN1835-B	HW 10.0*	COOLING TUBE C6*	WRENCH COOL TUBE C6*
C6 EM6X55	63.00	6.00	25.00	55.00	33.0	M20	1	0.86	SR M6X10 DIN1835B	HW 3.0*	COOLING TUBE C6*	WRENCH COOL TUBE C6*
C6 EM8X55	63.00	8.00	28.00	55.00	33.0	M20	1	0.89	SR M8X10 DIN1835-B	HW 4.0*	COOLING TUBE C6*	WRENCH COOL TUBE C6*
C8 EM10X70	80.00	10.00	35.00	70.00	40.0	M20	1	2.00	SR M10X12 DIN1835-B	HW 5.0*	COOLING TUBE C8*	WRENCH COOL TUBE C8*
C8 EM12X70	80.00	12.00	42.00	70.00	40.0	M20	1	2.20	SR M12X16 DIN1835-B	HW 6.0*	COOLING TUBE C8*	WRENCH COOL TUBE C8*
C8 EM14X70	80.00	14.00	44.00	70.00	40.0	M20	1	2.10	SR M12X16 DIN1835-B	HW 6.0*	COOLING TUBE C8*	WRENCH COOL TUBE C8*
C8 EM16X70	80.00	16.00	48.00	70.00	40.0	M20	1	2.16	SR M14X16 DIN1835-B	HW 6.0*	COOLING TUBE C8*	WRENCH COOL TUBE C8*
C8 EM18X70	80.00	18.00	50.00	70.00	40.0	M20	1	2.16	SR M14X16 DIN1835-B	HW 6.0*	COOLING TUBE C8*	WRENCH COOL TUBE C8*
C8 EM20X70	80.00	20.00	52.00	70.00	40.0	M20	1	2.18	SR M16X16 DIN1835-B	HW 8.0*	COOLING TUBE C8*	WRENCH COOL TUBE C8*
C8 EM25X90	80.00	25.00	65.00	90.00	60.0	M20	1	2.89	SR M18X2X20 DIN1835-B	HW 10.0*	COOLING TUBE C8*	WRENCH COOL TUBE C8*
C8 EM32X95	80.00	32.00	72.00	95.00	65.0	M20	1	3.20	SR M20X2X20 DIN1835-B	HW 10.0*	COOLING TUBE C8*	WRENCH COOL TUBE C8*
C8 EM40X110	80.00	40.00	90.00	110.00	80.0	M20	1	4.73	SR M20X2X20 DIN1835-B	HW 10.0*	COOLING TUBE C8*	WRENCH COOL TUBE C8*
C8 EM50X120	80.00	50.00	98.00	120.00	90.0	M20	1	5.30	SR M24X2X25 DIN1835-B	HW 12.0*	COOLING TUBE C8*	WRENCH COOL TUBE C8*
C8 EM6X70	80.00	6.00	25.00	70.00	40.0	M20	1	1.86	SR M6X10 DIN1835B	HW 3.0*	COOLING TUBE C8*	WRENCH COOL TUBE C8*
C8 EM8X70	80.00	8.00	28.00	70.00	40.0	M20	1	1.90	SR M8X10 DIN1835-B	HW 4.0*	COOLING TUBE C8*	WRENCH COOL TUBE C8*

* Optional, should be ordered separately (1) 1 - Hole for data chip, 0 - Without hole for data chip

CAMFIX

C#-EM-E

DIN 1835 Form E Drill Holders
with CAMFIX (ISO 26623-1)
Exchangeable Tapered Shanks

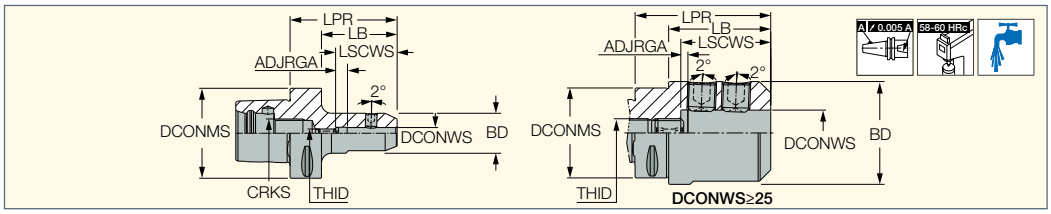

Designation	DCONMS	DCONWS	BD	LPR	ADJRGA	LSCWS	LB	CRKS	THID	CDI[1]	kg
C3 EM 6X70 E	32.00	6.00	25.00	70.00	5.00	35.0	50.0	M12	M5	0	0.30
C4 EM6X70 E	40.00	6.00	25.00	70.00	5.00	35.0	50.0	M14	M5	1	0.42
C4 EM8X70 E	40.00	8.00	28.00	70.00	8.00	43.0	50.0	M14	M6	1	0.46
C4 EM10X70 E	40.00	10.00	35.00	70.00	6.00	45.0	50.0	M14	M8	1	0.57
C4 EM12X75 E	40.00	12.00	42.00	75.00	5.00	49.0	55.0	M14	M10	1	0.75
C4 EM14X75 E	40.00	14.00	44.00	75.00	5.00	49.0	55.0	M14	M10	1	0.79
C5 EM10X70 E	50.00	10.00	35.00	70.00	6.00	45.0	50.0	M16	M8	1	0.75
C5 EM12X75 E	50.00	12.00	42.00	75.00	5.00	49.0	55.0	M16	M10	1	1.01
C5 EM14X75 E	50.00	14.00	44.00	75.00	5.00	49.0	55.0	M16	M10	1	0.97
C5 EM16X80 E	50.00	16.00	48.00	80.00	5.00	52.0	60.0	M16	M12	1	1.21
C5 EM18X80 E	50.00	18.00	50.00	80.00	5.00	52.0	60.0	M16	M12	1	1.18
C5 EM20X85 E	50.00	20.00	52.00	85.00	6.00	55.0	65.0	M16	M16	1	1.29
C6 EM6X75 E	63.00	6.00	25.00	75.00	6.00	36.0	53.0	M20	M5	1	0.93
C6 EM8X75 E	63.00	8.00	28.00	75.00	8.00	43.0	53.0	M20	M6	1	1.00
C6 EM10X75 E	63.00	10.00	35.00	75.00	7.00	46.0	53.0	M20	M8	1	1.17
C6 EM12X80 E	63.00	12.00	42.00	80.00	5.00	49.0	58.0	M20	M10	1	1.37
C6 EM14X80 E	63.00	14.00	44.00	80.00	5.00	49.0	58.0	M20	M10	1	1.34
C6 EM16X85 E	63.00	16.00	48.00	85.00	5.00	52.0	63.0	M20	M12	1	1.49
C6 EM18X85 E	63.00	18.00	50.00	85.00	5.00	52.0	63.0	M20	M12	1	1.63
C6 EM20X85 E	63.00	20.00	52.00	85.00	6.00	55.0	63.0	M20	M16	1	1.57
C6 EM25X90 E	63.00	25.00	65.00	90.00	6.00	60.0	68.0	M20	M20	1	2.10
C6 EM32X95 E	63.00	32.00	72.00	95.00	5.00	63.0	73.0	M20	M20	1	2.50
C8 EM8X65E	80.00	8.00	28.00	65.00	8.00	43.0	35.0	M20	M6	1	1.90
C8 EM10X65E	80.00	10.00	35.00	65.00	7.00	46.0	35.0	M20	M8	1	1.96
C8 EM12X70E	80.00	12.00	42.00	70.00	5.00	49.0	40.0	M20	M10	1	2.10
C8 EM14X70E	80.00	14.00	44.00	70.00	5.00	49.0	40.0	M20	M10	1	2.12
C8 EM16X75E	80.00	16.00	48.00	75.00	5.00	52.0	45.0	M20	M12	1	2.10
C8 EM18X75E	80.00	18.00	50.00	75.00	5.00	52.0	45.0	M20	M12	1	2.26
C8 EM20X80E	80.00	20.00	52.00	80.00	8.00	57.0	50.0	M20	M16	1	2.36
C8 EM25X90E	80.00	25.00	65.00	90.00	6.00	60.0	60.0	M20	M20	1	2.89
C8 EM32X95E	80.00	32.00	72.00	95.00	6.00	64.0	65.0	M20	M20	1	3.24

- The adjustment screw has an internal coolant hole.

[1] 1 - Hole for data chip, 0 - Without hole for data chip

Spare Parts

Designation						
C3 EM 6X70 E	SR M6X10 DIN1835B	PRESET M5X18B	HW 3.0*	HW 2.5*	COOLING TUBE C3*	WRENCH COOL TUBE C3*
C4 EM6X70 E	SR M6X10 DIN1835B	PRESET M5X18B	HW 3.0*	HW 2.5*	COOLING TUBE C4*	WRENCH COOL TUBE C4*
C4 EM8X70 E	SR M8X10 DIN1835-B	PRESET CAP M6X12B	HW 3.0*	HW 4.0*	COOLING TUBE C4*	WRENCH COOL TUBE C4*
C4 EM10X70 E	SR M10X12 DIN1835-B	PRESET CAP M8X12B	HW 4.0*	HW 5.0*	COOLING TUBE C4*	WRENCH COOL TUBE C4*
C4 EM12X75 E	SR M12X16 DIN1835-B	PRESET CX M10X16	HW 5.0*	HW 6.0*	COOLING TUBE C4*	WRENCH COOL TUBE C4*
C4 EM14X75 E	SR M12X16 DIN1835-B	PRESET CX M10X16	HW 5.0*	HW 6.0*	COOLING TUBE C4*	WRENCH COOL TUBE C4*
C5 EM10X70 E	SR M10X12 DIN1835-B	PRESET CAP M8X12B	HW 4.0*	HW 5.0*	COOLING TUBE C5*	WRENCH COOL TUBE C5*
C5 EM12X75 E	SR M12X16 DIN1835-B	PRESET CX M10X16	HW 5.0*	HW 6.0*	COOLING TUBE C5*	WRENCH COOL TUBE C5*
C5 EM14X75 E	SR M12X16 DIN1835-B	PRESET CX M10X16	HW 5.0*	HW 6.0*	COOLING TUBE C5*	WRENCH COOL TUBE C5*
C5 EM16X80 E	SR M14X16 DIN1835-B	PRESET CX M12X16	HW 6.0*	HW 6.0*	COOLING TUBE C5*	WRENCH COOL TUBE C5*
C5 EM18X80 E	SR M14X16 DIN1835-B	PRESET CX M12X16	HW 6.0*	HW 6.0*	COOLING TUBE C5*	WRENCH COOL TUBE C5*
C5 EM20X85 E	SR M16X16 DIN1835-B	PRESET CX M16X14	HW 8.0*	HW 8.0*	COOLING TUBE C5*	WRENCH COOL TUBE C5*
C6 EM6X75 E	SR M6X10 DIN1835B	PRESET M5X18B	HW 3.0*	HW 2.5*	COOLING TUBE C6*	WRENCH COOL TUBE C6*
C6 EM8X75 E	SR M8X10 DIN1835-B	PRESET CAP M6X12B	HW 3.0*	HW 4.0*	COOLING TUBE C6*	WRENCH COOL TUBE C6*
C6 EM10X75 E	SR M10X12 DIN1835-B	PRESET CAP M8X12B	HW 4.0*	HW 5.0*	COOLING TUBE C6*	WRENCH COOL TUBE C6*
C6 EM12X80 E	SR M12X16 DIN1835-B	PRESET CX M10X16	HW 5.0*	HW 6.0*	COOLING TUBE C6*	WRENCH COOL TUBE C6*
C6 EM14X80 E	SR M12X16 DIN1835-B	PRESET CX M10X16	HW 5.0*	HW 6.0*	COOLING TUBE C6*	WRENCH COOL TUBE C6*
C6 EM16X85 E	SR M14X16 DIN1835-B	PRESET CX M12X16	HW 6.0*	HW 6.0*	COOLING TUBE C6*	WRENCH COOL TUBE C6*
C6 EM18X85 E	SR M14X16 DIN1835-B	PRESET CX M12X16	HW 6.0*	HW 6.0*	COOLING TUBE C6*	WRENCH COOL TUBE C6*
C6 EM20X85 E	SR M16X16 DIN1835-B	PRESET CX M16X14	HW 8.0*	HW 8.0*	COOLING TUBE C6*	WRENCH COOL TUBE C6*
C6 EM25X90 E	SR M18X2X20 DIN1835-B	PRESET M20X20E	HW 10.0*	HW 6.0*	COOLING TUBE C6*	WRENCH COOL TUBE C6*
C6 EM32X95 E	SR M20X2X20 DIN1835-B	PRESET M20X20E	HW 10.0*	HW 6.0*	COOLING TUBE C6*	WRENCH COOL TUBE C6*
C8 EM8X65E	SR M8X10 DIN1835-B	PRESET CAP M6X12B	HW 3.0*	HW 4.0*	COOLING TUBE C8*	WRENCH COOL TUBE C8*
C8 EM10X65E	SR M10X12 DIN1835-B	PRESET CAP M8X12B	HW 4.0*	HW 5.0*	COOLING TUBE C8*	WRENCH COOL TUBE C8*
C8 EM12X70E	SR M12X16 DIN1835-B	PRESET CX M10X16	HW 5.0*	HW 6.0*	COOLING TUBE C8*	WRENCH COOL TUBE C8*
C8 EM14X70E	SR M12X16 DIN1835-B	PRESET CX M10X16	HW 5.0*	HW 6.0*	COOLING TUBE C8*	WRENCH COOL TUBE C8*
C8 EM16X75E	SR M14X16 DIN1835-B	PRESET CX M12X16	HW 6.0*		COOLING TUBE C8*	WRENCH COOL TUBE C8*
C8 EM18X75E	SR M14X16 DIN1835-B	PRESET CX M12X16	HW 6.0*		COOLING TUBE C8*	WRENCH COOL TUBE C8*
C8 EM20X80E	SR M16X16 DIN1835-B	PRESET CX M16X14	HW 8.0*		COOLING TUBE C8*	WRENCH COOL TUBE C8*
C8 EM25X90E	SR M18X2X20 DIN1835-B	PRESET M20X20E	HW 10.0*	HW 6.0*	COOLING TUBE C8*	WRENCH COOL TUBE C8*
C8 EM32X95E	SR M20X2X20 DIN1835-B	PRESET M20X20E	HW 10.0*	HW 6.0*	COOLING TUBE C8*	WRENCH COOL TUBE C8*

* Optional, should be ordered separately

SHRINKIN CAMFIX

C#-SRKIN

Thermal Shrink Chucks with Integral CAMFIX (ISO 26623-1) Tapered Shanks for Solid Carbide, HSS and Steel Tools

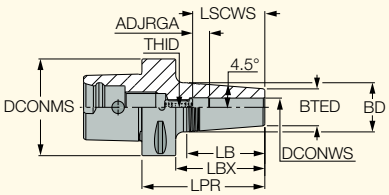

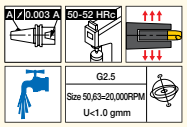

Designation	DCONMS	DCONWS	BTED	BD	LPR	LBX	LB	ADJRGA	LSCWS	THID	Key(1)	CDI(2)	kg
C4 SRKIN 10X75	40.00	10.00	24.00	32.00	75.00	55.0	50.80	11.00	42.0	M8	4.00	1	0.49
C4 SRKIN 12X75	40.00	12.00	24.00	32.00	75.00	55.0	50.80	11.00	47.0	M10	5.00	1	0.48
C4 SRKIN 14X80	40.00	14.00	27.00	34.00	80.00	60.0	44.50	11.00	47.0	M10	5.00	1	0.55
C4 SRKIN 16X80	40.00	16.00	27.00	34.00	80.00	60.0	44.50	11.00	50.0	M12	6.00	1	0.53
C4 SRKIN 18X80	40.00	18.00	33.00	42.00	80.00	60.0	57.20	11.00	50.0	M12	6.00	1	0.66
C4 SRKIN 20X85	40.00	20.00	33.00	42.00	85.00	65.0	57.20	11.00	52.0	M16	8.00	1	0.13
C4 SRKIN 6X75	40.00	6.00	21.00	27.00	75.00	55.0	38.10	11.00	36.0	M5	2.50	1	0.45
C4 SRKIN 8X75	40.00	8.00	21.00	27.00	75.00	55.0	38.10	11.00	36.0	M6	3.00	1	0.46
C5 SRKIN 10X75	50.00	10.00	24.00	32.00	75.00	55.0	51.30	11.00	42.0	M8	4.00	1	0.67
C5 SRKIN 12X75	50.00	12.00	24.00	32.00	75.00	55.0	51.30	11.00	47.0	M10	5.00	1	0.64
C5 SRKIN 14X80	50.00	14.00	27.00	34.00	80.00	60.0	44.50	11.00	47.0	M10	5.00	1	0.73
C5 SRKIN 16X80	50.00	16.00	27.00	34.00	80.00	60.0	44.50	11.00	50.0	M12	6.00	1	0.68
C5 SRKIN 18X80	50.00	18.00	33.00	42.00	80.00	60.0	57.20	11.00	50.0	M12	6.00	1	0.84
C5 SRKIN 20X85	50.00	20.00	33.00	42.00	85.00	65.0	57.20	11.00	52.0	M16	8.00	1	0.85
C5 SRKIN 25X90	50.00	25.00	44.00	53.00	90.00	70.0	57.20	11.00	58.0	M16	8.00	1	1.13
C5 SRKIN 6X75	50.00	6.00	21.00	27.00	75.00	55.0	38.10	11.00	36.0	M5	2.50	1	0.62
C5 SRKIN 8X75	50.00	8.00	21.00	27.00	75.00	55.0	38.10	11.00	36.0	M6	3.00	1	0.63
C6 SRKIN 10X80	63.00	10.00	24.00	32.00	80.00	58.0	50.80	11.00	42.0	M8	4.00	1	1.07
C6 SRKIN 12X80	63.00	12.00	24.00	32.00	80.00	58.0	50.80	11.00	47.0	M10	5.00	1	1.01
C6 SRKIN 14X85	63.00	14.00	27.00	34.00	85.00	63.0	44.50	11.00	47.0	M10	5.00	1	1.08
C6 SRKIN 16X85	63.00	16.00	27.00	34.00	85.00	63.0	44.50	11.00	50.0	M12	6.00	1	1.06
C6 SRKIN 18X85	63.00	18.00	33.00	42.00	85.00	63.0	57.20	11.00	50.0	M12	6.00	1	1.21
C6 SRKIN 20X85	63.00	20.00	33.00	42.00	85.00	63.0	57.20	11.00	52.0	M16	8.00	1	1.16
C6 SRKIN 25X90	63.00	25.00	44.00	53.00	90.00	68.0	57.20	11.00	58.0	M16	8.00	1	1.50
C6 SRKIN 32X95	63.00	32.00	44.00	53.00	95.00	73.0	57.20	11.00	58.0	M16	8.00	1	1.46
C6 SRKIN 6X80	63.00	6.00	21.00	27.00	80.00	58.0	38.10	11.00	36.0	M5	2.50	1	0.95
C6 SRKIN 8X80	63.00	8.00	21.00	27.00	80.00	58.0	38.10	11.00	36.0	M6	3.00	1	0.94

- The adjustment screw has an internal coolant hole
- Use only inductive heating device for SRKIN holders

(1) Hex key size for the rear stopper screw (1) 1 - Hole for data chip, 0 - Without hole for data chip

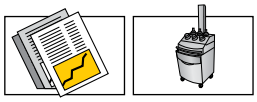

689-691 694-695

Spare Parts

Designation			
C4 SRKIN 10X75	PRESET CX M8X16	COOLING TUBE C4*	WRENCH COOL TUBE C4*
C4 SRKIN 12X75	PRESET CX M10X16	COOLING TUBE C4*	WRENCH COOL TUBE C4*
C4 SRKIN 14X80	PRESET CX M10X16	COOLING TUBE C4*	WRENCH COOL TUBE C4*
C4 SRKIN 16X80	PRESET CX M12X16	COOLING TUBE C4*	WRENCH COOL TUBE C4*
C4 SRKIN 18X80	PRESET CX M12X16	COOLING TUBE C4*	WRENCH COOL TUBE C4*
C4 SRKIN 20X85	PRESET CX M16X14	COOLING TUBE C4*	WRENCH COOL TUBE C4*
C4 SRKIN 6X75	PRESET M5X18B	COOLING TUBE C4*	WRENCH COOL TUBE C4*
C4 SRKIN 8X75	PRESET M6X20B	COOLING TUBE C4*	WRENCH COOL TUBE C4*
C5 SRKIN 10X75	PRESET CX M8X16	COOLING TUBE C5*	WRENCH COOL TUBE C5*
C5 SRKIN 12X75		COOLING TUBE C5*	WRENCH COOL TUBE C5*
C5 SRKIN 14X80	PRESET CX M10X16	COOLING TUBE C5*	WRENCH COOL TUBE C5*
C5 SRKIN 16X80	PRESET CX M12X16	COOLING TUBE C5*	WRENCH COOL TUBE C5*
C5 SRKIN 18X80	PRESET CX M12X16	COOLING TUBE C5*	WRENCH COOL TUBE C5*
C5 SRKIN 20X85	PRESET CX M16X14	COOLING TUBE C5*	WRENCH COOL TUBE C5*
C5 SRKIN 25X90	PRESET CX M16X14	COOLING TUBE C5*	WRENCH COOL TUBE C5*
C5 SRKIN 6X75	PRESET M5X18B	COOLING TUBE C5*	WRENCH COOL TUBE C5*
C5 SRKIN 8X75	PRESET M6X20B	COOLING TUBE C5*	WRENCH COOL TUBE C5*
C6 SRKIN 10X80	PRESET CX M8X16	COOLING TUBE C6*	WRENCH COOL TUBE C6*
C6 SRKIN 12X80	PRESET CX M10X16	COOLING TUBE C6*	WRENCH COOL TUBE C6*
C6 SRKIN 14X85	PRESET CX M10X16	COOLING TUBE C6*	WRENCH COOL TUBE C6*
C6 SRKIN 16X85	PRESET CX M12X16	COOLING TUBE C6*	WRENCH COOL TUBE C6*
C6 SRKIN 18X85	PRESET CX M12X16	COOLING TUBE C6*	WRENCH COOL TUBE C6*
C6 SRKIN 20X85	PRESET CX M16X14	COOLING TUBE C6*	WRENCH COOL TUBE C6*
C6 SRKIN 25X90	PRESET CX M16X14	COOLING TUBE C6*	WRENCH COOL TUBE C6*
C6 SRKIN 32X95	PRESET CX M16X14	COOLING TUBE C6*	WRENCH COOL TUBE C6*
C6 SRKIN 6X80	PRESET M5X18B	COOLING TUBE C6*	WRENCH COOL TUBE C6*
C6 SRKIN 8X80	PRESET M6X20B	COOLING TUBE C6*	WRENCH COOL TUBE C6*

* Optional, should be ordered separately

X-STREAM JET TOOLHOLDING

SHRINKIN CAMFIX

C#-SRKIN-CX

Thermal Shrink Chucks with CAMFIX (ISO 26623-1) Tapered Shank and Coolant Jet Channels along the Shank Bore

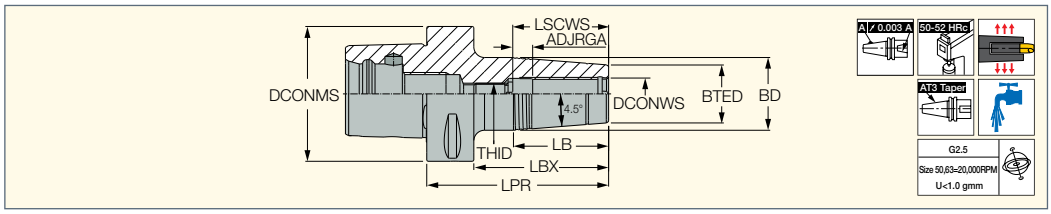

Designation	DCONMS	DCONWS	BTED	BD	LPR	LBX	LB	LSCWS	ADJRGA	THID	Key(1)	CDI(2)	kg
C6 SRKIN 6X80 CX	63.00	6.00	21.00	27.00	80.00	58.00	38.10	34.00	9.50	M5	2.50	1	0.95
C6 SRKIN 8X80 CX	63.00	8.00	21.00	27.00	80.00	58.00	38.10	34.00	9.50	M6	3.00	1	0.94
C6 SRKIN 10X80 CX	63.00	10.00	24.00	32.00	80.00	58.00	50.80	39.80	9.30	M8	4.00	1	1.07
C6 SRKIN 12X80 CX	63.00	12.00	24.00	32.00	80.00	58.00	50.80	44.80	9.30	M10	5.00	1	1.01
C6 SRKIN 14X85 CX	63.00	14.00	27.00	34.00	85.00	63.00	44.50	44.80	9.30	M10	5.00	1	1.08
C6 SRKIN 16X85 CX	63.00	16.00	27.00	34.00	85.00	63.00	44.50	47.80	9.30	M12	6.00	1	1.06
C6 SRKIN 18X85 CX	63.00	18.00	33.00	42.00	85.00	63.00	57.20	47.80	9.30	M12	6.00	1	1.21
C6 SRKIN 20X85 CX	63.00	20.00	33.00	42.00	85.00	63.00	57.20	49.00	8.50	M16	8.00	1	1.16
C6 SRKIN 25X90 CX	63.00	25.00	44.00	53.00	90.00	68.00	57.20	55.00	8.50	M16	8.00	1	1.50
C6 SRKIN 32X95 CX	63.00	32.00	44.00	53.00	95.00	73.00	57.20	59.00	8.50	M16	8.00	1	1.46
C8 SRKIN 6X90 CX	80.00	6.00	21.00	27.00	90.00	60.00	38.10	33.90	9.40	M5	2.50	1	2.05
C8 SRKIN 8X90 CX	80.00	8.00	21.00	27.00	90.00	60.00	38.10	34.00	9.50	M6	3.00	1	2.05
C8 SRKIN 10X90 CX	80.00	10.00	24.00	32.00	90.00	60.00	50.80	39.80	9.30	M8	4.00	1	2.10
C8 SRKIN 12X90 CX	80.00	12.00	24.00	32.00	90.00	60.00	50.80	44.80	9.30	M10	5.00	1	2.08
C8 SRKIN 12X120 CX	80.00	12.00	24.00	32.00	120.00	90.00	50.80	44.80	9.30	M10	5.00	1	0.00
C8 SRKIN 12X160 CX	80.00	12.00	24.00	32.00	160.00	130.00	50.80	44.80	9.30	M10	5.00	1	2.60
C8 SRKIN 16X95 CX	80.00	16.00	27.00	34.00	95.00	65.00	44.50	47.80	9.30	M12	6.00	1	0.00
C8 SRKIN 16X120 CX	80.00	16.00	27.00	34.00	120.00	90.00	44.50	47.80	9.30	M12	6.00	1	2.32
C8 SRKIN 16X160 CX	80.00	16.00	27.00	34.00	160.00	130.00	44.50	47.80	9.30	M12	6.00	1	2.66
C8 SRKIN 20X95 CX	80.00	20.00	33.00	42.00	95.00	65.00	57.20	49.00	8.50	M16	8.00	1	2.24
C8 SRKIN 25X100 CX	80.00	25.00	44.00	53.00	100.00	70.00	57.20	55.00	8.50	M16	8.00	1	2.49
C8 SRKIN 32X115 CX	80.00	32.00	44.00	53.00	115.00	85.00	57.20	59.00	8.50	M16	8.00	1	2.70

- Use only inductive heating device for SRKIN holders
- Preset screw CX allows supply of coolant via JET channels - do not remove

(1) Hex key size for the rear stopper screw

(2) 1 - Hole for data chip, 0 - Without hole for data chip

Spare Parts

Designation			
C6 SRKIN 6X80 CX	PRESET CX M5X13	COOLING TUBE C6*	WRENCH COOL TUBE C6*
C6 SRKIN 8X80 CX	PRESET CX M6X12	COOLING TUBE C6*	WRENCH COOL TUBE C6*
C6 SRKIN 10X80 CX	PRESET CX M8X16	COOLING TUBE C6*	WRENCH COOL TUBE C6*
C6 SRKIN 12X80 CX	PRESET CX M10X16	COOLING TUBE C6*	WRENCH COOL TUBE C6*
C6 SRKIN 14X85 CX	PRESET CX M10X16	COOLING TUBE C6*	WRENCH COOL TUBE C6*
C6 SRKIN 16X85 CX	PRESET CX M12X16	COOLING TUBE C6*	WRENCH COOL TUBE C6*
C6 SRKIN 18X85 CX	PRESET CX M12X16	COOLING TUBE C6*	WRENCH COOL TUBE C6*
C6 SRKIN 20X85 CX	PRESET CX M16X14	COOLING TUBE C6*	WRENCH COOL TUBE C6*
C6 SRKIN 25X90 CX	PRESET CX M16X14	COOLING TUBE C6*	WRENCH COOL TUBE C6*
C6 SRKIN 32X95 CX	PRESET CX M16X14	COOLING TUBE C6*	WRENCH COOL TUBE C6*
C8 SRKIN 6X90 CX	PRESET CX M5X13	COOLING TUBE C8*	WRENCH COOL TUBE C8*
C8 SRKIN 8X90 CX	PRESET CX M6X12	COOLING TUBE C8*	WRENCH COOL TUBE C8*
C8 SRKIN 10X90 CX	PRESET CX M8X16	COOLING TUBE C8*	WRENCH COOL TUBE C8*
C8 SRKIN 12X90 CX	PRESET CX M10X16	COOLING TUBE C8*	WRENCH COOL TUBE C8*
C8 SRKIN 12X120 CX	PRESET CX M10X16	COOLING TUBE C8*	WRENCH COOL TUBE C8*
C8 SRKIN 12X160 CX	PRESET CX M10X16	COOLING TUBE C8*	WRENCH COOL TUBE C8*
C8 SRKIN 16X95 CX	PRESET CX M12X16	COOLING TUBE C8*	WRENCH COOL TUBE C8*
C8 SRKIN 16X120 CX	PRESET CX M12X16	COOLING TUBE C8*	WRENCH COOL TUBE C8*
C8 SRKIN 16X160 CX	PRESET CX M12X16	COOLING TUBE C8*	WRENCH COOL TUBE C8*
C8 SRKIN 20X95 CX	PRESET CX M16X14	COOLING TUBE C8*	WRENCH COOL TUBE C8*
C8 SRKIN 25X100 CX	PRESET CX M16X14	COOLING TUBE C8*	WRENCH COOL TUBE C8*
C8 SRKIN 32X115 CX	PRESET CX M16X14	COOLING TUBE C8*	WRENCH COOL TUBE C8*

* Optional, should be ordered separately

CAMFIX

C#-SEM-C

ISO 3937 Shell Mill Holders with Coolant Holes and CAMFIX (ISO 26623-1) Exchangeable Tapered Shanks

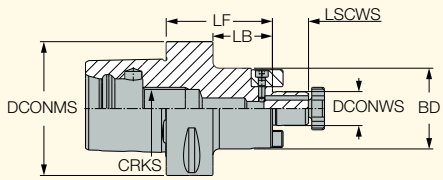

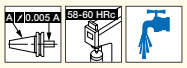

Designation	DCONMS	DCONWS	BD	LSCWS	LB	LF	CRKS	CDI(1)	kg
C3 SEM 16X30 C	32.00	16.00	38.00	17.00	13.0	30.00	M12	0	0.30
C4 SEM16X32 C	40.00	16.00	38.00	17.00	12.0	32.00	M14	1	0.36
C4 SEM16X55 C	40.00	16.00	38.00	17.00	35.0	55.00	M14	1	0.54
C4 SEM22X40 C	40.00	22.00	47.00	19.00	20.0	40.00	M14	1	0.52
C4 SEM22X55 C	40.00	22.00	47.00	19.00	33.0	55.00	M14	1	0.80
C5 SEM16X35 C	50.00	16.00	38.00	17.00	15.0	35.00	M16	1	0.57
C5 SEM16X70 C	50.00	16.00	38.00	17.00	50.0	70.00	M16	1	0.85
C5 SEM22X35 C	50.00	22.00	47.00	19.00	15.0	35.00	M16	1	0.65
C5 SEM22X70 C	50.00	22.00	47.00	19.00	50.0	70.00	M16	1	1.09
C5 SEM27X40 C	50.00	27.00	58.00	21.00	20.0	40.00	M16	1	0.85
C5 SEM32X40 C	50.00	32.00	63.00	24.00	20.0	40.00	M16	1	0.93
C6 SEM16X100 C	63.00	16.00	38.00	17.00	78.0	100.00	M20	1	1.41
C6 SEM16X50 C	63.00	16.00	38.00	17.00	28.0	50.00	M20	1	1.00
C6 SEM22X100 C	63.00	22.00	47.00	19.00	78.0	100.00	M20	1	1.81
C6 SEM22X50 C	63.00	22.00	47.00	19.00	28.0	50.00	M20	1	1.15
C6 SEM27X100 C	63.00	27.00	58.00	21.00	78.0	100.00	M20	1	2.33
C6 SEM27X60 C	63.00	27.00	58.00	21.00	37.0	60.00	M20	1	1.52
C6 SEM32X60 C	63.00	32.00	66.00	24.00	37.0	60.00	M16	1	1.79
C6 SEM40X60 C	63.00	40.00	82.00	27.00	37.0	60.00	M20	1	2.34
C8 SEM16X50 C	80.00	16.00	38.00	17.00	20.0	50.00	M20	1	1.90
C8 SEM16X100C	80.00	16.00	38.00	17.00	70.0	100.00	M20	1	2.32
C8 SEM22X50 C	80.00	22.00	47.00	19.00	20.0	50.00	M20	1	2.01
C8 SEM22X100C	80.00	22.00	47.00	19.00	70.0	100.00	M20	1	2.88
C8 SEM27X50 C	80.00	27.00	58.00	21.00	20.0	50.00	M20	1	2.18
C8 SEM27X100C	80.00	27.00	58.00	21.00	70.0	100.00	M20	1	3.14
C8 SEM32X50 C	80.00	32.00	66.00	24.00	20.0	50.00	M16	1	2.28
C8 SEM32X100C	80.00	32.00	66.00	24.00	70.0	100.00	M16	1	3.56
C8 SEM32X78X50C	80.00	32.00	78.00	24.00	20.0	50.00	M20	1	2.20
C8 SEM32X78X100C	80.00	32.00	78.00	24.00	70.0	100.00	M20	1	4.50
C8 SEM40X60 C	80.00	40.00	82.00	27.00	30.0	60.00	M20	1	2.99

(1) 1 - Hole for data chip, 0 - Without hole for data chip

Spare Parts

Designation							
C3 SEM 16X30 C	M8 CLAMP SCREW SEM16	DR.DOG 8S	SR M3X10DIN912	WRENCH M8 SEMC16*	HW 2.5*	COOLING TUBE C3*	WRENCH COOL TUBE C3*
C4 SEM16X32 C	M8 CLAMP SCREW SEM16	DR.DOG 8S	SR M3X10DIN912	WRENCH M8 SEMC16*	HW 2.5*	COOLING TUBE C4*	WRENCH COOL TUBE C4*
C4 SEM16X55 C	M8 CLAMP SCREW SEM16	DR.DOG 8S	SR M3X10DIN912	WRENCH M8 SEMC16*	HW 2.5*	COOLING TUBE C4*	WRENCH COOL TUBE C4*
C4 SEM22X40 C	M10 CLAMP SCREW SEM22	DR.DOG 10S	SR M4X10DIN912	WRENCH M10 SEMC 22*	HW 3.0*	COOLING TUBE C4*	WRENCH COOL TUBE C4*
C4 SEM22X55 C	M10 CLAMP SCREW SEM22	DR.DOG 10S	SR M4X10DIN912	WRENCH M10 SEMC 22*	HW 3.0*	COOLING TUBE C4*	WRENCH COOL TUBE C4*
C5 SEM16X35 C	M8 CLAMP SCREW SEM16	DR.DOG 8S	SR M3X10DIN912	WRENCH M8 SEMC16*	HW 2.5*	COOLING TUBE C5*	WRENCH COOL TUBE C5*
C5 SEM16X70 C	M8 CLAMP SCREW SEM16	DR.DOG 8S	SR M3X10DIN912	WRENCH M8 SEMC16*	HW 2.5*	COOLING TUBE C5*	WRENCH COOL TUBE C5*
C5 SEM22X35 C	M10 CLAMP SCREW SEM22	DR.DOG 10S	SR M4X10DIN912	WRENCH M10 SEMC 22*	HW 3.0*	COOLING TUBE C5*	WRENCH COOL TUBE C5*
C5 SEM22X70 C	M10 CLAMP SCREW SEM22	DR.DOG 10S	SR M4X10DIN912	WRENCH M10 SEMC 22*	HW 3.0*	COOLING TUBE C5*	WRENCH COOL TUBE C5*
C5 SEM27X40 C	M12 CLAMP SCREW SEM27	DR.DOG 12S	SR M5X14DIN912	WRENCH M12 SEMC 27*	HW 4.0*	COOLING TUBE C5*	WRENCH COOL TUBE C5*
C5 SEM32X40 C	M16 CLAMP SCREW SEM32	DR.DOG 14X13S	SR M5X14DIN912	WRENCH M16 SEMC 32*	HW 4.0*	COOLING TUBE C5*	WRENCH COOL TUBE C5*
C6 SEM16X100 C	M8 CLAMP SCREW SEM16	DR.DOG 8S	SR M3X10DIN912	WRENCH M8 SEMC16*	HW 2.5*	COOLING TUBE C6*	WRENCH COOL TUBE C6*
C6 SEM16X50 C	M8 CLAMP SCREW SEM16	DR.DOG 8S	SR M3X10DIN912	WRENCH M8 SEMC16*	HW 2.5*	COOLING TUBE C6*	WRENCH COOL TUBE C6*
C6 SEM22X100 C	M10 CLAMP SCREW SEM22	DR.DOG 10S	SR M4X10DIN912	WRENCH M10 SEMC 22*	HW 2.5*	COOLING TUBE C6*	WRENCH COOL TUBE C6*
C6 SEM22X50 C	M10 CLAMP SCREW SEM22	DR.DOG 10S	SR M4X10DIN912	WRENCH M10 SEMC 22*	HW 3.0*	COOLING TUBE C6*	WRENCH COOL TUBE C6*
C6 SEM27X100 C	M12 CLAMP SCREW SEM27	DR.DOG 12S	SR M5X14DIN912	WRENCH M12 SEMC 27*	HW 4.0*	COOLING TUBE C6*	WRENCH COOL TUBE C6*
C6 SEM27X60 C	M12 CLAMP SCREW SEM27	DR.DOG 12S	SR M5X14DIN912	WRENCH M12 SEMC 27*	HW 4.0*	COOLING TUBE C6*	WRENCH COOL TUBE C6*
C6 SEM32X60 C	M16 CLAMP SCREW SEM32	DR.DOG 14X13S	SR M5X14DIN912	WRENCH M16 SEMC 32*	HW 4.0*	COOLING TUBE C6*	WRENCH COOL TUBE C6*
C6 SEM40X60 C	M20 CLAMP SCREW SEM40	DR.DOG 16X18S	SR M6X20 DIN912	WRENCH M20 SEMC 40*	HW 5.0*	COOLING TUBE C6*	WRENCH COOL TUBE C6*
C8 SEM16X50 C	M8 CLAMP SCREW SEM16	DR.DOG 8S	SR M3X10DIN912	WRENCH M8 SEMC16*	HW 2.5*	COOLING TUBE C8*	WRENCH COOL TUBE C8*
C8 SEM16X100C	M8 CLAMP SCREW SEM16	DR.DOG 8S	SR M3X10DIN912	WRENCH M8 SEMC16*	HW 2.5*	COOLING TUBE C8*	WRENCH COOL TUBE C8*
C8 SEM22X50 C	M10 CLAMP SCREW SEM22	DR.DOG 10S	SR M4X10DIN912	WRENCH M10 SEMC 22*	HW 3.0*	COOLING TUBE C8*	WRENCH COOL TUBE C8*
C8 SEM22X100C	M10 CLAMP SCREW SEM22	DR.DOG 10S	SR M4X10DIN912	WRENCH M10 SEMC 22*	HW 3.0*	COOLING TUBE C8*	WRENCH COOL TUBE C8*
C8 SEM27X50 C	M12 CLAMP SCREW SEM27	DR.DOG 12S	SR M5X14DIN912	WRENCH M12 SEMC 27*	HW 4.0*	COOLING TUBE C8*	WRENCH COOL TUBE C8*
C8 SEM27X100C	M12 CLAMP SCREW SEM27	DR.DOG 12S	SR M5X12 DIN912* SR M5X14DIN912	WRENCH M12 SEMC 27*	HW 4.0*	COOLING TUBE C8*	WRENCH COOL TUBE C8*
C8 SEM32X50 C	M16 CLAMP SCREW SEM32	DR.DOG 14X13S	SR M5X14DIN912	WRENCH M16 SEMC 32*	HW 4.0*	COOLING TUBE C8*	WRENCH COOL TUBE C8*
C8 SEM32X100C	M16 CLAMP SCREW SEM32	DR.DOG 14X13S	SR M5X14DIN912	WRENCH M16 SEMC 32*	HW 4.0*	COOLING TUBE C8*	WRENCH COOL TUBE C8*
C8 SEM32X78X50C	M16 CLAMP SCREW SEM32	DR.DOG 14X13S	SR M5X14DIN912	WRENCH M16 SEMC 32*	HW 4.0*	COOLING TUBE C8*	WRENCH COOL TUBE C8*
C8 SEM32X78X100C	M16 CLAMP SCREW SEM32	DR.DOG 14X13S	SR M5X14DIN912	WRENCH M16 SEMC 32*	HW 4.0*	COOLING TUBE C8*	WRENCH COOL TUBE C8*
C8 SEM40X60 C	M20 CLAMP SCREW SEM40	DR.DOG 16X18S	SR M6X20 DIN912	WRENCH M20 SEMC 40*	HW 5.0*	COOLING TUBE C8*	WRENCH COOL TUBE C8*

* Optional, should be ordered separately

CAMFIX

C#-SEMC

DIN 6358 COMBI Shell Mill Holders with CAMFIX (ISO 26623-1) Exchangeable Tapered Shanks

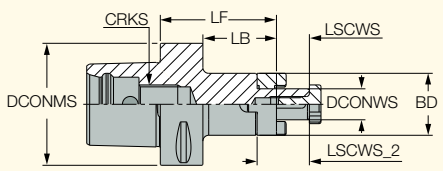

Designation	DCONMS	DCONWS	LF	BD	LB	LSCWS	LSCWS_2	CRKS	CDI(1)	kg
C3 SEMC 16X30	32.00	16.00	30.00	32.00	10.0	17.00	27.00	M12	0	0.40
C4 SEMC16X45	40.00	16.00	45.00	32.00	25.0	17.00	27.00	M14	1	0.36
C4 SEMC22X45	40.00	22.00	45.00	40.00	25.0	19.00	31.00	M14	1	0.40
C4 SEMC27X50	40.00	27.00	50.00	48.00	30.0	21.00	33.00	M14	1	0.33
C5 SEMC16X55	50.00	16.00	55.00	32.00	35.0	17.00	27.00	M16	1	0.60
C5 SEMC22X65	50.00	22.00	65.00	40.00	45.0	19.00	31.00	M16	1	0.79
C5 SEMC27X85	50.00	27.00	85.00	48.00	65.0	21.00	33.00	M16	1	1.22
C6 SEMC16X60	63.00	16.00	60.00	32.00	38.0	17.00	27.00	M20	1	1.08
C6 SEMC16X100	63.00	16.00	100.00	32.00	78.0	17.00	27.00	M20	1	1.28
C6 SEMC22X60	63.00	22.00	60.00	40.00	38.0	19.00	31.00	M20	1	1.25
C6 SEMC22X100	63.00	22.00	100.00	40.00	78.0	19.00	31.00	M20	1	1.40
C6 SEMC27X60	63.00	27.00	60.00	48.00	38.0	21.00	33.00	M20	1	1.21
C6 SEMC27X100	63.00	27.00	100.00	48.00	78.0	21.00	33.00	M20	1	1.69
C6 SEMC32X60	63.00	32.00	60.00	58.00	38.0	24.00	38.00	M20	1	1.35
C6 SEMC40X70	63.00	40.00	70.00	70.00	48.0	27.00	41.00	M20	1	1.95

- For internal coolant through the holder, the related COOLANT SET should be ordered via Accessories (applicable to certain tools only)

(1) 1 - Hole for data chip, 0 - Without hole for data chip

Spare Parts

Designation						
C3 SEMC 16X30	16 D.RING SEMC	M8 CLAMP SCREW SEM16	WRENCH M8 SEMC16*	COOLING TUBE C3*	WRENCH COOL TUBE C3*	KEY SEMC 16 4X4X20
C4 SEMC16X45	16 D.RING SEMC	M8 CLAMP SCREW SEM16	WRENCH M8 SEMC16	COOLING TUBE C4*	WRENCH COOL TUBE C4*	KEY SEMC 16 4X4X20
C4 SEMC22X45	22 D.RING SEMC	M10 CLAMP SCREW SEM22	WRENCH M10 SEMC 22	COOLING TUBE C4*	WRENCH COOL TUBE C4*	KEY SEMC 22 6X6X25
C4 SEMC27X50	27 D.RING SEMC	M12 CLAMP SCREW SEM27	WRENCH M12 SEMC 27	COOLING TUBE C4*	WRENCH COOL TUBE C4*	KEY SEMC 27 7X7X25
C5 SEMC16X55	16 D.RING SEMC	M8 CLAMP SCREW SEM16	WRENCH M8 SEMC16	COOLING TUBE C5*	WRENCH COOL TUBE C5*	KEY SEMC 16 4X4X20
C5 SEMC22X65	22 D.RING SEMC	M10 CLAMP SCREW SEM22	WRENCH M10 SEMC 22	COOLING TUBE C5*	WRENCH COOL TUBE C5*	KEY SEMC 22 6X6X25
C5 SEMC27X85	27 D.RING SEMC	M12 CLAMP SCREW SEM27		COOLING TUBE C5*	WRENCH COOL TUBE C5*	KEY SEMC 27 7X7X25
C6 SEMC16X60	16 D.RING SEMC	M8 CLAMP SCREW SEM16	WRENCH M8 SEMC16*	COOLING TUBE C6*	WRENCH COOL TUBE C6*	KEY SEMC 16 4X4X20
C6 SEMC16X100	16 D.RING SEMC	M8 CLAMP SCREW SEM16	WRENCH M8 SEMC16*	COOLING TUBE C6*	WRENCH COOL TUBE C6*	KEY SEMC 16 4X4X20
C6 SEMC22X60	22 D.RING SEMC	M10 CLAMP SCREW SEM22	WRENCH M10 SEMC 22*	COOLING TUBE C6*	WRENCH COOL TUBE C6*	KEY SEMC 22 6X6X25
C6 SEMC22X100	22 D.RING SEMC	M10 CLAMP SCREW SEM22	WRENCH M10 SEMC 22*	COOLING TUBE C6*	WRENCH COOL TUBE C6*	KEY SEMC 22 6X6X25
C6 SEMC27X60	27 D.RING SEMC	M12 CLAMP SCREW SEM27	WRENCH M12 SEMC 27*	COOLING TUBE C6*	WRENCH COOL TUBE C6*	KEY SEMC 27 7X7X25
C6 SEMC27X100	27 D.RING SEMC	M12 CLAMP SCREW SEM27	WRENCH M12 SEMC 27*	COOLING TUBE C6*	WRENCH COOL TUBE C6*	KEY SEMC 27 7X7X25
C6 SEMC32X60	32 D.RING SEMC	M16 CLAMP SCREW SEM32	WRENCH M16 SEMC 32*	COOLING TUBE C6*	WRENCH COOL TUBE C6*	KEY SEMC 32 8X7X28
C6 SEMC40X70	40 D.RING SEMC	M20 CLAMP SCREW SEM40	WRENCH M20 SEMC 40*	COOLING TUBE C6*	WRENCH COOL TUBE C6*	KEY SEMC 40 10X8X32

* Optional, should be ordered separately

CAMFIX

C#-FM

DIN 6357 Face Mill Holders with CAMFIX (ISO 26623-1) Tapered Shanks

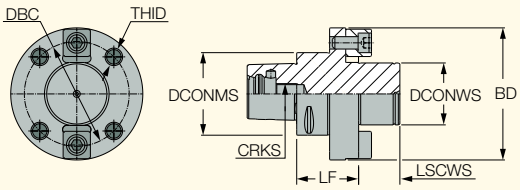

Designation	DCONMS	DCONWS	LSCWS	LF	BD	DBC	THID	CRKS	CDI(1)	kg
C8 FM 60X60	80.00	60.00	40.00	60.00	128.00	101.60	M16	M20	1	5.22

- Peripheral clamping screws are not supplied.

(1) 1 - Hole for data chip, 0 - Without hole for data chip

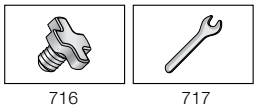

716 717

Spare Parts

Designation			
C8 FM 60X60	COOLING TUBE C8*	WRENCH COOL TUBE C8*	DR. DOG 1E

* Optional, should be ordered separately

FLEXFIT CAMFIX

C#-ODP (FLEXFIT)

FLEXFIT Threaded Connection Shanks with CAMFIX (ISO 26623-1) Adaptation

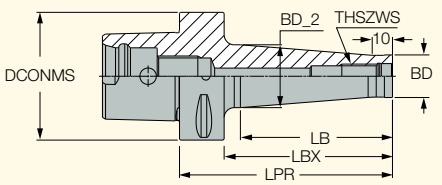

Designation	DCONMS	THSZWS	BD	BD_2	LPR	LBX	LB	CDI(1)	kg		
C3 ODP 12X53	32.00	M12	21.00	26.00	53.00	38.0	23.00	0	0.32		
C4 ODP 10X53	40.00	M10	18.00	23.00	53.00	33.0	23.00	1	0.33	COOLING TUBE C4*	WRENCH COOL TUBE C4*
C4 ODP 12X53	40.00	M12	21.00	26.00	53.00	33.0	23.00	1	0.33	COOLING TUBE C4*	WRENCH COOL TUBE C4*
C4 ODP 16X53	40.00	M16	29.00	34.00	53.00	33.0	23.00	1	0.40	COOLING TUBE C4*	WRENCH COOL TUBE C4*
C5 ODP 10X103	50.00	M10	18.00	28.00	103.00	83.0	75.00	1	0.10	COOLING TUBE C5*	WRENCH COOL TUBE C5*
C5 ODP 10X53	50.00	M10	18.00	19.50	53.00	33.0	25.00	1	0.49	COOLING TUBE C5*	WRENCH COOL TUBE C5*
C5 ODP 12X103	50.00	M12	21.00	31.00	103.00	83.0	75.00	1	0.72	COOLING TUBE C5*	WRENCH COOL TUBE C5*
C5 ODP 12X53	50.00	M12	21.00	23.50	53.00	33.0	25.00	1	0.50	COOLING TUBE C5*	WRENCH COOL TUBE C5*
C5 ODP 16X103	50.00	M16	29.00	36.00	103.00	83.0	75.00	1	0.85	COOLING TUBE C5*	WRENCH COOL TUBE C5*
C5 ODP 16X53	50.00	M16	29.00	34.00	53.00	33.0	25.00	1	0.65	COOLING TUBE C5*	WRENCH COOL TUBE C5*
C6 ODP 10X105	63.00	M10	18.00	28.00	105.00	83.0	75.00	1	1.00	COOLING TUBE C6*	WRENCH COOL TUBE C6*
C6 ODP 10X130	63.00	M10	18.00	32.00	130.00	108.0	100.00	1	0.00	COOLING TUBE C6*	WRENCH COOL TUBE C6*
C6 ODP 10X55	63.00	M10	18.00	19.50	55.00	33.0	25.00	1	0.82	COOLING TUBE C6*	WRENCH COOL TUBE C6*
C6 ODP 12X105	63.00	M12	21.00	31.00	105.00	83.0	75.00	1	1.07	COOLING TUBE C6*	WRENCH COOL TUBE C6*
C6 ODP 12X130	63.00	M12	21.00	36.00	130.00	108.0	100.00	1	1.26	COOLING TUBE C6*	WRENCH COOL TUBE C6*
C6 ODP 12X55	63.00	M12	21.00	23.50	55.00	33.0	25.00	1	0.84	COOLING TUBE C6*	WRENCH COOL TUBE C6*
C6 ODP 16X105	63.00	M16	29.00	34.00	105.00	83.0	75.00	1	1.20	COOLING TUBE C6*	WRENCH COOL TUBE C6*
C6 ODP 16X130	63.00	M16	29.00	41.00	130.00	108.0	100.00	1	1.49	COOLING TUBE C6*	WRENCH COOL TUBE C6*
C6 ODP 16X55	63.00	M16	29.00	34.00	55.00	33.0	25.00	1	0.89	COOLING TUBE C6*	WRENCH COOL TUBE C6*

* Optional, should be ordered separately (1) 1 - Hole for data chip, 0 - Without hole for data chip



666-668 664

FINEFIT CAMFIX

ADJ C#-ER

FINEFIT Center Alignment Shank and Base with CAMFIX Adaptations for Specially Tailored Toolholders

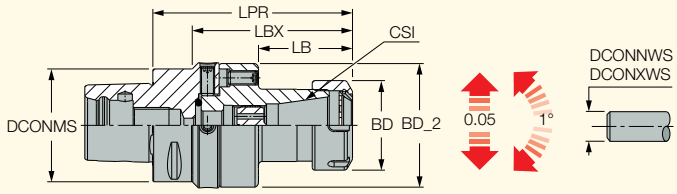

Designation	DCONMS	CSI	DCONNWS(1)	DCONXWS(2)	BD_2	BD	LPR	LBX	LB	CDI(3)	kg
ADJ C4 ER32	40.00	ER32	2.0	20.0	70.00	50.00	110.00	89.5	52.50	1	1.58
ADJ C5 ER32	50.00	ER32	2.0	20.0	70.00	50.00	115.00	95.0	52.50	1	2.12
ADJ C6 ER32	63.00	ER32	2.0	20.0	70.00	50.00	111.50	89.5	52.50	1	2.07

- Radial adjustment 0.05 mm, Angular adjustment 1°

(1) Minimum diameter

(2) Maximum diameter (1) 1 - Hole for data chip, 0 - Without hole for data chip



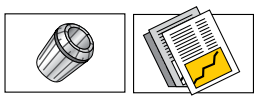

684-688 682-684

Spare Parts

Designation	
ADJ C#-ER	ADJ ER32 NOSE

CAMFIX

EX C# (CAMFIX extension)

CAMFIX Extension Adapters

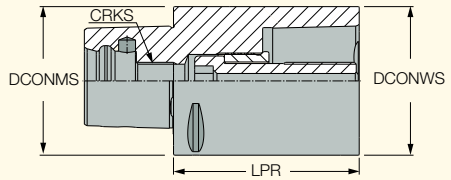

Designation	DCONMS	DCONWS	LPR	CRKS	CDI[1]	kg
C3 EX C3X060	32.00	32.00	60.00	M12	0	0.40
C3 EX C3X080	32.00	32.00	80.00	M12	0	0.50
C4 EX C4X060	40.00	40.00	60.00	M14	0	0.50
C4 EX C4X080	40.00	40.00	80.00	M14	0	0.70
C5 EX C5X080	50.00	50.00	80.00	M16	0	1.13
C5 EX C5X100	50.00	50.00	100.00	M16	0	1.42
C6 EX C6X100	63.00	63.00	100.00	M20	0	2.23
C6 EX C6X140	63.00	63.00	140.00	M20	0	3.13
C8 EX C8X100	80.00	80.00	100.00	M20	0	3.65
C8 EX C8X125	80.00	80.00	125.00	M20	0	4.60

(1) 1 - Hole for data chip, 0 - Without hole for data chip

Spare Parts

Designation						
C3 EX C3X060	SR M12X50 C3	HW 7.0*	MT RING M18X15XC3	COOLING TUBE C3*	WRENCH COOL TUBE C3*	WRENCH C3 DRW NUT*
C3 EX C3X080	SR M12X50 C3	HW 7.0*	MT RING M18X15XC3	COOLING TUBE C3*	WRENCH COOL TUBE C3*	WRENCH C3 DRW NUT*
C4 EX C4X060	SR M14X58 C4	HW 8.0*	MT RING M22X17XC4	COOLING TUBE C4*	WRENCH COOL TUBE C4*	WRENCH C4 DRW NUT*
C4 EX C4X080	SR M14X58 C4	HW 8.0*	MT RING M22X17XC4	COOLING TUBE C4*	WRENCH COOL TUBE C4*	WRENCH C4 DRW NUT*
C5 EX C5X080	SR M16X70 C5	HW 10.0*	MT RING M25X20XC5	COOLING TUBE C5*	WRENCH COOL TUBE C5*	WRENCH C5 DRW NUT*
C5 EX C5X100	SR M16X70 C5	HW 10.0*	MT RING M25X20XC5	COOLING TUBE C5*	WRENCH COOL TUBE C5*	WRENCH C5 DRW NUT*
C6 EX C6X100	SR M20X87 C6/8	HW 14.0*	MT RING M30X24XC6/8	COOLING TUBE C6*	WRENCH COOL TUBE C6*	WRENCH C6-8 DRW NUT*
C6 EX C6X140	SR M20X87 C6/8	HW 14.0*	MT RING M30X24XC6/8	COOLING TUBE C6*	WRENCH COOL TUBE C6*	WRENCH C6-8 DRW NUT*
C8 EX C8X100	SR M20X87 C6/8	HW 14.0*	MT RING M30X24XC6/8	COOLING TUBE C8*	WRENCH COOL TUBE C8*	WRENCH C6-8 DRW NUT*
C8 EX C8X125	SR M20X87 C6/8	HW 14.0*	MT RING M30X24XC6/8	COOLING TUBE C8*	WRENCH COOL TUBE C8*	WRENCH C6-8 DRW NUT*

* Optional, should be ordered separately

CAMFIX

RE-C#

CAMFIX Reduction Adapters

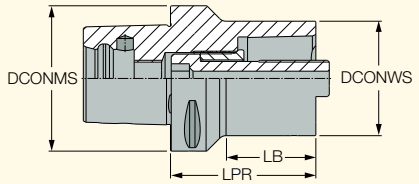

Designation	DCONMS	DCONWS	LPR	LB	kg
C6 RE C3X070	63.00	32.00	70.00	39.00	1.10
C8 RE C3X060	80.00	32.00	60.00	29.30	1.70
C6 RE C4X080	63.00	40.00	80.00	51.40	1.20
C8 RE C4X070	80.00	40.00	70.00	36.50	1.90
C6 RE C5X080	63.00	50.00	80.00	51.50	1.50
C8 RE C5X080	80.00	50.00	80.00	49.30	2.20
C8 RE C6X080	80.00	63.00	80.00	53.10	2.50
C8 RE C6X120	80.00	63.00	120.00	12.00	4.00

Spare Parts

Designation						
C6 RE C3X070	SR M12X50 C3	HW 7.0*	MT RING M18X15XC3	COOLING TUBE C6*	WRENCH COOL TUBE C6*	WRENCH C3 DRW NUT*
C8 RE C3X060	SR M12X50 C3	HW 7.0*	MT RING M18X15XC3	COOLING TUBE C8*	WRENCH COOL TUBE C8*	WRENCH C3 DRW NUT*
C6 RE C4X080	SR M14X58 C4	HW 8.0*	MT RING M22X17XC4	COOLING TUBE C6*	WRENCH COOL TUBE C6*	WRENCH C4 DRW NUT*
C8 RE C4X070	SR M14X58 C4	HW 8.0*	MT RING M22X17XC4	COOLING TUBE C8*	WRENCH COOL TUBE C8*	WRENCH C4 DRW NUT*
C6 RE C5X080	SR M16X70 C5	HW 10.0*	MT RING M25X20XC5	COOLING TUBE C6*	WRENCH COOL TUBE C6*	WRENCH C5 DRW NUT*
C8 RE C5X080	SR M16X70 C5	HW 10.0*	MT RING M25X20XC5	COOLING TUBE C8*	WRENCH COOL TUBE C8*	WRENCH C5 DRW NUT*
C8 RE C6X080	SR M20X87 C6/8	HW 14.0*	MT RING M30X24XC6/8	COOLING TUBE C8*	WRENCH COOL TUBE C8*	WRENCH C6-8 DRW NUT*
C8 RE C6X120	SR M20X87 C6/8	HW 14.0*	MT RING M30X24XC6/8	COOLING TUBE C8*	WRENCH COOL TUBE C8*	WRENCH C6-8 DRW NUT*

* Optional, should be ordered separately

CAMFIX

C#-B4340 (blank)

Blanks with CAMFIX (ISO 26623-1 Standard) Exchangeable Tapered Shanks

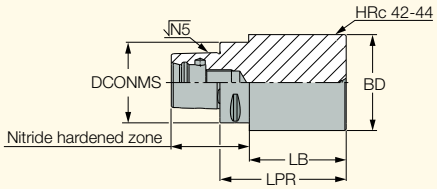

Designation	DCONMS	BD	LPR	LB	CDI[1]	kg		
C3 B4340 032090	32.00	32.00	90.00	-	0	0.60	COOLING TUBE C3*	WRENCH COOL TUBE C3*
C3 B4340 040110	32.00	40.00	110.00	93.2	0	1.00	COOLING TUBE C3*	WRENCH COOL TUBE C3*
C3 B4340 050125	32.00	50.00	125.00	108.2	0	1.81	COOLING TUBE C3*	WRENCH COOL TUBE C3*
C3 B4340 060090	32.00	60.00	90.00	73.2	0	2.00	COOLING TUBE C3*	WRENCH COOL TUBE C3*
C3 B4340 070060	32.00	70.00	60.00	43.2	0	1.30	COOLING TUBE C3*	WRENCH COOL TUBE C3*
C3 B4340 090070	32.00	90.00	70.00	53.0	0	2.80	COOLING TUBE C3*	WRENCH COOL TUBE C3*
C4 B4340 040055	40.00	40.00	55.00	35.0	1	6.00	COOLING TUBE C4*	WRENCH COOL TUBE C4*
C4 B4340 040095	40.00	40.00	95.00	75.0	1	3.50	COOLING TUBE C4*	WRENCH COOL TUBE C4*
C4 B4340 052065	40.00	52.00	65.00	44.0	1	0.99	COOLING TUBE C4*	WRENCH COOL TUBE C4*
C4 B4340 060165	40.00	60.00	165.00	144.0	1	3.47	COOLING TUBE C4*	WRENCH COOL TUBE C4*
C4 B4340 066055	40.00	66.00	55.00	35.0	1	1.16	COOLING TUBE C4*	WRENCH COOL TUBE C4*
C4 B4340 080050	40.00	80.00	50.00	28.2	1	1.38	COOLING TUBE C4*	WRENCH COOL TUBE C4*
C4 B4340 080075	40.00	80.00	75.00	54.0	1	2.38	COOLING TUBE C4*	WRENCH COOL TUBE C4*
C4 B4340 100085	40.00	100.00	85.00	64.0	1	4.10	COOLING TUBE C4*	WRENCH COOL TUBE C4*
C5 B4340 050125	50.00	50.00	125.00	105.0	1	2.06	COOLING TUBE C5*	WRENCH COOL TUBE C5*
C5 B4340 075065	50.00	75.00	65.00	43.2	1	3.80	COOLING TUBE C5*	WRENCH COOL TUBE C5*
C5 B4340 075175	50.00	75.00	175.00	154.0	1	5.79	COOLING TUBE C5*	WRENCH COOL TUBE C5*
C5 B4340 090050	50.00	90.00	50.00	28.2	1	2.30	COOLING TUBE C5*	WRENCH COOL TUBE C5*
C5 B4340 090065	50.00	90.00	65.00	43.2	1	1.95	COOLING TUBE C5*	WRENCH COOL TUBE C5*
C5 B4340 090080	50.00	90.00	80.00	59.0	1	3.37	COOLING TUBE C5*	WRENCH COOL TUBE C5*
C5 B4340 110090	50.00	110.00	90.00	69.0	1	5.61	COOLING TUBE C5*	WRENCH COOL TUBE C5*
C6 B4340 063100	63.00	63.00	100.00	78.0	1	2.72	COOLING TUBE C6*	WRENCH COOL TUBE C6*
C6 B4340 075195	63.00	75.00	195.00	172.0	1	6.78	COOLING TUBE C6*	WRENCH COOL TUBE C6*
C6 B4340 095050	63.00	95.00	50.00	26.2	1	2.25	COOLING TUBE C6*	WRENCH COOL TUBE C6*
C6 B4340 110085	63.00	110.00	85.00	62.0	1	5.38	COOLING TUBE C6*	WRENCH COOL TUBE C6*
C6 B4340 120180	63.00	120.00	180.00	157.0	1	14.73	COOLING TUBE C6*	WRENCH COOL TUBE C6*
C6 B4340 130095	63.00	130.00	95.00	72.0	1	8.24	COOLING TUBE C6*	WRENCH COOL TUBE C6*
C8 B4340 080200	80.00	80.00	200.00	170.0	1	8.45	COOLING TUBE C8*	WRENCH COOL TUBE C8*
C8 B4340 120160	80.00	120.00	160.00	129.0	1	13.21	COOLING TUBE C8*	WRENCH COOL TUBE C8*
C8 B4340 130090	80.00	130.00	90.00	59.0	1	7.89	COOLING TUBE C8*	WRENCH COOL TUBE C8*
C8 B4340 145200	80.00	145.00	200.00	169.0	1	23.95	COOLING TUBE C8*	WRENCH COOL TUBE C8*

- Material SAE 4340

* Optional, should be ordered separately

(1) 1 - Hole for data chip, 0 - Without hole for data chip

BT MAS-403

BT MAS

Toolholder Standard

"ADB" holders provide both "AD" and "B" type coolant flow options

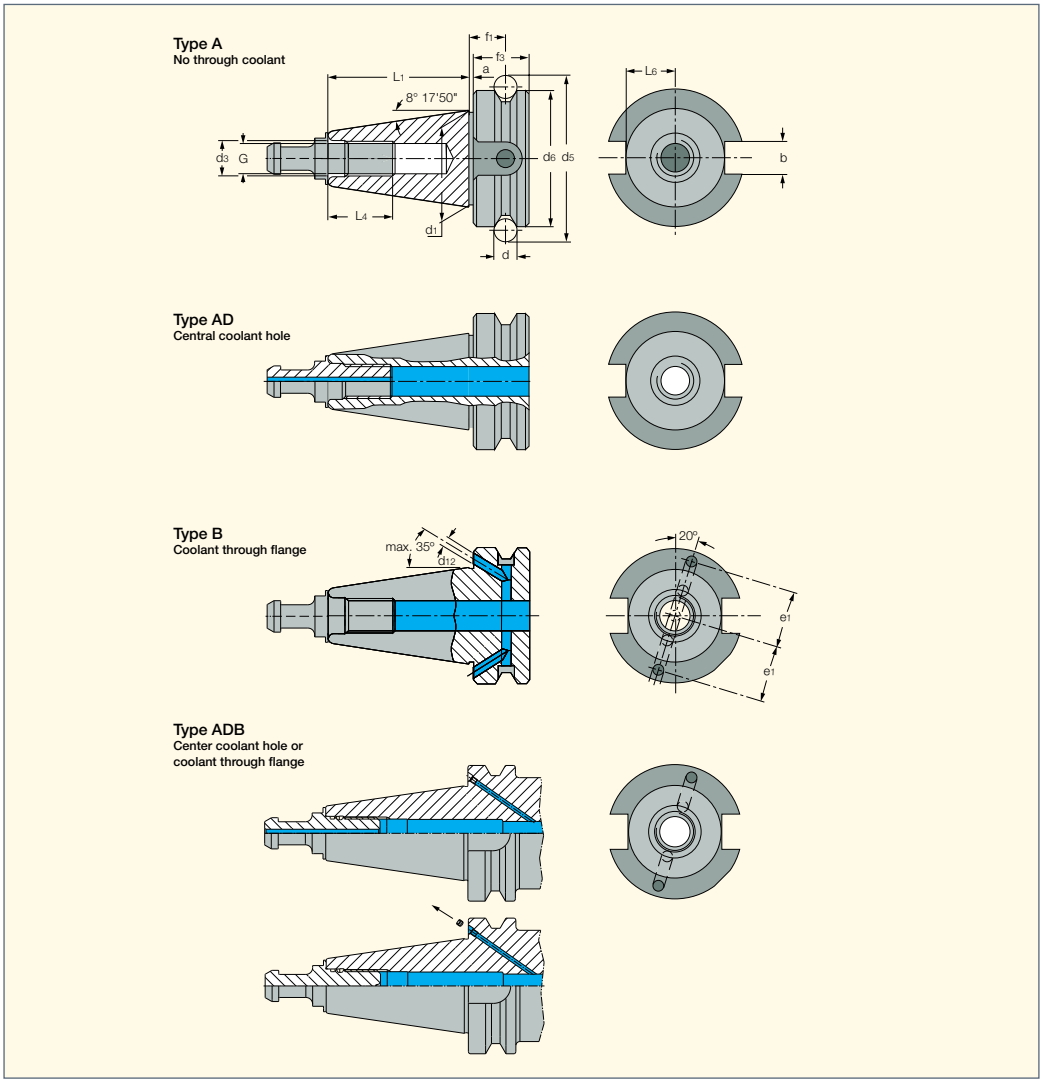

Shank	a	b (H12)	d	d1	G	d3 (H8)	d5	d6 (H8)	f1 ±0.1
BT 30	2	16.1	8	31.75	M12	12.5	56.144	46	13.6
BT 40	2	16.1	10	44.45	M16	17.0	75.679	63	16.6
BT 50	3	25.7	15	69.85	M24	25.0	119.020	100	23.2

Shank	f3	L1 ±0.2	L4 MIN	L6-0.2	e1 ±0.1	d12	Taper AT3
BT 30	20	48.4	24	16.3	21	4	0.002
BT 40	25	65.4	30	22.6	27	4	0.003
BT 50	35	101.8	45	35.4	42	6	0.004

BT MAS

BT-ER

DIN6499 ER Collet Chucks
with BT MAS-403 ADB
Tapered Shanks

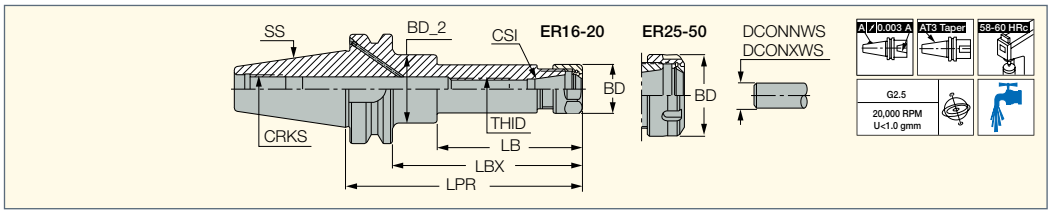

Designation	SS	CSI	DCONNWS(3)	DCONXWS(4)	LPR	LBX	LB	BD	BD_2	THID	CRKS	CDI(5)	kg
BT30 ER16X 70 (1)	30	ER16	0.5	10.0	70.00	48.0	-	28.00	-	M10	M12	0	0.47
BT30 ER16X100 (1)	30	ER16	0.5	10.0	100.00	73.0	-	28.00	-	M10	M12	0	0.61
BT30 ER20X 70 (1)	30	ER20	1.0	13.0	70.00	48.0	-	34.00	-	M12	M12	0	0.51
BT30 ER25X 60 (1)	30	ER25	1.0	16.0	60.00	38.0	-	42.00	-	M16	M12	0	0.46
BT30 ER32X 60 (1)	30	ER32	2.0	20.0	60.00	38.0	-	50.00	-	M18X1.5	M12	0	0.42
BT40 ER11X100 M	40	ER11	0.5	7.0	100.00	73.0	-	16.00	-	M6	M16	0	1.06
BT40 ER16X 70	40	ER16	0.5	10.0	70.00	43.0	-	28.00	-	M12	M16	0	1.06
BT40 ER16X100	40	ER16	0.5	10.0	100.00	73.0	-	28.00	-	M12	M16	0	1.20
BT40 ER16X100 M	40	ER16	0.5	10.0	100.00	73.0	-	22.00	-	M10	M16	0	1.16
BT40 ER16X150	40	ER16	0.5	10.0	150.00	123.0	86.00	28.00	40.00	M12	M16	0	1.56
BT40 ER16X200 (2)	40	ER16	0.5	10.0	200.00	173.0	110.00	28.00	40.00	M10	M16	0	1.84
BT40 ER20X 70	40	ER20	1.0	13.0	70.00	43.0	-	34.00	-	M12	M16	0	1.07
BT40 ER20X100	40	ER20	1.0	13.0	100.00	73.0	-	34.00	-	M12	M16	0	1.27
BT40 ER20X120	40	ER20	1.0	13.0	120.00	93.0	-	34.00	-	M12	M16	0	1.39
BT40 ER20X150	40	ER20	1.0	13.0	150.00	123.0	-	34.00	-	M12	M16	0	1.61
BT40 ER25X 60	40	ER25	1.0	13.0	60.00	33.0	-	42.00	-	M16	M16	0	1.00
BT40 ER25X100	40	ER25	1.0	16.0	100.00	73.0	-	42.00	-	M16	M16	0	1.40
BT40 ER25X150	40	ER25	1.0	16.0	150.00	123.0	-	42.00	-	M16	M16	0	2.07
BT40 ER32X 60	40	ER32	2.0	20.0	60.00	33.0	-	50.00	-	M22X1.5	M16	0	0.90
BT40 ER32X100	40	ER32	2.0	20.0	100.00	73.0	-	50.00	-	M22X1.5	M16	0	1.45
BT40 ER32X120	40	ER32	2.0	20.0	120.00	93.0	-	50.00	-	M22X1.5	M16	0	1.74
BT40 ER32X150	40	ER32	2.0	20.0	150.00	123.0	-	50.00	-	M22X1.5	M16	0	2.19
BT40 ER32X200 (2)	40	ER32	2.0	20.0	200.00	173.0	113.00	50.00	57.00	M22X1.5	M16	0	3.02
BT40 ER40X 80	40	ER40	3.0	26.0	80.00	53.0	-	63.00	-	M28X1.5	M16	0	1.33
BT40 ER40X100	40	ER40	3.0	26.0	100.00	73.0	-	63.00	-	M28X1.5	M16	0	1.32
BT40 ER40X150	40	ER40	3.0	26.0	150.00	123.0	-	63.00	-	M28X1.5	M16	0	2.03
BT40 ER50X 90	40	ER50	10.0	34.0	90.00	63.0	-	78.00	-	M28X1.5	M16	0	1.27
BT50 ER16X100	50	ER16	0.5	10.0	100.00	62.0	-	28.00	-	M12	M24	0	3.70
BT50 ER16X125	50	ER16	0.5	10.0	125.00	87.0	-	28.00	-	M12	M24	0	3.94
BT50 ER16X150	50	ER16	0.5	10.0	150.00	112.0	-	28.00	-	M12	M24	0	3.99
BT50 ER16X200 (2)	50	ER16	0.5	10.0	200.00	162.0	85.00	28.00	40.00	M10	M24	0	4.51
BT50 ER20X100	50	ER20	1.0	10.0	100.00	62.0	-	34.00	-	M12	M24	0	3.81
BT50 ER20X125	50	ER20	1.0	13.0	125.00	87.0	-	34.00	-	M12	M24	0	4.16
BT50 ER20X150	50	ER20	1.0	13.0	150.00	112.0	-	34.00	-	M12	M24	0	4.06
BT50 ER20X200 (2)	50	ER20	1.0	13.0	200.00	162.0	85.00	34.00	50.00	M12	M24	0	5.04
BT50 ER25X100	50	ER25	1.0	16.0	100.00	62.0	-	42.00	-	M16	M24	0	3.90
BT50 ER25X150	50	ER25	1.0	16.0	150.00	112.0	-	42.00	-	M16	M24	0	4.31
BT50 ER25X200 (2)	50	ER25	1.0	16.0	200.00	162.0	87.00	42.00	55.00	M16	M24	0	5.29
BT50 ER32X100	50	ER32	2.0	20.0	100.00	62.0	-	50.00	-	M22X1.5	M24	0	4.01
BT50 ER32X125	50	ER32	2.0	20.0	125.00	87.0	-	50.00	-	M12	M24	0	4.24
BT50 ER32X150	50	ER32	2.0	20.0	150.00	112.0	-	50.00	-	M22X1.5	M24	0	4.64
BT50 ER32X200 (2)	50	ER32	2.0	20.0	200.00	162.0	88.00	50.00	63.00	M22X1.5	M24	0	5.80
BT50 ER40X100	50	ER40	3.0	26.0	100.00	62.0	-	63.00	-	M28X1.5	M24	0	4.03
BT50 ER40X150	50	ER40	3.0	26.0	150.00	112.0	-	63.00	-	M28X1.5	M24	0	5.05
BT50 ER40X200 (2)	50	ER40	3.0	26.0	200.00	162.0	-	63.00	-	M28X1.5	M24	0	6.23
BT50 ER50X150	50	ER50	10.0	34.0	150.00	112.0	-	78.00	-	M36X1.5	M24	0	5.50

- B is the designation for coolant through flange.

(1) AD TYPE
(2) Balanced to G6.3/12, 000 RPM
(3) Minimum diameter
(4) Maximum diameter (1) 1 - Hole for data chip, 0 - Without hole for data chip

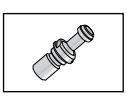
712-713

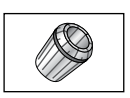
684-688


682-684

Spare Parts

Designation						
BT30 ER16X 70	NUT ER16 TOP		WRENCH ER16*	PRESET ER-JET 10X1.5*		
BT30 ER16X100	NUT ER16 TOP		WRENCH ER16*	PRESET ER-JET 10X1.5*		
BT30 ER20X 70	NUT ER20 TOP		WRENCH ER20*	PRESET ER-JET 12X1.75*	PRESET ER-JET 12X1.75L*	
BT30 ER25X 60	NUT ER25 TOP		WRENCH ER25*	PRESET ER-JET 16X2*	PRESET ER-JET 16X2L*	
BT30 ER32X 60	NUT ER32 TOP		WRENCH ER32*	PRESET ER-JET 18X1.5*	PRESET ER-JET 18X1.5L*	
BT40 ER11X100 M		NUT ER11 MINI				WRENCH ER11 MINI*
BT40 ER16X 70	NUT ER16 TOP		WRENCH ER16*	PRESET ER-JET 12X1.75*	PRESET ER-JET 12X1.75L*	
BT40 ER16X100	NUT ER16 TOP		WRENCH ER16*	PRESET ER-JET 12X1.75*	PRESET ER-JET 12X1.75L*	
BT40 ER16X150	NUT ER16 TOP		WRENCH ER16*	PRESET ER-JET 12X1.75*	PRESET ER-JET 12X1.75L*	
BT40 ER16X200	NUT ER16 TOP		WRENCH ER16*	PRESET ER-JET 10X1.5*		
BT40 ER20X 70	NUT ER20 TOP		WRENCH ER20*	PRESET ER-JET 12X1.75*	PRESET ER-JET 12X1.75L*	
BT40 ER20X100	NUT ER20 TOP		WRENCH ER20*	PRESET ER-JET 12X1.75*	PRESET ER-JET 12X1.75L*	
BT40 ER20X120	NUT ER20 TOP		WRENCH ER20*	PRESET ER-JET 12X1.75*	PRESET ER-JET 12X1.75L*	
BT40 ER20X150	NUT ER20 TOP		WRENCH ER20*	PRESET ER-JET 12X1.75*	PRESET ER-JET 12X1.75L*	
BT40 ER25X 60	NUT ER25 TOP		WRENCH ER25*	PRESET ER-JET 16X2*	PRESET ER-JET 16X2L*	
BT40 ER25X100	NUT ER25 TOP		WRENCH ER25*	PRESET ER-JET 16X2*	PRESET ER-JET 16X2L*	
BT40 ER25X150	NUT ER25 TOP		WRENCH ER25*	PRESET ER-JET 16X2*	PRESET ER-JET 16X2L*	
BT40 ER32X 60	NUT ER32 TOP		WRENCH ER32*	PRESET ER-JET 22X1.5*	PRESET ER-JET 22X1.5L*	
BT40 ER32X100	NUT ER32 TOP		WRENCH ER32*	PRESET ER-JET 22X1.5*	PRESET ER-JET 22X1.5L*	
BT40 ER32X120	NUT ER32 TOP		WRENCH ER32*	PRESET ER-JET 22X1.5*	PRESET ER-JET 22X1.5L*	
BT40 ER32X150	NUT ER32 TOP		WRENCH ER32*	PRESET ER-JET 22X1.5*	PRESET ER-JET 22X1.5L*	
BT40 ER32X200	NUT ER32 TOP		WRENCH ER32*	PRESET ER-JET 22X1.5*	PRESET ER-JET 22X1.5L*	
BT40 ER40X 80	NUT ER40 TOP		WRENCH ER40*	PRESET ER-JET 28X1.5*		
BT40 ER40X100	NUT ER40 TOP		WRENCH ER40*	PRESET ER-JET 28X1.5*		
BT40 ER40X150	NUT ER40 TOP		WRENCH ER40*	PRESET ER-JET 28X1.5*		
BT40 ER50X 90	NUT ER50 UM		WRENCH ER50*	PRESET ER-JET 28X1.5*		
BT50 ER16X100	NUT ER16 TOP		WRENCH ER16*	PRESET ER-JET 12X1.75*	PRESET ER-JET 12X1.75L*	
BT50 ER16X125	NUT ER16 TOP		WRENCH ER16*	PRESET ER-JET 12X1.75*	PRESET ER-JET 12X1.75L*	
BT50 ER16X150	NUT ER16 TOP		WRENCH ER16*	PRESET ER-JET 12X1.75*	PRESET ER-JET 12X1.75L*	
BT50 ER16X200	NUT ER16 TOP		WRENCH ER16*	PRESET ER-JET 10X1.5*		
BT50 ER20X100	NUT ER20 TOP		WRENCH ER20*	PRESET ER-JET 12X1.75*	PRESET ER-JET 12X1.75L*	
BT50 ER20X125	NUT ER20 TOP		WRENCH ER20*	PRESET ER-JET 12X1.75*	PRESET ER-JET 12X1.75L*	
BT50 ER20X150	NUT ER20 TOP		WRENCH ER20*	PRESET ER-JET 12X1.75*	PRESET ER-JET 12X1.75L*	
BT50 ER20X200	NUT ER20 TOP		WRENCH ER20*	PRESET ER-JET 12X1.75*	PRESET ER-JET 12X1.75L*	
BT50 ER25X100	NUT ER25 TOP		WRENCH ER25*	PRESET ER-JET 16X2*	PRESET ER-JET 16X2L*	
BT50 ER25X150	NUT ER25 TOP		WRENCH ER25*	PRESET ER-JET 16X2*	PRESET ER-JET 16X2L*	
BT50 ER25X200	NUT ER25 TOP		WRENCH ER25*	PRESET ER-JET 16X2*	PRESET ER-JET 16X2L*	
BT50 ER32X100	NUT ER32 TOP		WRENCH ER32*	PRESET ER-JET 22X1.5*	PRESET ER-JET 22X1.5L*	
BT50 ER32X125	NUT ER32 TOP		WRENCH ER32*	PRESET ER-JET 22X1.5*	PRESET ER-JET 22X1.5L*	
BT50 ER32X150	NUT ER32 TOP		WRENCH ER32*	PRESET ER-JET 22X1.5*	PRESET ER-JET 22X1.5L*	
BT50 ER32X200	NUT ER32 TOP		WRENCH ER32*	PRESET ER-JET 22X1.5*	PRESET ER-JET 22X1.5L*	
BT50 ER40X100	NUT ER40 TOP		WRENCH ER40*	PRESET ER-JET 28X1.5*		
BT50 ER40X150	NUT ER40 TOP		WRENCH ER40*	PRESET ER-JET 28X1.5*		
BT50 ER40X200	NUT ER40 TOP		WRENCH ER40*	PRESET ER-JET 28X1.5*		
BT50 ER50X150	NUT ER50 UM		WRENCH ER50*	PRESET ER-JET 28X1.5*		

* Optional, should be ordered separately

BT MAS

BT-FC-ER

ER Collet Chucks with BT MAS-403 Face Contact AD Tapered Shanks

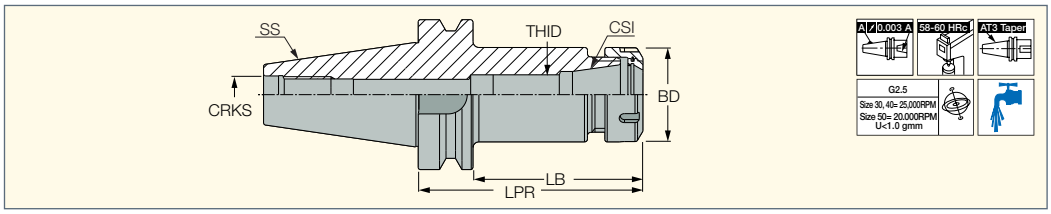

Designation	SS	CSI	BD	LPR	LB	THID	CRKS	CDI(1)	kg	
BT30 FC ER16X70	30	ER16	28.00	70.00	48.0	M10	M12	0	0.60	NUT ER16 TOP
BT30 FC ER16X100	30	ER16	28.00	100.00	79.0	M10	M12	0	0.61	NUT ER16 TOP
BT30 FC ER20X70	30	ER20	34.00	70.00	48.0	M12	M12	0	0.51	NUT ER20 TOP
BT30 FC ER25X60	30	ER25	42.00	60.00	38.0	M16	M12	0	0.47	NUT ER25 TOP
BT30 FC ER32X60	30	ER32	50.00	60.00	38.0	M18	M12	0	0.46	NUT ER32 TOP
BT40 FC ER16X70	40	ER16	28.00	70.00	44.0	M12	M16	0	1.05	NUT ER16 TOP
BT40 FC ER16X100	40	ER16	28.00	100.00	74.0	M12	M16	0	1.17	NUT ER16 TOP
BT40 FC ER32X60	40	ER32	50.00	60.00	34.0	M22X1.5	M16	0	0.92	NUT ER32 TOP
BT40 FC ER32X100	40	ER32	50.00	100.00	74.0	M22X1.5	M16	0	1.54	NUT ER32 TOP
BT40 FC ER40X80	40	ER40	63.00	80.00	54.0	M28X1.5	M16	0	1.09	NUT ER40 TOP
BT50 FC ER16X100	50	ER16	28.00	100.00	63.5	M12	M24	0	3.91	NUT ER16 TOP
BT50 FC ER16X150	50	ER16	28.00	150.00	113.5	M12	M24	0	3.96	NUT ER16 TOP
BT50 FC ER32X100	50	ER32	50.00	100.00	63.5	M22X1.5	M24	0	3.98	NUT ER32 TOP
BT50 FC ER32X150	50	ER32	50.00	150.00	113.5	M22X1.5	M24	0	4.65	NUT ER32 TOP
BT50 FC ER40X100	50	ER40	63.00	100.00	63.5	M28X1.5	M24	0	4.03	NUT ER40 TOP
BT50 FC ER40X150	50	ER40	63.00	150.00	113.5	M28X1.5	M24	0	5.60	NUT ER40 TOP

(1) 1 - Hole for data chip, 0 - Without hole for data chip

BT-FC Face Contact Taper

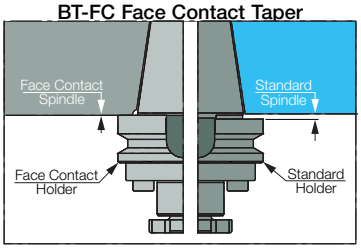

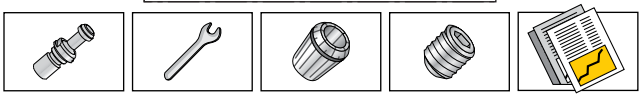

712-713 | 715 | 684-688 | 715 | 682-684

BT MAS SHORTIN

BT-ER-SHORT

Short ER Collet Chucks with BT MAS-403 AD Tapered Shanks

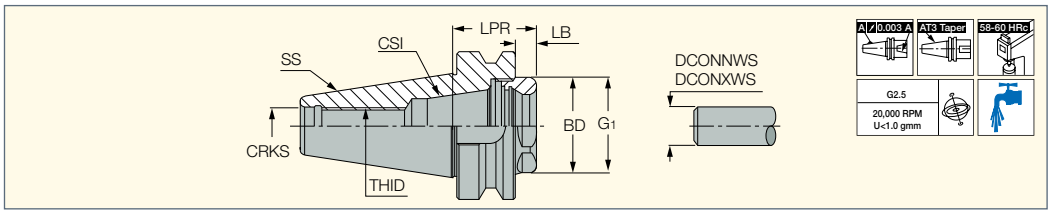

Designation	SS	CSI	DCONNWS(1)	DCONXWS(2)	LPR	LB	BD	THID	CRKS	G1	CDI(3)	kg
BT30 ER20 SHORT	30	ER20	1.0	13.0	23.70	5.2	25.00	M12	M12	M25X1.5	0	0.30
BT40 ER32 SHORT	40	ER32	2.0	20.0	36.50	6.0	40.00	M16	M16	M40X1.5	0	0.74
BT40 ER40 SHORT	40	ER40	3.0	26.0	43.00	6.0	50.00	M16	M16	M50X1.5	0	0.78
BT50 ER32 SHORT	50	ER32	2.0	20.0	44.00	6.0	40.00	M22X1.5	M24	M40X1.5	0	3.36
BT50 ER40 SHORT	50	ER40	3.0	26.0	44.00	6.0	50.00	M28X1.5	M24	M50X1.5	0	3.09

- B is the designation for coolant through flange.

(1) Minimum diameter

(2) Maximum diameter (1) 1 - Hole for data chip, 0 - Without hole for data chip

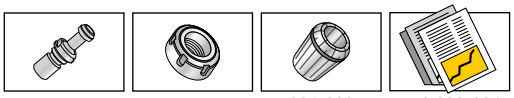

712-713 | 714 | 684-688 | 559,682-684

Spare Parts

Designation				
BT30 ER20 SHORT	NUT ER20 SHORT		PRESET ER-JET 12X1.75*	PRESET ER-JET 12X1.75L*
BT40 ER32 SHORT	NUT ER32 SHORT	WRENCH ER32 SHORT*	PRESET ER-JET 16X2*	PRESET ER-JET 16X2L*
BT40 ER40 SHORT	NUT ER40 SHORT	WRENCH ER40 SHORT*	PRESET ER-JET 16X2*	PRESET ER-JET 16X2L*
BT50 ER32 SHORT	NUT ER32 SHORT	WRENCH ER32 SHORT*	PRESET ER-JET 22X1.5*	PRESET ER-JET 22X1.5L*
BT50 ER40 SHORT	NUT ER40 SHORT	WRENCH ER40 SHORT*	PRESET ER-JET 28X1.5*	

* Optional, should be ordered separately

BT MAS MAXIN

BT-MAXIN

Power Chucks with BT MAS-403 ADB Tapered Shanks

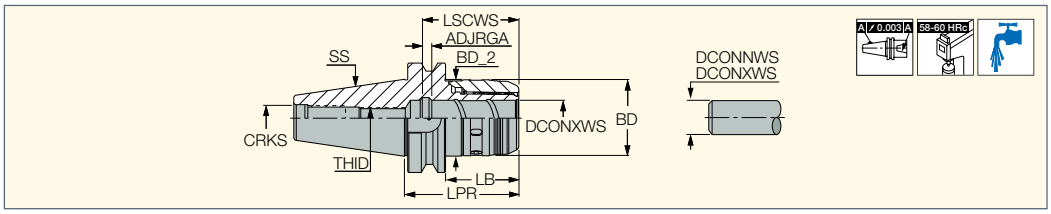

Designation	SS	DCONNWS(1)	DCONXWS(2)	BD	BD_2	LPR	LB	ADJRGA	LSCWS	THID	CRKS	CDI(3)	kg
BT40 MAXIN 20X 85	40	6.0	20.0	51.00	52.00	85.00	58.0	12.00	68.0	M16	M16	0	1.12
BT40 MAXIN 32X108	40	6.0	32.0	69.00	70.00	108.00	81.0	13.00	83.0	M16	M16	0	1.60
BT50 MAXIN 20X105	50	6.0	20.0	51.00	52.00	105.00	67.0	13.00	69.0	M16	M24	0	3.90
BT50 MAXIN 20X105 ADB	50	6.0	20.0	51.00	52.00	105.00	67.0	13.00	69.0	M16	M24	0	0.00
BT50 MAXIN 32X106	50	6.0	32.0	69.00	70.00	106.00	68.0	14.00	83.0	M20X2	M24	0	3.80
BT50 MAXIN 32X106 ADB	50	6.0	32.0	69.00	70.00	106.00	68.0	14.00	83.0	M20X2	M24	0	0.00
BT50 MAXIN 32X135	50	6.0	32.0	69.00	70.00	135.00	97.0	15.00	84.0	M20X2	M24	0	4.60

(1) Minimum diameter by using a reduction collet
(2) Max. diameter without a collet (1) 1 - Hole for data chip, 0 - Without hole for data chip

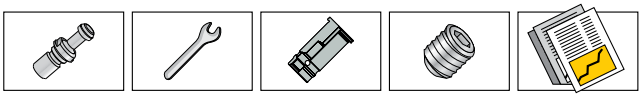

712-713 | 716 | 697 | 716 | 556-557

Spare Parts

Designation		
BT40 MAXIN 20X 85	WRENCH MAXIN 20 HOOK*	EXTRACTOR SC COLLETS*
BT40 MAXIN 32X108	WRENCH MAXIN 32 HOOK*	EXTRACTOR SC COLLETS*
BT50 MAXIN 20X105	WRENCH MAXIN 20 HOOK*	EXTRACTOR SC COLLETS*
BT50 MAXIN 20X105 ADB	WRENCH MAXIN 20 HOOK*	EXTRACTOR SC COLLETS*
BT50 MAXIN 32X106	WRENCH MAXIN 32 HOOK*	EXTRACTOR SC COLLETS*
BT50 MAXIN 32X106 ADB	WRENCH MAXIN 32 HOOK*	EXTRACTOR SC COLLETS*
BT50 MAXIN 32X135	WRENCH MAXIN 32 HOOK*	EXTRACTOR SC COLLETS*

* Optional, should be ordered separately

MAXIN BT MAS

BT-FC-MAXIN

Power Chucks with BT MAS-403 Face Contact AD Tapered Shanks

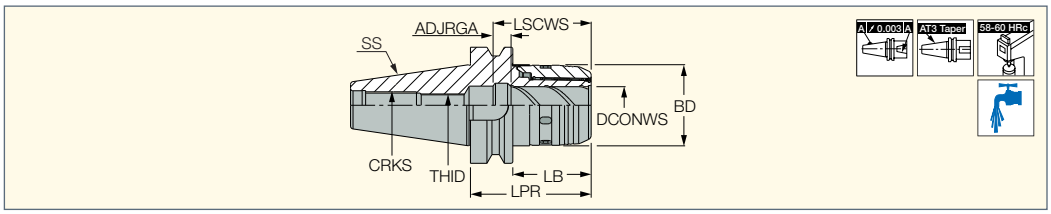

Designation	SS	DCONNWS(1)	DCONXWS(2)	BD	LPR	LB	ADJRGA	LSCWS	THID	CRKS	CDI(3)	kg
BT40 FC MAXIN20X85	40	6.0	20.0	53.00	85.00	58.0	12.80	68.3	M16	M16	0	1.67
BT40 FC MAXIN32X108	40	6.0	32.0	70.00	108.00	80.5	13.00	83.0	M16	M16	0	1.65
BT50 FC MAXIN20X105	50	6.0	20.0	53.00	105.00	67.0	13.10	68.6	M16	M24	0	3.80
BT50 FC MAXIN32X106	50	6.0	32.0	69.90	106.00	68.0	14.30	83.3	M20X2	M24	0	3.92

(1) By using a reduction collet
(2) Without a collet (1) 1 - Hole for data chip, 0 - Without hole for data chip

BT-FC Face Contact Taper

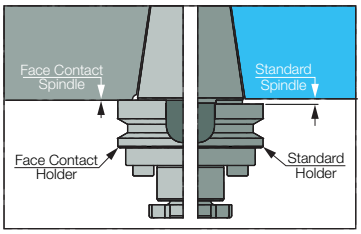

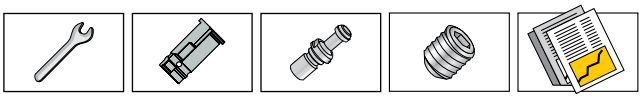

716 | 697 | 712-713 | 716 | 556-557

Spare Parts

Designation		
BT40 FC MAXIN20X85	WRENCH MAXIN 20 HOOK*	EXTRACTOR SC COLLETS*
BT40 FC MAXIN32X108	WRENCH MAXIN 32 HOOK*	EXTRACTOR SC COLLETS*
BT50 FC MAXIN20X105	WRENCH MAXIN 20 HOOK*	EXTRACTOR SC COLLETS*
BT50 FC MAXIN32X106	WRENCH MAXIN 32 HOOK*	EXTRACTOR SC COLLETS*

* Optional, should be ordered separately

BT MAS HYDROFIT HOLDING LINE

BT-HYDRO

Hydraulic Chucks with MAS-BT Form AD Shanks

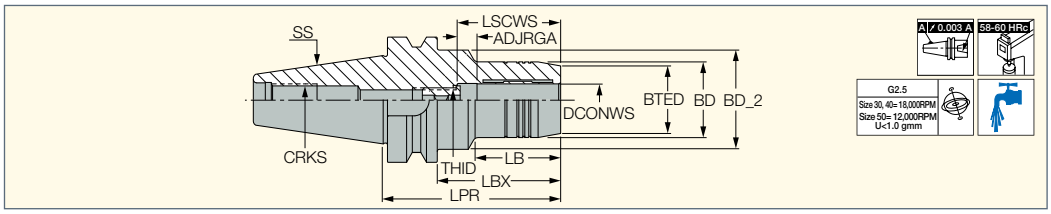

Designation	SS	DCONWS	BTED	BD	BD_2	LPR	LBX	LB	ADJRGA	LSCWS	THID	CRKS	CDI(1)	kg
BT30 HYDRO 6X60	30	6.00	23.00	26.00	-	60.00	38.0	-	10.00	37.0	M5	M12	0	0.58
BT30 HYDRO 8X64	30	8.00	25.00	28.00	45.00	64.00	42.0	29.00	10.00	37.0	M6	M12	0	0.68
BT30 HYDRO 10X64	30	10.00	27.00	30.00	-	64.00	42.0	-	10.00	42.0	M8X1	M12	0	0.59
BT30 HYDRO 12X72	30	12.00	29.00	32.00	-	72.00	50.0	-	10.00	47.0	M10X1	M12	0	0.70
BT30 HYDRO 14X70	30	14.00	30.00	34.00	-	70.00	48.0	-	10.00	47.0	M10X1	M12	0	0.69
BT30 HYDRO 16X90	30	16.00	34.00	38.00	50.00	90.00	63.0	47.50	10.00	52.0	M12X1	M12	0	1.00
BT30 HYDRO 18X90	30	18.00	36.00	40.00	42.00	90.00	68.0	52.00	10.00	52.0	M12X1	M12	0	0.97
BT30 HYDRO 20X90	30	20.00	38.00	42.00	-	90.00	68.0	-	10.00	52.0	M12X1	M12	0	0.56
BT40 HYDRO 6X90	40	6.00	23.00	26.00	50.00	90.00	63.0	43.00	10.00	37.0	M5	M16	0	1.39
BT40 HYDRO 8X90	40	8.00	25.00	28.00	50.00	90.00	63.0	43.50	10.00	37.0	M6	M16	0	1.40
BT40 HYDRO 10X90	40	10.00	27.00	30.00	50.00	90.00	63.0	44.00	10.00	42.0	M8X1	M16	0	1.44
BT40 HYDRO 12X90	40	12.00	29.00	32.00	50.00	90.00	63.0	44.50	10.00	47.0	M10X1	M16	0	1.45
BT40 HYDRO 14X90	40	14.00	30.00	34.00	50.00	90.00	63.0	47.50	10.00	47.0	M10X1	M16	0	1.35
BT40 HYDRO 16X90	40	16.00	34.00	38.00	50.00	90.00	63.0	47.50	10.00	52.0	M12X1	M16	0	1.51
BT40 HYDRO 18X90	40	18.00	36.00	40.00	50.00	90.00	63.0	47.50	10.00	52.0	M12X1	M16	0	1.54
BT40 HYDRO 20X90	40	20.00	38.00	42.00	50.00	90.00	63.0	47.50	10.00	52.0	M12X1	M16	0	1.56
BT40 HYDRO 25X90	40	25.00	46.00	50.00	63.00	90.00	55.0	55.00	10.00	58.0	M12X1	M16	0	1.67
BT40 HYDRO 32X110	40	32.00	56.00	60.00	60.00	110.00	81.5	81.50	10.00	62.0	M16X1	M16	0	2.36
BT50 HYDRO 6X110	50	6.00	23.00	26.00	80.00	110.00	72.0	43.00	10.00	37.0	M5	M24	0	4.73
BT50 HYDRO 8X110	50	8.00	25.00	28.00	80.00	110.00	72.0	43.50	10.00	37.0	M6	M24	0	4.76
BT50 HYDRO 10X110	50	10.00	27.00	30.00	80.00	110.00	72.0	44.00	10.00	42.0	M8X1	M24	0	4.77
BT50 HYDRO 12X110	50	12.00	29.00	32.00	80.00	110.00	72.0	42.00	10.00	47.0	M10X1	M24	0	4.80
BT50 HYDRO 14X110	50	14.00	30.00	34.00	80.00	110.00	72.0	42.00	10.00	47.0	M10X1	M24	0	4.69
BT50 HYDRO 16X110	50	16.00	34.00	38.00	80.00	110.00	72.0	45.00	10.00	52.0	M12X1	M24	0	4.80
BT50 HYDRO 18X110	50	18.00	36.00	40.00	80.00	110.00	72.0	45.00	10.00	52.0	M12X1	M24	0	3.20
BT50 HYDRO 20X110	50	20.00	38.00	42.00	80.00	110.00	72.0	47.50	10.00	52.0	M12X1	M24	0	4.83
BT50 HYDRO 25X110	50	25.00	46.00	50.00	80.00	110.00	72.0	47.50	10.00	58.0	M12X1	M24	0	4.95
BT50 HYDRO 32X110	50	32.00	56.00	60.00	80.00	110.00	72.0	47.50	10.00	64.0	M12X1	M24	0	5.12

• Chucking forces will be reduced by 25% if reduction sleeves are used. • Reduction sleeves are available for 12, 20, 25 and 32 mm bore diameters (ordered separately). • The coolant passages in the B type flange are blocked with screws which can be removed when required. • Clamping wrench (wrench HYDRO HEX 4) and test bar should be ordered separately.(1) 1 - Hole for data chip, 0 - Without hole for data chip

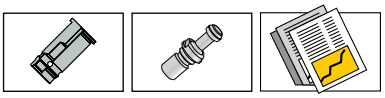

697 712-713 562

Spare Parts

Designation			
BT30 HYDRO 6X60	HYDRO CLAMP SCREW M8X14	WRENCH HYDRO HEX 4*	TEST BAR HYDRO 6*
BT30 HYDRO 8X64	HYDRO CLAMP SCREW M8X14	WRENCH HYDRO HEX 4*	TEST BAR HYDRO 8*
BT30 HYDRO 10X64	HYDRO CLAMP SCREW M8X14	WRENCH HYDRO HEX 4*	TEST BAR HYDRO 10*
BT30 HYDRO 12X72	HYDRO CLAMP SCREW M8X14	WRENCH HYDRO HEX 4*	TEST BAR HYDRO 12*
BT30 HYDRO 14X70	HYDRO CLAMP SCREW M8X14	WRENCH HYDRO HEX 4*	TEST BAR HYDRO 14*
BT30 HYDRO 16X90	HYDRO CLAMP SCREW M8X14	WRENCH HYDRO HEX 4*	TEST BAR HYDRO 16*
BT30 HYDRO 18X90	HYDRO CLAMP SCREW M8X14	WRENCH HYDRO HEX 4*	TEST BAR HYDRO 18*
BT30 HYDRO 20X90	HYDRO CLAMP SCREW M8X14	WRENCH HYDRO HEX 4*	TEST BAR HYDRO 20*
BT40 HYDRO 6X90	HYDRO CLAMP SCREW M8X14	WRENCH HYDRO HEX 4*	TEST BAR HYDRO 6*
BT40 HYDRO 8X90	HYDRO CLAMP SCREW M8X14	WRENCH HYDRO HEX 4*	TEST BAR HYDRO 8*
BT40 HYDRO 10X90	HYDRO CLAMP SCREW M8X14	WRENCH HYDRO HEX 4*	TEST BAR HYDRO 10*
BT40 HYDRO 12X90	HYDRO CLAMP SCREW M8X14	WRENCH HYDRO HEX 4*	TEST BAR HYDRO 12*
BT40 HYDRO 14X90	HYDRO CLAMP SCREW M8X14	WRENCH HYDRO HEX 4*	TEST BAR HYDRO 14*
BT40 HYDRO 16X90	HYDRO CLAMP SCREW M8X14	WRENCH HYDRO HEX 4*	TEST BAR HYDRO 16*
BT40 HYDRO 18X90	HYDRO CLAMP SCREW M8X14	WRENCH HYDRO HEX 4*	TEST BAR HYDRO 18*
BT40 HYDRO 20X90	HYDRO CLAMP SCREW M8X14	WRENCH HYDRO HEX 4*	TEST BAR HYDRO 20*
BT40 HYDRO 25X90	HYDRO CLAMP SCREW M8X14	WRENCH HYDRO HEX 4*	TEST BAR HYDRO 25*
BT40 HYDRO 32X110	HYDRO CLAMP SCREW M8X14	WRENCH HYDRO HEX 4*	TEST BAR HYDRO 32*
BT50 HYDRO 6X110	HYDRO CLAMP SCREW M8X14	WRENCH HYDRO HEX 4*	TEST BAR HYDRO 6*
BT50 HYDRO 8X110	HYDRO CLAMP SCREW M8X14	WRENCH HYDRO HEX 4*	TEST BAR HYDRO 8*
BT50 HYDRO 10X110	HYDRO CLAMP SCREW M8X14	WRENCH HYDRO HEX 4*	TEST BAR HYDRO 10*
BT50 HYDRO 12X110	HYDRO CLAMP SCREW M8X14	WRENCH HYDRO HEX 4*	TEST BAR HYDRO 12*
BT50 HYDRO 14X110	HYDRO CLAMP SCREW M8X14	WRENCH HYDRO HEX 4*	TEST BAR HYDRO 14*
BT50 HYDRO 16X110	HYDRO CLAMP SCREW M8X14	WRENCH HYDRO HEX 4*	TEST BAR HYDRO 16*
BT50 HYDRO 18X110	HYDRO CLAMP SCREW M8X14	WRENCH HYDRO HEX 4*	TEST BAR HYDRO 18*
BT50 HYDRO 20X110	HYDRO CLAMP SCREW M8X14	WRENCH HYDRO HEX 4*	TEST BAR HYDRO 20*
BT50 HYDRO 25X110	HYDRO CLAMP SCREW M8X14	WRENCH HYDRO HEX 4*	TEST BAR HYDRO 25*
BT50 HYDRO 32X110	HYDRO CLAMP SCREW M8X14	WRENCH HYDRO HEX 4*	TEST BAR HYDRO 32*

* Optional, should be ordered separately

BT MAS HYDROFIT HOLDING LINE

BT-HYDRO HD

Heavy Duty, Short
Hydraulic Chucks With
BT Form ADB Shanks

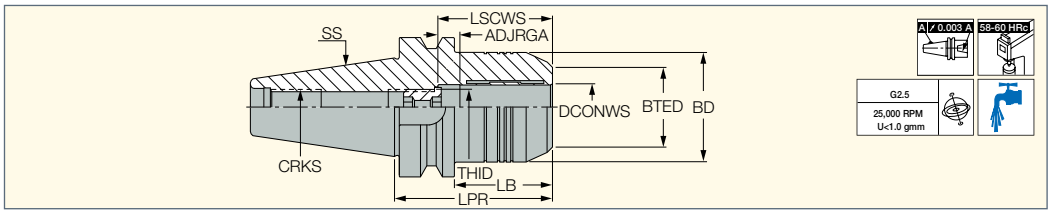

Designation	SS	DCONWS	BTED	BD	LPR	LB	ADJRGA	LSCWS	THID	CRKS	CDI(1)	kg
BT40 HYDRO 12X58 HD	40.0	12.00	32.00	42.00	58.00	31.0	10.00	46.0	M8X1	M16	0	1.23
BT40 HYDRO 16X72.5 HD	40.0	16.00	38.00	49.25	72.50	45.5	8.00	51.0	M8X1	M16	0	1.30
BT40 HYDRO 20X72.5 HD	40.0	20.00	38.00	49.25	72.50	45.5	8.00	51.0	M8X1	M16	0	1.40
BT50 HYDRO 20X83.5 HD	50.0	20.00	38.00	49.25	83.50	45.5	8.00	51.0	M8X1	M24	0	4.10
BT50 HYDRO 32X90 HD	50.0	32.00	58.50	72.00	90.00	52.0	9.00	61.0	M8X1	M24	0	4.60

(1) 1 - Hole for data chip, 0 - Without hole for data chip

Spare Parts

Designation	
BT40 HYDRO 12X58 HD	ALLEN KEY SW5X100*
BT40 HYDRO 16X72.5 HD	ALLEN KEY SW5X100*
BT40 HYDRO 20X72.5 HD	ALLEN KEY SW5X100*
BT50 HYDRO 20X83.5 HD	ALLEN KEY SW5X100*
BT50 HYDRO 32X90 HD	ALLEN KEY SW6X100*

* Optional, should be ordered separately

BT MAS HYDROFIT HOLDING LINE

BT-FC-HYDRO

Hydraulic Chucks with MAS-BT
Face Contact Form AD Shanks

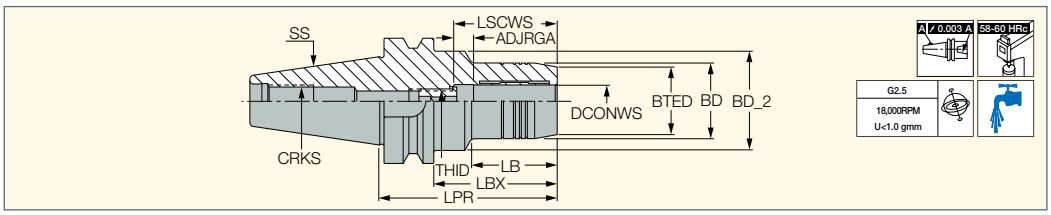

Designation	SS	DCONWS	LPR	BTED	BD	BD_2	LBX	LB	ADJRGA	LSCWS	THID	CRKS	CDI(1)	kg
BT30 FC HYDRO 6X60	30	6.00	60.00	23.00	26.00	-	38.0	33.00	10.00	37.0	M5	M12	0	0.50
BT30 FC HYDRO 8X64	30	8.00	64.00	25.00	28.00	45.00	42.0	29.00	6.00	37.0	M6	M12	0	0.60
BT30 FC HYDRO 10X64	30	10.00	64.00	27.00	30.00	-	42.0	37.00	10.00	42.0	M8x1	M12	0	0.50
BT30 FC HYDRO 12X72	30	12.00	72.00	29.00	32.00	-	50.0	43.00	10.00	50.0	M10x1	M12	0	0.60
BT30 FC HYDRO 14X70	30	14.00	70.00	30.00	34.00	-	48.0	33.00	10.00	48.0	M8x1	M12	0	0.70
BT30 FC HYDRO 16X90	30	16.00	90.00	34.00	38.00	-	68.0	52.00	10.00	52.0	M10x1	M12	0	0.90
BT30 FC HYDRO 18X90	30	18.00	90.00	36.00	40.00	-	68.0	52.00	10.00	52.0	M10x1	M12	0	0.90
BT30 FC HYDRO 20X90	30	20.00	90.00	38.00	42.00	42.00	68.0	-	10.00	52.0	M10x1	M12	0	0.90

• Chucking forces will be reduced by 25% if reduction sleeves are used • Reduction sleeves are available for 12, and 20 mm bore diameters (ordered separately) • Clamping wrench (wrench HYDRO HEX 4) and test bar should be ordered separately(1) 1 - Hole for data chip, 0 - Without hole for data chip

Spare Parts

Designation	
BT-FC-HYDRO	HYDRO CLAMP SCREW M8X14

BT MAS

BT-EM (Short)

Short DIN6359 / DIN 1835 Form
B Weldon Endmill Holders with BT
MAS-403 AD Tapered Shanks

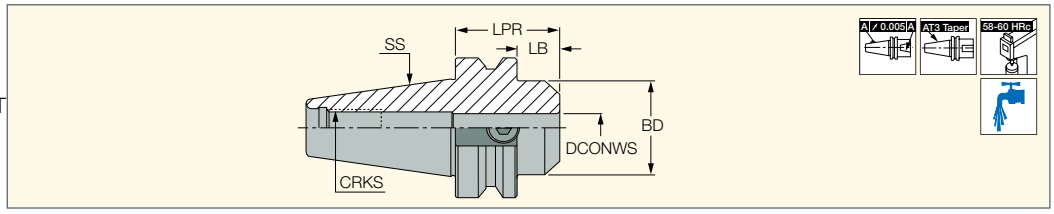

Designation	SS	DCONWS	LPR	LB	BD	CRKS	CDI(1)	kg	
BT40 EM 10X 45	40	10.00	45.00	18.0	35.00	M16	0	1.05	SR M10X12 DIN1835-B
BT40 EM 12X 45	40	12.00	45.00	18.0	42.00	M16	0	1.08	SR M12X16 DIN1835-B
BT40 EM 14X 45	40	14.00	45.00	18.0	44.00	M16	0	1.06	SR M12X16 DIN1835-B
BT40 EM 16X 45	40	16.00	45.00	18.0	48.00	M16	0	1.16	SR M14X16 DIN1835-B
BT40 EM 20X 45	40	20.00	45.00	18.0	52.00	M16	0	1.13	SR M16X10.3 EM SHORT
BT40 EM 25X 45	40	25.00	45.00	-	63.00	M16	0	1.12	SR M18X2X10 EM SHORT

• B is the designation for coolant through flange.
(1) 1 - Hole for data chip, 0 - Without hole for data chip

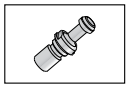

712-713

BT MAS

BT-EM (DIN 1835 Form B)

DIN6359 / DIN 1835 Form B
Weldon Endmill Holders with BT MAS-403 ADB Tapered Shanks

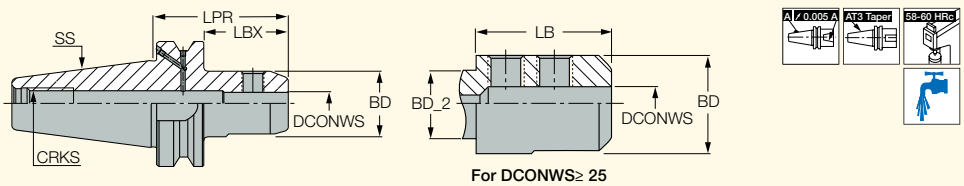

Designation	SS	DCONWS	LPR	BD	BD_2	LBX	LB	CRKS	CDI(2)	kg		
BT30 EM 6X 50 (1)	30	6.00	50.00	25.00	-	28.0	-	M12	0	0.46		SR M6X10 DIN1835B
BT30 EM 8X 60 (1)	30	8.00	60.00	28.00	-	38.0	-	M12	0	0.52		SR M8X10 DIN1835-B
BT30 EM 10X 60 (1)	30	10.00	60.00	35.00	-	38.0	-	M12	0	0.61		SR M10X12 DIN1835-B
BT30 EM 12X 60 (1)	30	12.00	60.00	42.00	-	38.0	-	M12	0	0.73		SR M12X16 DIN1835-B
BT30 EM 14X50 (1)	30	14.00	50.00	44.00	-	38.0	-	M12	0	0.73		SR M12X16 DIN1835-B
BT30 EM 16X 60 (1)	30	16.00	60.00	46.00	-	38.0	-	M12	0	0.79		SR M14X16 DIN1835-B
BT30 EM 18X 60 (1)	30	18.00	60.00	50.00	-	38.0	-	M12	0	0.76		SR M14X16 DIN1835-B
BT30 EM 20X 80 (1)	30	20.00	80.00	52.00	-	58.0	-	M12	0	1.04		SR M16X16 DIN1835-B
BT40 EM 6X 50 (1)	40	6.00	50.00	25.00	-	23.0	-	M16	0	1.02		SR M6X10 DIN1835B
BT40 EM 8X 50	40	8.00	50.00	28.00	-	23.0	-	M16	0	1.01		SR M8X10 DIN1835-B
BT40 EM 10X 65	40	10.00	65.00	35.00	-	38.0	-	M16	0	1.17		SR M10X12 DIN1835-B
BT40 EM 12X 65	40	12.00	65.00	42.00	-	38.0	-	M16	0	1.29		SR M12X16 DIN1835-B
BT40 EM 14X 65	40	14.00	65.00	44.00	-	38.0	-	M16	0	1.30		SR M12X16 DIN1835-B
BT40 EM 16X 65	40	16.00	65.00	48.00	-	38.0	-	M16	0	1.35		SR M14X16 DIN1835-B
BT40 EM 18X 65	40	18.00	65.00	50.00	-	38.0	-	M16	0	1.39		SR M14X16 DIN1835-B
BT40 EM 20X 75	40	20.00	75.00	52.00	-	48.0	-	M16	0	1.54		SR M16X16 DIN1835-B
BT40 EM 20X120	40	20.00	120.00	52.00	-	93.0	-	M16	0	2.25		SR M16X16 DIN1835-B
BT40 EM 25X105	40	25.00	105.00	65.00	61.00	78.0	68.00	M16	0	2.61		SR M18X2X20 DIN1835-B
BT40 EM 32X110	40	32.00	110.00	71.00	61.00	83.0	73.00	M16	0	2.84		SR M20X2X20 DIN1835-B
BT50 EM 6X 70 (1)	50	6.00	70.00	25.00	-	32.0	-	M24	0	3.68		SR M6X10 DIN1835B
BT50 EM 8X 70 (1)	50	8.00	70.00	28.00	-	32.0	-	M24	0	3.58		SR M8X10 DIN1835-B
BT50 EM 10X 70	50	10.00	70.00	35.00	-	32.0	-	M24	0	3.68		SR M10X12 DIN1835-B
BT50 EM 12X100	50	12.00	100.00	42.00	-	62.0	-	M24	0	4.01		SR M12X16 DIN1835-B
BT50 EM 14X100	50	14.00	100.00	44.00	-	62.0	-	M24	0	4.13		SR M12X16 DIN1835-B
BT50 EM 16X100	50	16.00	100.00	48.00	-	62.0	-	M24	0	4.17		SR M14X16 DIN1835-B
BT50 EM 18X100	50	18.00	100.00	50.00	-	62.0	-	M24	0	4.29		SR M14X16 DIN1835-B
BT50 EM 20X100	50	20.00	100.00	52.00	-	62.0	-	M24	0	4.28		SR M16X16 DIN1835-B
BT50 EM 25X115	50	25.00	115.00	65.00	-	77.0	-	M24	0	5.06		SR M18X2X20 DIN1835-B
BT50 EM 32X115	50	32.00	115.00	71.00	-	77.0	-	M24	0	5.28		SR M20X2X20 DIN1835-B
BT50 EM 40X115	50	40.00	115.00	90.00	-	77.0	-	M24	0	6.17		SR M20X2X20 DIN1835-B
BT50 EM 50X125	50	50.00	125.00	98.00	-	87.0	-	M24	0	6.94		SR M24X2X25 DIN1835-B

(1) Type AD (1) 1 - Hole for data chip, 0 - Without hole for data chip

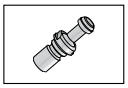

712-713

BT MAS

BT-FC-EM

DIN1835 Form B Endmills with BT MAS-403 Face Contact AD Tapered Shanks

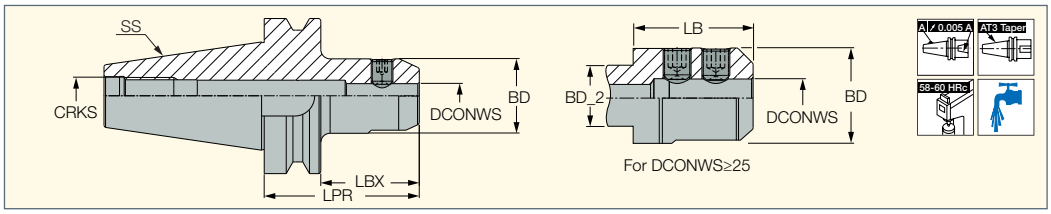

Designation	SS	DCONWS	BD	BD_2	LPR	LBX	LB	CRKS	CDI[1]	kg
BT30 FC EM12X60	30	12.00	42.00	-	60.00	38.0	-	M12	0	0.73
BT30 FC EM16X60	30	16.00	45.90	-	60.00	38.0	-	M12	0	0.80
BT30 FC EM20X80	30	20.00	52.00	44.40	80.00	58.0	48.00	M12	0	1.04
BT40 FC EM10X65	40	10.00	35.00	-	65.00	39.0	-	M16	0	1.25
BT40 FC EM12X65	40	12.00	42.00	-	65.00	39.0	-	M16	0	1.29
BT40 FC EM16X65	40	16.00	48.00	-	65.00	39.0	-	M16	0	1.37
BT40 FC EM20X75	40	20.00	52.00	-	75.00	49.0	-	M16	0	1.56
BT40 FC EM25X105	40	25.00	65.00	61.00	105.00	79.0	68.00	M16	0	2.54
BT40 FC EM32X110	40	32.00	71.00	61.00	110.00	83.0	73.00	M16	0	1.87
BT50 FC EM12X100	50	12.00	42.00	-	100.00	62.0	-	M24	0	4.25
BT50 FC EM16X100	50	16.00	48.00	-	100.00	63.5	-	M24	0	4.22
BT50 FC EM20X100	50	20.00	52.00	-	100.00	63.5	-	M24	0	4.33
BT50 FC EM25X115	50	25.00	65.00	-	115.00	78.5	-	M24	0	5.36
BT50 FC EM32X115	50	32.00	71.00	-	115.00	78.5	-	M24	0	5.38
BT50 FC EM40X115	50	40.00	90.00	-	115.00	78.5	-	M24	0	6.29
BT50 FC EM50X125	50	50.00	100.00	-	125.00	87.0	-	M24	0	3.24

[1] 1 - Hole for data chip, 0 - Without hole for data chip

BT-FC Face Contact Taper

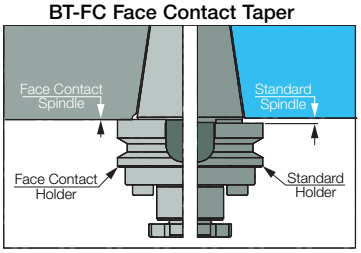

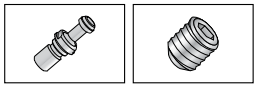

712-713 719

BT MAS

BT-EM (DIN 1835 Form E)

DIN6359 / DIN 1835 Form E
Drill Holders with BT MAS-403 AD Tapered Shanks

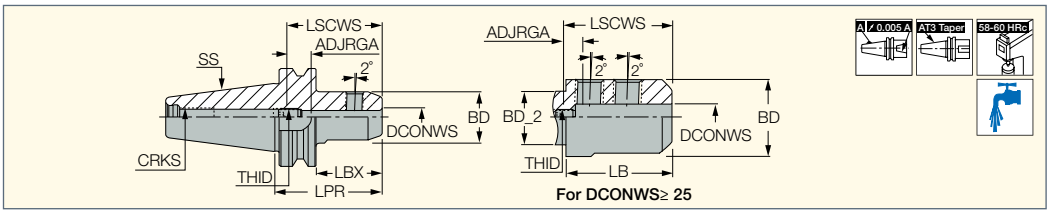

Designation	SS	DCONWS	BD	BD_2	LPR	LBX	LB	ADJRGA	LSCWS	THID(1)	Key(2)	CRKS	CDI(3)	kg
BT40 EM 16X 65 E	40	16.00	48.00	-	65.00	38.0	-	10.00	57.0	M12	6.00	M16	0	1.38
BT40 EM 20X 75 E	40	20.00	52.00	-	75.00	48.0	-	10.00	59.0	M16	8.00	M16	0	1.55
BT40 EM 25X105 E	40	25.00	65.00	61.00	105.00	78.0	68.00	10.00	64.0	M20X1.5	10.00	M16	0	2.45
BT40 EM 32X110 E	40	32.00	71.00	61.00	110.00	83.0	73.00	10.00	68.0	M20X1.5	10.00	M16	0	2.80
BT50 EM 10X 70 E	50	10.00	35.00	-	70.00	32.0	-	10.00	49.0	M8	4.00	M24	0	3.70
BT50 EM 12X100 E	50	12.00	42.00	-	100.00	62.0	-	10.00	54.0	M10	5.00	M24	0	4.06
BT50 EM 14X100 E	50	14.00	44.00	-	100.00	62.0	-	10.00	54.0	M10	5.00	M24	0	4.20
BT50 EM 20X100 E	50	20.00	52.00	-	100.00	62.0	-	10.00	59.0	M16	8.00	M24	0	4.36
BT50 EM 25X115 E	50	25.00	65.00	-	115.00	77.0	-	10.00	64.0	M20X1.5	10.00	M24	0	5.08
BT50 EM 32X115 E	50	32.00	71.00	-	115.00	77.0	-	10.00	68.0	M20X1.5	10.00	M24	0	5.25
BT50 EM 40X115 E	50	40.00	90.00	-	115.00	77.0	-	10.00	78.0	M20X1.5	10.00	M24	0	6.14
BT50 EM 50X125 E	50	50.00	98.00	-	125.00	67.0	-	10.00	88.0	M20X1.5	10.00	M24	0	6.94
BT50 EM 6X 70 E	50	6.00	25.00	-	70.00	32.0	-	10.00	45.0	M5	2.50	M24	0	3.70

- B is the designation for coolant through flange.

(1) Adjustment screw has an internal coolant hole.

(2) Adjustment screw hexagon key size (1) 1 - Hole for data chip, 0 - Without hole for data chip

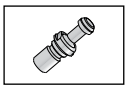

712-713

Spare Parts

Designation		
BT40 EM 16X 65 E	SR M14X16 DIN1835-B	PRESET M12X18B
BT40 EM 20X 75 E	SR M16X16 DIN1835-B	PRESET M16X20B
BT40 EM 25X105 E	SR M18X2X20 DIN1835-B	PRESET M20X20E
BT40 EM 32X110 E	SR M20X2X20 DIN1835-B	PRESET M20X20E
BT50 EM 10X 70 E	SR M10X12 DIN1835-B	PRESET M8X20B
BT50 EM 12X100 E	SR M12X16 DIN1835-B	PRESET M10X18B
BT50 EM 14X100 E	SR M12X16 DIN1835-B	PRESET M10X18B
BT50 EM 20X100 E	SR M16X16 DIN1835-B	PRESET M16X20B
BT50 EM 25X115 E	SR M18X2X20 DIN1835-B	PRESET M20X20E
BT50 EM 32X115 E	SR M20X2X20 DIN1835-B	PRESET M20X20E
BT50 EM 40X115 E	SR M20X2X20 DIN1835-B	PRESET M20X20E
BT50 EM 50X125 E	SR M24X2X25 DIN1835-B	PRESET M20X20E
BT50 EM 6X 70 E	SR M6X10 DIN1835B	PRESET M5X18B

BT MAS SHRINKIN

BT-SRKIN

Thermal Shrink Chucks with BT MAS-403 AD Tapered Shanks for Carbide HSS and Steel Tools

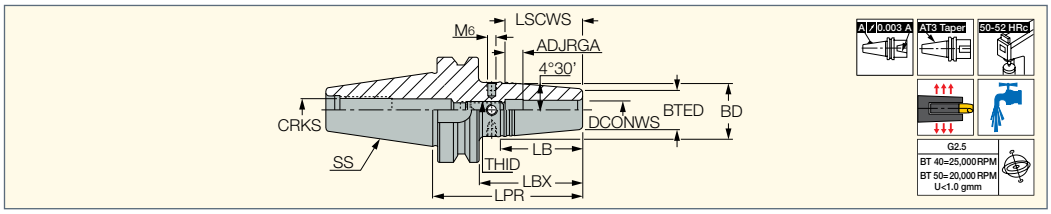

Designation	SS	DCONWS	BD	BTED	LPR	LBX	LB	ADJRGA	LSCWS	THID	Key(1)	CRKS	CDI(2)	kg
BT40 SRKIN 6X 90	40	6.00	27.00	21.00	90.00	63.0	38.00	11.00	36.0	M5	2.50	M16	0	1.13
BT40 SRKIN 8X 90	40	8.00	27.00	21.00	90.00	63.0	38.00	11.00	36.0	M6	3.00	M16	0	1.07
BT40 SRKIN 10X 90	40	10.00	32.00	24.00	90.00	63.0	50.50	11.00	42.0	M8	4.00	M16	0	1.23
BT40 SRKIN 12X 90	40	12.00	32.00	24.00	90.00	63.0	50.50	11.00	47.0	M10	5.00	M16	0	1.13
BT40 SRKIN 14X 90	40	14.00	34.00	27.00	90.00	63.0	44.50	11.00	47.0	M10	5.00	M16	0	1.26
BT40 SRKIN 16X 90	40	16.00	34.00	27.00	90.00	63.0	44.50	11.00	50.0	M12	6.00	M16	0	1.23
BT40 SRKIN 16X120	40	16.00	34.00	27.00	120.00	93.0	44.50	11.00	50.0	M12	6.00	M16	0	1.43
BT40 SRKIN 18X 90	40	18.00	42.00	33.00	90.00	63.0	57.00	11.00	50.0	M12	6.00	M16	0	1.40
BT40 SRKIN 20X 90	40	20.00	42.00	33.00	90.00	63.0	57.00	11.00	52.0	M16	6.00	M16	0	1.30
BT40 SRKIN 25X110	40	25.00	53.00	44.00	110.00	83.0	57.00	11.00	58.0	M16	6.00	M16	0	1.84
BT50 SRKIN 6X100	50	6.00	26.00	21.00	100.00	62.0	32.00	11.00	36.0	M5	2.50	M24	0	3.67
BT50 SRKIN 8X100	50	8.00	27.00	21.00	100.00	62.0	38.00	11.00	36.0	M6	3.00	M24	0	3.78
BT50 SRKIN 10X100	50	10.00	32.00	24.00	100.00	62.0	51.00	11.00	42.0	M8	4.00	M24	0	3.78
BT50 SRKIN 12X100	50	12.00	32.00	24.00	100.00	62.0	51.00	11.00	47.0	M10	5.00	M24	0	3.74
BT50 SRKIN 14X100	50	14.00	34.00	27.00	100.00	62.0	44.50	11.00	47.0	M10	5.00	M24	0	3.80
BT50 SRKIN 16X100	50	16.00	34.00	27.00	100.00	62.0	44.50	11.00	50.0	M12	6.00	M24	0	3.70
BT50 SRKIN 18X100	50	18.00	42.00	33.00	100.00	62.0	57.00	11.00	50.0	M12	6.00	M24	0	3.92
BT50 SRKIN 20X100	50	20.00	42.00	33.00	100.00	62.0	57.00	11.00	52.0	M16	6.00	M24	0	3.77
BT50 SRKIN 25X120	50	25.00	53.00	44.00	120.00	82.0	57.00	11.00	58.0	M16	6.00	M24	0	4.50
BT50 SRKIN 32X120	50	32.00	53.00	44.00	120.00	82.0	57.00	11.00	58.0	M16	6.00	M24	0	4.34

- Use only inductive heating device for SRKIN holders

(1) Hex key size for the rear stopper screw (1) 1 - Hole for data chip, 0 - Without hole for data chip

712-713 689-691 694-695

Spare Parts

Designation	
BT40 SRKIN 6X 90	PRESET M5X18B
BT40 SRKIN 8X 90	PRESET M6X20B
BT40 SRKIN 10X 90	PRESET M8X20B
BT40 SRKIN 12X 90	PRESET M10X18B
BT40 SRKIN 14X 90	PRESET M10X18B
BT40 SRKIN 16X 90	PRESET M12X18B
BT40 SRKIN 16X120	PRESET M12X18B
BT40 SRKIN 18X 90	PRESET M12X18B
BT40 SRKIN 20X 90	PRESET M16X20B
BT40 SRKIN 25X110	PRESET M16X25B
BT50 SRKIN 6X100	PRESET M5X18B
BT50 SRKIN 8X100	PRESET M6X20B
BT50 SRKIN 10X100	PRESET M8X20B
BT50 SRKIN 12X100	PRESET M10X18B
BT50 SRKIN 14X100	PRESET M10X18B
BT50 SRKIN 16X100	PRESET M12X18B
BT50 SRKIN 18X100	PRESET M12X18B
BT50 SRKIN 20X100	PRESET M16X20B
BT50 SRKIN 25X120	PRESET M16X25B
BT50 SRKIN 32X120	PRESET M16X25B

X-STREAM JET TOOLHOLDING

SHRINKIN BT MAS

BT-SRKIN-CX

Thermal Shrink Chucks with BT MAS-403 Form AD Tapered Shank and Coolant Jet Channels along the Shank Bore

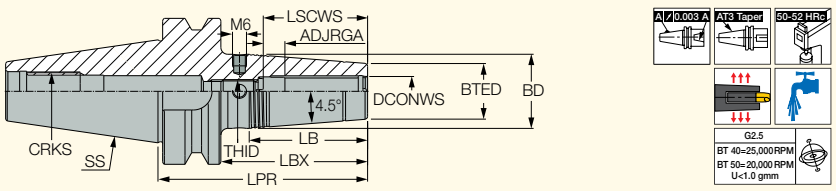

Designation	SS	DCONWS	BTED	BD	LPR	LBX	LB	LSCWS	ADJRGA	THID	Key(1)	CRKS	CDI(2)	kg
BT40 SRKIN 6X90 CX	40	6.00	21.00	27.00	90.00	63.00	38.00	34.00	9.50	M5	2.50	M16	0	1.13
BT40 SRKIN 8X90 CX	40	8.00	21.00	27.00	90.00	63.00	38.00	34.00	9.50	M6	3.00	M16	0	1.07
BT40 SRKIN 10X90 CX	40	10.00	24.00	32.00	90.00	63.00	50.80	39.80	9.30	M8	4.00	M16	0	1.23
BT40 SRKIN 12X90 CX	40	12.00	24.00	32.00	90.00	63.00	50.80	44.80	9.30	M10	5.00	M16	0	1.13
BT40 SRKIN 14X90 CX	40	14.00	27.00	34.00	90.00	63.00	44.50	44.80	9.30	M10	5.00	M16	0	1.26
BT40 SRKIN 16X90 CX	40	16.00	27.00	34.00	90.00	63.00	44.50	47.80	9.30	M12	6.00	M16	0	1.23
BT40 SRKIN 18X90 CX	40	18.00	33.00	42.00	90.00	63.00	57.00	47.80	9.30	M12	6.00	M16	0	1.40
BT40 SRKIN 20X90 CX	40	20.00	33.00	42.00	90.00	63.00	57.00	49.00	8.50	M16	8.00	M16	0	1.30
BT40 SRKIN 25X110 CX	40	25.00	44.00	53.00	110.00	83.00	57.00	55.00	8.50	M16	8.00	M16	0	1.84
BT50 SRKIN 6X100 CX	50	6.00	21.00	26.00	100.00	62.00	32.00	34.00	9.50	M5	2.50	M24	0	3.67
BT50 SRKIN 8X100 CX	50	8.00	21.00	27.00	100.00	62.00	38.00	34.00	9.50	M6	3.00	M24	0	3.78
BT50 SRKIN 10X100 CX	50	10.00	24.00	32.00	100.00	62.00	50.80	39.80	9.30	M8	4.00	M24	0	3.78
BT50 SRKIN 12X100 CX	50	12.00	24.00	32.00	100.00	62.00	50.80	44.80	9.30	M10	5.00	M24	0	3.74
BT50 SRKIN 14X100 CX	50	14.00	27.00	34.00	100.00	62.00	44.50	44.80	9.30	M10	5.00	M24	0	3.80
BT50 SRKIN 16X100 CX	50	16.00	27.00	34.00	100.00	62.00	44.50	47.80	9.30	M12	6.00	M24	0	3.70
BT50 SRKIN 18X100 CX	50	18.00	33.00	42.00	100.00	62.00	57.00	47.80	9.30	M12	6.00	M24	0	3.92
BT50 SRKIN 20X100 CX	50	20.00	33.00	42.00	100.00	62.00	57.00	49.00	8.50	M16	8.00	M24	0	3.77
BT50 SRKIN 25X120 CX	50	25.00	44.00	53.00	120.00	82.00	57.00	55.00	8.50	M16	8.00	M24	0	4.50
BT50 SRKIN 32X120 CX	50	32.00	44.00	53.00	120.00	82.00	57.00	59.00	8.50	M16	8.00	M24	0	4.35

• Use only inductive heating device for SRKIN holders • Preset screw CX allows supply of coolant via JET channels - do not remove

(1) Hex key size for the rear stopper screw (1) 1 - Hole for data chip, 0 - Without hole for data chip

Spare Parts

Designation	
BT40 SRKIN 6X90 CX	PRESET CX M5X13
BT40 SRKIN 8X90 CX	PRESET CX M6X12
BT40 SRKIN 10X90 CX	PRESET CX M8X16
BT40 SRKIN 12X90 CX	PRESET CX M10X16
BT40 SRKIN 16X90 CX	PRESET CX M12X16
BT40 SRKIN 20X90 CX	PRESET CX M16X14
BT40 SRKIN 25X110 CX	PRESET CX M16X14
BT50 SRKIN 6X100 CX	PRESET CX M5X13
BT50 SRKIN 8X100 CX	PRESET CX M6X12
BT50 SRKIN 10X100 CX	PRESET CX M8X16
BT50 SRKIN 12X100 CX	PRESET CX M10X16
BT50 SRKIN 16X100 CX	PRESET CX M12X16
BT50 SRKIN 20X100 CX	PRESET CX M16X14
BT50 SRKIN 25X120 CX	PRESET CX M16X14
BT50 SRKIN 32X120 CX	PRESET CX M16X14

SHRINKIN BT MAS

BT-FC-SRKIN

Thermal Shrink Chucks with
BT MAS-403 Face Contact
AD Tapered Shanks

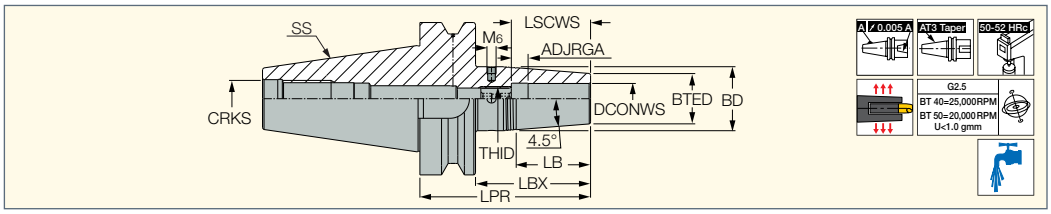

Designation	SS	DCONWS	BTED	BD	LPR	LBX	LB	ADJRGA	LSCWS	THID	CRKS	CDI(1)	kg
BT40 FC SRKIN 6X90	40	6.00	21.00	27.00	90.00	64.0	38.00	11.00	36.0	M5	M16	0	1.16
BT40 FC SRKIN 8X90	40	8.00	21.00	27.00	90.00	64.0	38.00	11.00	36.0	M6	M16	0	1.14
BT40 FC SRKIN10X90	40	10.00	24.00	32.00	90.00	64.0	50.80	11.00	42.0	M8	M16	0	1.29
BT40 FC SRKIN12X90	40	12.00	24.00	32.00	90.00	64.0	50.80	11.00	47.0	M10	M16	0	1.28
BT40 FC SRKIN14X90	40	14.00	27.00	34.00	90.00	64.0	44.50	11.00	47.0	M10	M16	0	1.32
BT40 FC SRKIN16X90	40	16.00	27.00	34.00	90.00	64.0	44.50	11.00	50.0	M12	M16	0	1.31
BT40 FC SRKIN18X90	40	18.00	33.00	42.00	90.00	64.0	57.20	11.00	50.0	M12	M16	0	3.00
BT40 FC SRKIN20X90	40	20.00	33.00	42.00	90.00	64.0	57.20	11.00	52.0	M16	M16	0	1.43
BT40 FC SRKIN25X110	40	25.00	44.00	53.00	110.00	84.0	57.20	11.00	58.0	M16	M16	0	2.03
BT50 FC SRKIN 6X100	50	6.00	21.00	27.00	100.00	63.5	38.00	11.00	36.0	M6	M24	0	13.99
BT50 FC SRKIN 8X100	50	8.00	21.00	27.00	100.00	63.5	38.00	11.00	36.0	M5	M24	0	3.86
BT50 FC SRKIN10X100	50	10.00	24.00	32.00	100.00	63.5	50.80	11.00	42.0	M8	M24	0	10.00
BT50 FC SRKIN12X100	50	12.00	24.00	32.00	100.00	63.5	50.80	11.00	47.0	M10	M24	0	3.73
BT50 FC SRKIN14X100	50	14.00	27.00	34.00	100.00	63.5	44.50	11.00	47.0	M10	M24	0	10.00
BT50 FC SRKIN16X100	50	16.00	27.00	34.00	100.00	63.5	44.50	11.00	50.0	M12	M24	0	3.76
BT50 FC SRKIN20X100	50	20.00	33.00	42.00	100.00	63.5	57.20	11.00	52.0	M16	M24	0	3.87
BT50 FC SRKIN25X120	50	25.00	44.00	53.00	120.00	83.5	57.20	11.00	58.0	M16	M24	0	4.47
BT50 FC SRKIN32X120	50	32.00	44.00	53.00	120.00	83.5	57.20	11.50	62.0	M16	M24	0	10.00

- Use only inductive heating device for SRKIN holders

(1) 1 - Hole for data chip, 0 - Without hole for data chip

BT-FC Face Contact Taper

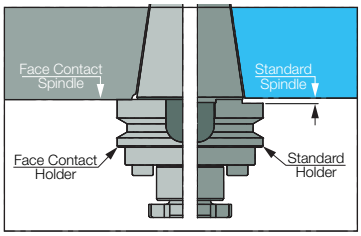

712-713 689-691 694-695

Spare Parts

Designation	
BT40 FC SRKIN 6X90	PRESET M5X18B
BT40 FC SRKIN 8X90	PRESET M6X20B
BT40 FC SRKIN10X90	PRESET M8X20B
BT40 FC SRKIN12X90	PRESET M10X18B
BT40 FC SRKIN14X90	PRESET M10X18B
BT40 FC SRKIN16X90	PRESET M12X18B
BT40 FC SRKIN18X90	PRESET M12X18B
BT40 FC SRKIN20X90	PRESET M16X20B
BT40 FC SRKIN25X110	PRESET M16X25B
BT50 FC SRKIN 6X100	PRESET M5X18B
BT50 FC SRKIN 8X100	PRESET M6X20B
BT50 FC SRKIN10X100	PRESET M8X20B
BT50 FC SRKIN12X100	PRESET M10X18B
BT50 FC SRKIN14X100	PRESET M10X18B
BT50 FC SRKIN16X100	PRESET M12X18B
BT50 FC SRKIN20X100	PRESET M16X20B
BT50 FC SRKIN25X120	PRESET M16X25B
BT50 FC SRKIN32X120	PRESET M16X25B

BT MAS SHRINKIN

BT-SRK

Thermal Shrink Chucks
with BT MAS-403 Tapered
Shanks for Carbide Tools

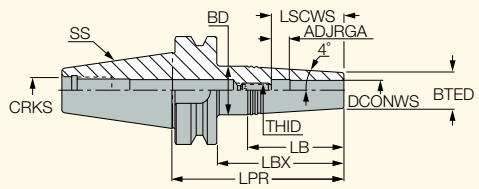

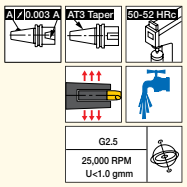

Designation	SS	DCONWS	BTED	BD	LPR	LBX	LB	ADJRGA	LSCWS	THID	Key(1)	CRKS	CDI(2)	kg
BT30 SRK 3X50	30	3.00	10.00	15.00	72.00	50.0	36.30	6.00	16.0	M6	3.00	M12	0	0.43
BT30 SRK 4X50	30	4.00	10.00	15.00	72.00	50.0	36.30	6.00	18.0	M6	3.00	M12	0	0.43
BT30 SRK 5X50	30	5.00	10.00	15.00	72.00	50.0	36.30	6.00	21.0	M6	3.00	M12	0	0.42
BT30 SRK 6X50	30	6.00	11.00	16.00	72.00	50.0	36.60	6.00	24.0	M8	4.00	M12	0	0.43
BT30 SRK 8X50	30	8.00	14.00	20.00	72.00	50.0	43.30	6.00	31.0	M10	5.00	M12	0	0.45
BT30 SRK10X50	30	10.00	16.00	22.00	72.00	50.0	42.80	10.00	40.0	M8	4.00	M12	0	0.47
BT30 SRK12X50	30	12.00	20.00	26.00	72.00	50.0	42.70	10.00	42.0	M10	5.00	M12	0	0.51
BT40 SRK 3X50	40	3.00	10.00	15.00	77.00	50.0	35.55	6.00	16.0	M6	3.00	M16	0	1.00
BT40 SRK 3X85	40	3.00	10.00	19.00	112.00	85.0	64.15	6.00	16.0	M6	3.00	M16	0	1.00
BT40 SRK 4X50	40	4.00	10.00	15.00	77.00	50.0	35.55	6.00	18.0	M6	3.00	M16	0	0.98
BT40 SRK 4X85	40	4.00	10.00	19.00	112.00	85.0	64.15	6.00	18.0	M6	3.00	M16	0	1.06
BT40 SRK 5X50	40	5.00	10.00	15.00	77.00	50.0	35.55	6.00	21.0	M6	3.00	M16	0	1.00
BT40 SRK 5X85	40	5.00	10.00	19.00	112.00	85.0	64.15	6.00	21.0	M6	3.00	M16	0	1.00
BT40 SRK 6X50	40	6.00	11.00	16.00	77.00	50.0	35.50	6.00	24.0	M8	4.00	M16	0	0.98
BT40 SRK 6X85	40	6.00	11.00	20.00	112.00	85.0	64.15	6.00	24.0	M8	4.00	M16	0	1.00
BT40 SRK 8X50	40	8.00	14.00	20.00	77.00	50.0	42.50	6.00	31.0	M10	5.00	M16	0	1.00
BT40 SRK 8X85	40	8.00	14.00	23.00	112.00	85.0	63.95	6.00	31.0	M10	5.00	M16	0	1.15
BT40 SRK 10X50	40	10.00	16.00	22.00	77.00	50.0	42.40	6.00	36.0	M12	6.00	M16	0	1.04
BT40 SRK 10X85	40	10.00	16.00	24.50	112.00	85.0	60.28	6.00	36.0	M12	6.00	M16	0	1.12
BT40 SRK 12X50	40	12.00	20.00	26.00	77.00	50.0	42.30	10.00	42.0	M10	5.00	M16	0	1.06
BT40 SRK 12X85	40	12.00	20.00	28.00	112.00	85.0	56.60	10.00	42.0	M10	5.00	M16	0	1.22

- Preset screw without coolant hole
- For through tool coolant, preset screw must be removed

(1) Hex key size for the rear stopper screw (1) 1 - Hole for data chip, 0 - Without hole for data chip

712-713 689-691 694-695

Spare Parts

Designation		
BT30 SRK 3X50	SR M6X10 DIN916	
BT30 SRK 4X50	SR M6X10 DIN916	
BT30 SRK 5X50	SR M6X10 DIN916	
BT30 SRK 6X50	SR M8X12 DIN916	
BT30 SRK 8X50	SR M10X10 DIN913	
BT30 SRK10X50		PRESET M8X20B
BT30 SRK12X50		PRESET M10X18B
BT40 SRK 3X50	SR M6X10 DIN916	
BT40 SRK 3X85	SR M6X10 DIN916	
BT40 SRK 4X50	SR M6X10 DIN916	
BT40 SRK 4X85	SR M6X10 DIN916	
BT40 SRK 5X50	SR M6X10 DIN916	
BT40 SRK 5X85	SR M6X10 DIN916	
BT40 SRK 6X50	SR M8X12 DIN916	
BT40 SRK 6X85	SR M8X12 DIN916	
BT40 SRK 8X50	SR M10X10 DIN913	
BT40 SRK 8X85	SR M10X10 DIN913	
BT40 SRK 10X50	SR M12X10 DIN913	
BT40 SRK 10X85	SR M12X10 DIN913	
BT40 SRK 12X50	SR M10X18 DIN913	
BT40 SRK 12X85		PRESET M10X18B

SHRINKIN BT MAS

BT-FC-SRK

Thermal Shrink Chucks with
BT MAS-403 Face Contact
AD Tapered Shanks

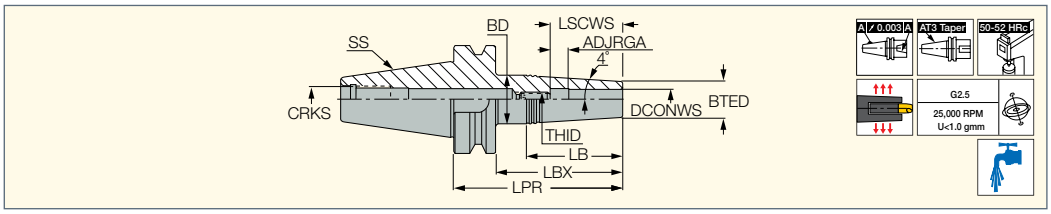

Designation	SS	DCONWS	BTED	BD	LPR	LBX	LB	ADJRGA	LSCWS	THID	CRKS	CDI[1]	kg
BT30 FC SRK 3X50	30	3.00	9.93	15.00	72.00	50.0	36.30	0.00	10.0	M6	M12	0	0.32
BT30 FC SRK 4X50	30	4.00	9.93	15.00	72.00	50.0	36.30	0.00	12.0	M6	M12	0	0.46
BT30 FC SRK 6X50	30	6.00	10.88	16.00	72.00	50.0	36.60	0.00	18.0	M8	M12	0	0.52
BT30 FC SRK 8X50	30	8.00	13.95	20.00	72.00	50.0	43.30	0.00	25.0	M10	M12	0	0.48
BT30 FC SRK12X50	30	12.00	20.03	26.00	72.00	50.0	42.70	10.00	42.0	M10	M12	0	0.53

- Use only inductive heating device for SRKIN holders
- For through tool coolant, preset screw must be removed

(1) 1 - Hole for data chip, 0 - Without hole for data chip

Spare Parts

Designation		
BT30 FC SRK 3X50	SR M6X10 DIN916	
BT30 FC SRK 4X50	SR M6X10 DIN916	
BT30 FC SRK 6X50	SR M8X12 DIN916	
BT30 FC SRK 8X50	SR M10X10 DIN913	
BT30 FC SRK12X50		PRESET M10X18B

BT MAS

BT-SEM

ISO 3937 Shell Mill Holders
with BT MAS-403 ADB
Tapered Shanks

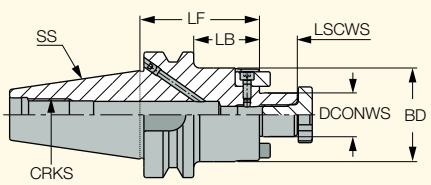

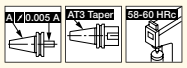

Designation	SS	DCONWS	LF	BD	LSCWS	LB	CRKS	CDI[1]	kg
BT30 SEM 16X50	30	16.00	50.00	38.00	17.00	28.0	M12	0	0.62
BT30 SEM 22X50	30	22.00	50.00	47.00	19.00	28.0	M12	0	0.77
BT30 SEM 27X50	30	27.00	50.00	58.00	21.00	18.0	M12	0	0.88
BT40 SEM 16X120	40	16.00	120.00	38.00	17.00	93.0	M16	0	1.82
BT40 SEM 16X60	40	16.00	60.00	38.00	17.00	33.0	M16	0	1.29
BT40 SEM 22X120	40	22.00	120.00	47.00	19.00	93.0	M16	0	2.38
BT40 SEM 22X60	40	22.00	60.00	47.00	19.00	33.0	M16	0	1.45
BT40 SEM 27X105	40	27.00	105.00	58.00	21.00	78.0	M16	0	2.62
BT40 SEM 27X45	40	27.00	45.00	58.00	21.00	18.0	M16	0	1.39
BT40 SEM 32X60	40	32.00	60.00	65.50	24.00	23.0	M16	0	1.88
BT40 SEM 32X75	40	32.00	75.00	65.00	24.00	36.0	M16	0	2.26
BT40 SEM 40X60	40	40.00	60.00	82.00	27.00	23.0	M16	0	2.25
BT40 SEM 40X75	40	40.00	75.00	82.00	27.00	38.0	M16	0	3.10
BT50 SEM 16X120	50	16.00	120.00	38.00	17.00	82.0	M24	0	4.40
BT50 SEM 16X75	50	16.00	75.00	38.00	17.00	37.0	M24	0	3.86
BT50 SEM 22X120	50	22.00	120.00	47.00	19.00	82.0	M24	0	4.63
BT50 SEM 22X50X220	50	22.00	220.00	50.00	19.00	182.0	M24	0	6.52
BT50 SEM 22X64X320	50	22.00	320.00	64.00	19.00	282.0	M24	0	10.51
BT50 SEM 22X75	50	22.00	75.00	47.00	19.00	37.0	M24	0	4.10
BT50 SEM 27X105	50	27.00	105.00	58.00	21.00	67.0	M24	0	5.08
BT50 SEM 27X60	50	27.00	60.00	58.00	21.00	22.0	M24	0	4.15
BT50 SEM 32X48	50	32.00	48.00	78.00	24.00	10.0	M24	0	3.96
BT50 SEM 32X75	50	32.00	75.00	66.00	24.00	37.0	M24	0	4.65
BT50 SEM 40X48	50	40.00	48.00	82.00	27.00	10.0	M24	0	4.27
BT50 SEM 40X75	50	40.00	75.00	82.00	27.00	37.0	M24	0	5.33

- For internal coolant through the holder, the related COOLANT SET should be ordered via Accessories (applicable to certain tools only)

[1] 1 - Hole for data chip, 0 - Without hole for data chip

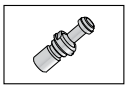

712-713

Spare Parts

Designation					
BT30 SEM 16X50	M8 CLAMP SCREW SEM16	WRENCH M8 SEMC16*	DR.DOG 8S	SR M3X10DIN912	
BT30 SEM 22X50	M10 CLAMP SCREW SEM22	WRENCH M10 SEMC 22*	DR.DOG 10S	SR M4X10DIN912	
BT30 SEM 27X50	M12 CLAMP SCREW SEM27	WRENCH M12 SEMC 27*	DR.DOG 12S	SR M5X14DIN912	
BT40 SEM 16X120	M8 CLAMP SCREW SEM16	WRENCH M8 SEMC16*	DR.DOG 8S	SR M3X10DIN912	SR M4X4 DIN913
BT40 SEM 16X60	M8 CLAMP SCREW SEM16	WRENCH M8 SEMC16*	DR.DOG 8S	SR M3X10DIN912	SR M4X4 DIN913
BT40 SEM 22X120	M10 CLAMP SCREW SEM22	WRENCH M10 SEMC 22*	DR.DOG 10S	SR M4X10DIN912	SR M4X4 DIN913
BT40 SEM 22X60	M10 CLAMP SCREW SEM22	WRENCH M10 SEMC 22*	DR.DOG 10S	SR M4X10DIN912	SR M4X4 DIN913
BT40 SEM 27X105	M12 CLAMP SCREW SEM27	WRENCH M12 SEMC 27*	DR.DOG 12S	SR M5X14DIN912	SR M4X4 DIN913
BT40 SEM 27X45	M12 CLAMP SCREW SEM27	WRENCH M12 SEMC 27*	DR.DOG 12S	SR M5X14DIN912	SR M4X4 DIN913
BT40 SEM 32X60	M16 CLAMP SCREW SEM32	WRENCH M16 SEMC 32*	DR.DOG 14X13S	SR M5X14DIN912	SR M4X4 DIN913
BT40 SEM 32X75	M16 CLAMP SCREW SEM32	WRENCH M16 SEMC 32*	DR.DOG 14X13S	SR M5X14DIN912	SR M4X4 DIN913
BT40 SEM 40X60	M20 CLAMP SCREW SEM40	WRENCH M20 SEMC 40*	DR.DOG 16X18S	SR M6X20 DIN912	SR M4X4 DIN913
BT40 SEM 40X75	M20 CLAMP SCREW SEM40	WRENCH M20 SEMC 40*	DR.DOG 16X18S	SR M6X20 DIN912	SR M4X4 DIN913
BT50 SEM 16X120	M8 CLAMP SCREW SEM16	WRENCH M8 SEMC16*	DR.DOG 8S	SR M3X10DIN912	SR M4X4 DIN913
BT50 SEM 16X75	M8 CLAMP SCREW SEM16	WRENCH M8 SEMC16*	DR.DOG 8S	SR M3X10DIN912	SR M4X4 DIN913
BT50 SEM 22X120	M10 CLAMP SCREW SEM22	WRENCH M10 SEMC 22*	DR.DOG 10S	SR M4X10DIN912	SR M4X4 DIN913
BT50 SEM 22X50X220	M10 CLAMP SCREW SEM22	WRENCH M10 SEMC 22*	DR.DOG 10S	SR M4X10DIN912	SR M4X4 DIN913
BT50 SEM 22X64X320	M10 CLAMP SCREW SEM22	WRENCH M10 SEMC 22*	DR.DOG 10S	SR M4X10DIN912	SR M4X4 DIN913
BT50 SEM 22X75	M10 CLAMP SCREW SEM22	WRENCH M10 SEMC 22*	DR.DOG 10S	SR M4X10DIN912	SR M4X4 DIN913
BT50 SEM 27X105	M12 CLAMP SCREW SEM27	WRENCH M12 SEMC 27*	DR.DOG 12S	SR M5X14DIN912	SR M4X4 DIN913
BT50 SEM 27X60	M12 CLAMP SCREW SEM27	WRENCH M12 SEMC 27*	DR.DOG 12S	SR M5X14DIN912	SR M4X4 DIN913
BT50 SEM 32X48	M16 CLAMP SCREW SEM32	WRENCH M16 SEMC 32*	DR. DOG 14 E	SR M5X14DIN912	SR M4X4 DIN913
BT50 SEM 32X75	M16 CLAMP SCREW SEM32	WRENCH M16 SEMC 32*	DR.DOG 14X13S	SR M5X14DIN912	SR M4X4 DIN913
BT50 SEM 40X48	M20 CLAMP SCREW SEM40	WRENCH M20 SEMC 40*	DR. DOG 16 E	SR M5X16 DIN912	SR M4X4 DIN913
BT50 SEM 40X75	M20 CLAMP SCREW SEM40	WRENCH M20 SEMC 40*	DR.DOG 16X18S	SR M6X20 DIN912	SR M4X4 DIN913

* Optional, should be ordered separately

BT MAS

BT-SEM-C

ISO 3937 Shell Mill Holders with Coolant Holes and BT MAS-403 ADB Tapered Shanks

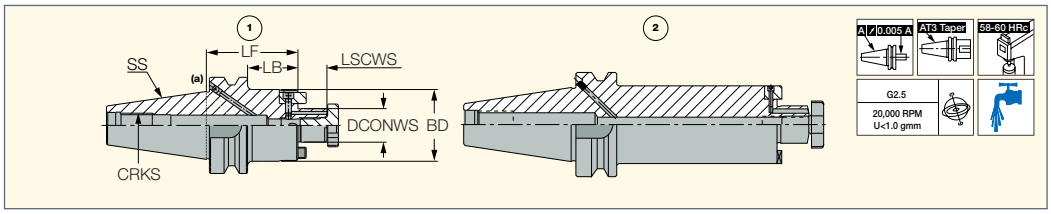

Designation	SS	DCONWS	BD	LF	LSCWS	LB	CRKS	Fig.	CDI(2)	kg
BT40 SEM 16X60C	40	16.00	38.00	60.00	17.00	33.0	M16	1.	0	1.21
BT40 SEM 16X100C	40	16.00	38.00	100.00	17.00	73.0	M16	1.	0	1.57
BT40 SEM 22X60C	40	22.00	47.00	60.00	19.00	33.0	M16	1.	0	1.10
BT40 SEM 22X100C	40	22.00	47.00	100.00	19.00	73.0	M16	1.	0	2.03
BT40 SEM 27X45C	40	27.00	58.00	45.00	21.00	18.0	M16	1.	0	1.32
BT40 SEM 27X100C	40	27.00	58.00	100.00	21.00	73.0	M16	1.	0	2.44
BT40 SEM 32X60C	40	32.00	66.00	60.00	24.00	33.0	M16	1.	0	1.84
BT40 SEM32X78X60C	40	32.00	78.00	60.00	24.00	33.0	M16	1.	0	2.20
BT40 SEM32X78X100C	40	32.00	78.00	100.00	24.00	73.0	M16	1.	0	3.36
BT50 SEM 16X75C	50	16.00	38.00	75.00	17.00	37.0	M24	1.	0	3.82
BT50 SEM 16X100C	50	16.00	38.00	100.00	17.00	62.0	M24	1.	0	4.00
BT50 SEM 22X75C	50	22.00	47.00	75.00	19.00	37.0	M24	1.	0	4.00
BT50 SEM 22X100C	50	22.00	47.00	100.00	19.00	62.0	M24	1.	0	4.30
BT50 SEM 22X48X220C (1)	50	22.00	48.00	220.00	19.00	182.0	M24	2.	0	5.98
BT50 SEM 22X61X320C (1)	50	22.00	61.00	320.00	19.00	282.0	M24	2.	0	9.91
BT50 SEM 27X60C	50	27.00	58.00	60.00	21.00	22.0	M24	1.	0	3.96
BT50 SEM 27X100C	50	27.00	58.00	100.00	21.00	62.0	M24	1.	0	4.72
BT50 SEM 27X61X320C (1)	50	27.00	61.00	320.00	21.00	282.0	M24	2.	0	9.78
BT50 SEM 32X75C	50	32.00	66.00	75.00	24.00	37.0	M24	1.	0	4.50
BT50 SEM 32X100C	50	32.00	66.00	100.00	24.00	62.0	M24	1.	0	5.04
BT50 SEM32X78X50C	50	32.00	78.00	50.00	24.00	12.0	M24	1.	0	4.16
BT50 SEM32X78X100C	50	32.00	78.00	100.00	24.00	62.0	M24	1.	0	5.99
BT50 SEM 32X78X390C (1)	50	32.00	78.00	390.00	24.00	352.0	M24	2.	0	16.66

- (a) For coolant through flange the plug screw must be removed from the flange cooling hole (use a 2 mm hex key)

(1) Symmetrical design. However, the family's balance values are not guaranteed for this tool (1) 1 - Hole for data chip, 0 - Without hole for data chip

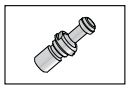

712-713

Spare Parts

Designation					
BT40 SEM 16X60C	M8 CLAMP SCREW SEM16	WRENCH M8 SEMC16*	DR.DOG 8S	SR M3X10DIN912	SR M4X4 DIN913
BT40 SEM 16X100C	M8 CLAMP SCREW SEM16	WRENCH M8 SEMC16*	DR.DOG 8S	SR M3X10DIN912	SR M4X4 DIN913
BT40 SEM 22X60C	M10 CLAMP SCREW SEM22	WRENCH M10 SEMC 22*	DR.DOG 10S	SR M4X10DIN912	SR M4X4 DIN913
BT40 SEM 22X100C	M10 CLAMP SCREW SEM22	WRENCH M10 SEMC 22*	DR.DOG 10S	SR M4X10DIN912	SR M4X4 DIN913
BT40 SEM 27X45C	M12 CLAMP SCREW SEM27	WRENCH M12 SEMC 27*	DR.DOG 12S	SR M5X14DIN912	SR M4X4 DIN913
BT40 SEM 27X100C	M12 CLAMP SCREW SEM27	WRENCH M12 SEMC 27*	DR.DOG 12S	SR M5X14DIN912	SR M4X4 DIN913
BT40 SEM 32X60C	M16 CLAMP SCREW SEM32	WRENCH M16 SEMC 32*	DR.DOG 14X13S	SR M5X14DIN912	SR M4X4 DIN913
BT40 SEM32X78X60C	M16 CLAMP SCREW SEM32	WRENCH M16 SEMC 32*	DR.DOG 14X13S	SR M5X14DIN912	SR M4X4 DIN913
BT40 SEM32X78X100C	M16 CLAMP SCREW SEM32	WRENCH M16 SEMC 32*	DR.DOG 14X13S	SR M5X14DIN912	SR M4X4 DIN913
BT50 SEM 16X75C	M8 CLAMP SCREW SEM16	WRENCH M8 SEMC16*	DR.DOG 8S	SR M3X10DIN912	SR M4X4 DIN913
BT50 SEM 16X100C	M8 CLAMP SCREW SEM16	WRENCH M8 SEMC16*	DR.DOG 8S	SR M3X10DIN912	SR M4X4 DIN913
BT50 SEM 22X75C	M10 CLAMP SCREW SEM22	WRENCH M10 SEMC 22*	DR.DOG 10S	SR M4X10DIN912	SR M4X4 DIN913
BT50 SEM 22X100C	M10 CLAMP SCREW SEM22	WRENCH M8 SEMC16*	DR.DOG 10S	SR M4X10DIN912	SR M4X4 DIN913
BT50 SEM 22X48X220C	M10 CLAMP SCREW SEM22	WRENCH M10 SEMC 22*	DR.DOG 10S	SR M4X10DIN912	SR M4X4 DIN913
BT50 SEM 22X61X320C	M10 CLAMP SCREW SEM22	WRENCH M10 SEMC 22*	DR.DOG 10S	SR M4X10DIN912	SR M4X4 DIN913
BT50 SEM 27X60C	M12 CLAMP SCREW SEM27	WRENCH M12 SEMC 27*	DR.DOG 12S	SR M5X14DIN912	SR M4X4 DIN913
BT50 SEM 27X100C	M12 CLAMP SCREW SEM27	WRENCH M12 SEMC 27*	DR.DOG 12S	SR M5X14DIN912	SR M4X4 DIN913
BT50 SEM 27X61X320C	M12 CLAMP SCREW SEM27	WRENCH M12 SEMC 27*	DR.DOG 12S	SR M5X12 DIN912	SR M4X4 DIN913
BT50 SEM 32X75C	M16 CLAMP SCREW SEM32	WRENCH M16 SEMC 32*	DR.DOG 14X13S	SR M5X14DIN912	SR M4X4 DIN913
BT50 SEM 32X100C	M16 CLAMP SCREW SEM32	WRENCH M16 SEMC 32*	DR.DOG 14X13S	SR M5X14DIN912	SR M4X4 DIN913
BT50 SEM32X78X50C	M16 CLAMP SCREW SEM32	WRENCH M16 SEMC 32*	DR. DOG 14 E	SR M5X14DIN912	SR M4X4 DIN913
BT50 SEM32X78X100C	M16 CLAMP SCREW SEM32	WRENCH M16 SEMC 32*	DR.DOG 14X13S	SR M5X14DIN912	SR M4X4 DIN913
BT50 SEM 32X78X390C	M16 CLAMP SCREW SEM32	WRENCH M16 SEMC 32*	DR.DOG 14X16S	SR M5X20DIN912	SR M4X4 DIN913

* Optional, should be ordered separately

BT MAS

BT-FC-SEM-C

Shell EndMill Holders with Coolant Holes and BT MAS-403 Face Contact AD Tapered Shanks

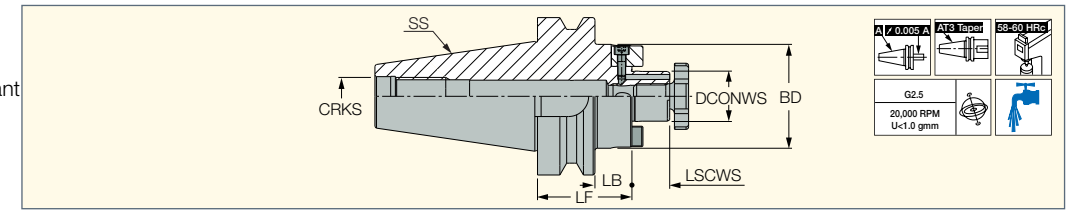

Designation	SS	DCONWS	BD	LF	LB	LSCWS	CRKS	CDI(1)	kg
BT30 FC SEM16X50C	30	16.00	38.00	50.00	28.0	17.00	M12	0	0.62
BT30 FC SEM22X50C	30	22.00	47.00	50.00	28.0	19.00	M12	0	0.77
BT30 FC SEM27X50C	30	27.00	58.00	50.00	28.0	21.00	M12	0	0.88
BT40 FC SEM16X60C	40	16.00	38.00	60.00	34.0	17.00	M16	0	1.24
BT40 FC SEM22X60C	40	22.00	47.00	60.00	34.0	19.00	M16	0	1.42
BT40 FC SEM22X120C	40	22.00	47.00	120.00	94.0	19.00	M16	0	2.35
BT40 FC SEM27X45C	40	27.00	58.00	45.00	19.0	21.00	M16	0	1.45
BT40 FC SEM32X60C	40	32.00	66.00	60.00	34.0	24.00	M16	0	1.88
BT40 FC SEM32X78X60C	40	32.00	78.00	60.00	34.0	24.00	M16	0	2.25
BT50 FC SEM16X75C	50	16.00	38.00	75.00	38.5	17.00	M24	0	4.07
BT50 FC SEM16X120C	50	16.00	38.00	120.00	83.5	17.00	M24	0	4.43
BT50 FC SEM22X75C	50	22.00	47.00	75.00	38.5	19.00	M24	0	1.20
BT50 FC SEM22X120C	50	22.00	47.00	120.00	83.5	19.00	M24	0	4.85
BT50 FC SEM27X60C	50	27.00	58.00	60.00	23.5	21.00	M24	0	4.30
BT50 FC SEM27X105C	50	27.00	58.00	105.00	68.5	21.00	M24	0	5.00
BT50 FC SEM32X60 C	50	32.00	66.00	60.00	11.5	24.00	M24	0	1.29
BT50 FC SEM32X78X60C	50	32.00	78.00	60.00	23.5	24.00	M24	0	4.61
BT50 FC SEM40X60 C	50	40.00	82.00	60.00	11.5	27.00	M24	0	4.32

(1) 1 - Hole for data chip, 0 - Without hole for data chip

BT-FC Face Contact Taper

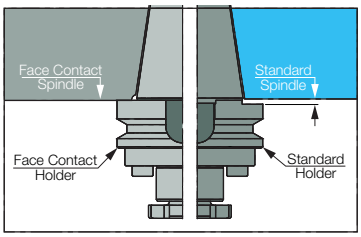

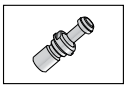

712-713

Spare Parts

Designation				
BT30 FC SEM16X50C	M8 CLAMP SCREW SEM16	DR.DOG 8S	SR M3X10DIN912	WRENCH M8 SEMC16*
BT30 FC SEM22X50C	M10 CLAMP SCREW SEM22	DR.DOG 10S	SR M4X10DIN912	WRENCH M10 SEMC 22*
BT30 FC SEM27X50C	M12 CLAMP SCREW SEM27	DR.DOG 12S	SR M5X14DIN912	WRENCH M12 SEMC 27*
BT40 FC SEM16X60C	M8 CLAMP SCREW SEM16	DR.DOG 8S	SR M3X10DIN912	WRENCH M8 SEMC16*
BT40 FC SEM22X60C	M10 CLAMP SCREW SEM22	DR.DOG 10S	SR M4X10DIN912	WRENCH M10 SEMC 22*
BT40 FC SEM22X120C	M10 CLAMP SCREW SEM22	DR.DOG 10S	SR M4X10DIN912	WRENCH M10 SEMC 22*
BT40 FC SEM27X45C	M12 CLAMP SCREW SEM27	DR.DOG 12S	SR M5X14DIN912	WRENCH M12 SEMC 27*
BT40 FC SEM32X60C	M16 CLAMP SCREW SEM32	DR.DOG 14X13S	SR M5X14DIN912	WRENCH M16 SEMC 32*
BT40 FC SEM32X78X60C	M16 CLAMP SCREW SEM32	DR.DOG 14X13S	SR M5X14DIN912	WRENCH M16 SEMC 32*
BT50 FC SEM16X75C	M8 CLAMP SCREW SEM16	DR.DOG 8S	SR M3X10DIN912	WRENCH M8 SEMC16*
BT50 FC SEM16X120C	M8 CLAMP SCREW SEM16	DR.DOG 8S	SR M3X10DIN912	WRENCH M8 SEMC16*
BT50 FC SEM22X75C	M10 CLAMP SCREW SEM22	DR.DOG 10S	SR M4X10DIN912	WRENCH M10 SEMC 22*
BT50 FC SEM22X120C	M10 CLAMP SCREW SEM22	DR.DOG 10S	SR M4X10DIN912	WRENCH M10 SEMC 22*
BT50 FC SEM27X60C	M12 CLAMP SCREW SEM27	DR.DOG 12S	SR M5X14DIN912	WRENCH M12 SEMC 27*
BT50 FC SEM27X105C	M12 CLAMP SCREW SEM27	DR.DOG 12S	SR M5X14DIN912	WRENCH M12 SEMC 27*
BT50 FC SEM32X60 C	M16 CLAMP SCREW SEM32	DR.DOG 14X13S	SR M5X14DIN912	WRENCH M16 SEMC 32*
BT50 FC SEM32X78X60C	M16 CLAMP SCREW SEM32	DR.DOG 14X13S	SR M5X14DIN912	WRENCH M16 SEMC 32*
BT50 FC SEM40X60 C	M20 CLAMP SCREW SEM40	DR.DOG 16X18S	SR M6X20 DIN912	WRENCH M20 SEMC 40*

* Optional, should be ordered separately

BT MAS

BT-FM

DIN 6357 Face Mill Holders with BT MAS-403 A/ AD Tapered Shanks

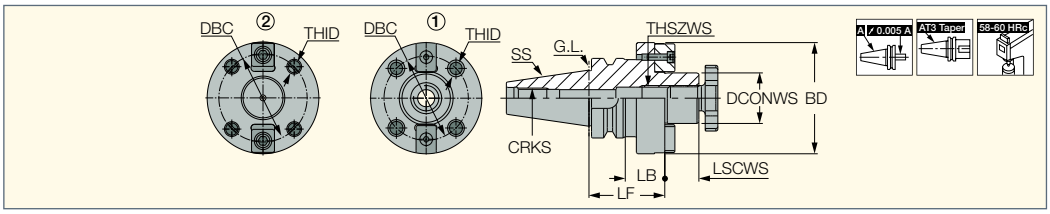

Designation	SS	DCONWS	LSCWS	LF	LB	BD	DBC	THID	THSZWS	CRKS	Fig.	CDI(3)	kg
BT40 FM 40X60 (1)	40	40.00	27.00	60.00	33.0	88.00	66.70	M12	M20	M16	1.	0	2.33
BT50 FM 40X50 (1)	50	40.00	27.00	50.00	12.0	88.00	66.70	M12	M20	M24	1.	0	4.19
BT50 FM 60X88 (2)	50	60.00	38.00	88.00	40.0	128.00	101.60	M16	-	M24	2.	0	8.60

- Peripheral clamping screws are not supplied.

(1) Form AD
(2) Form A
(3) 1 - Hole for data chip, 0 - Without hole for data chip

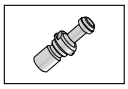
712-713

Spare Parts

Designation					
BT40 FM 40X60		M20 CLAMP SCREW SEM40	WRENCH M20 SEMC 40*	DR. DOG 16 E	SR M5X16 DIN912
BT50 FM 40X50		M20 CLAMP SCREW SEM40	WRENCH M20 SEMC 40*	DR. DOG 16 E	SR M5X16 DIN912
BT50 FM 60X88	SR DIN 912 M12X25			DR. DOG 1E	

* Optional, should be ordered separately

BT MAS

BT-FC-FM

Face Mill Holders with BT MAS-403 Face Contact A/ AD Tapered Shanks

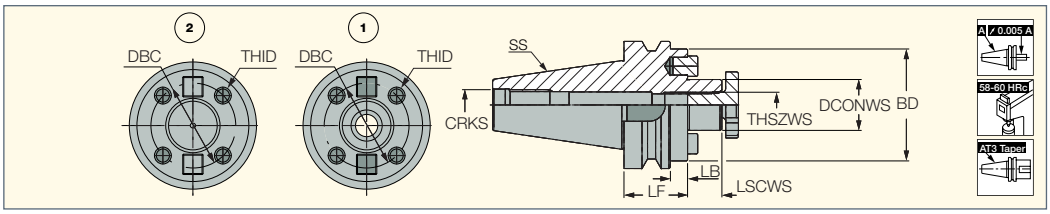

Designation	SS	BD	DCONWS	DBC	LF	LSCWS	LB	CRKS	THSZWS	THID	CSP(3)	Fig.	CDI(4)	kg
BT40 FC FM40 (1)	40	88.00	40.00	66.70	60.00	27.00	23.0	M16	M20	M12	1	1.	0	2.39
BT50 FC FM40 (1)	50	88.00	40.00	66.70	50.00	27.00	13.5	M24	M20	M12	1	1.	0	4.50
BT50 FC FM60 (2)	50	128.00	60.00	101.60	88.00	40.00	41.5	M24	-	M16	0	2.	0	9.45

(1) Form AD
(2) Form A
(3) 0 - Without coolant supply, 1 - With coolant supply
(4) 1 - Hole for data chip, 0 - Without hole for data chip

BT-FC Face Contact Taper

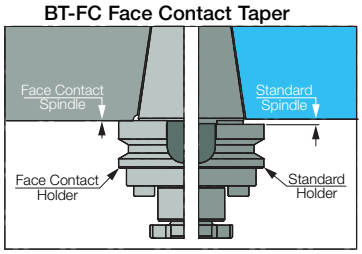


712-713 716 717

BT MAS

BT-SEMC

COMBI Shell Mill Holders with BT MAS-403 AD Tapered Shanks

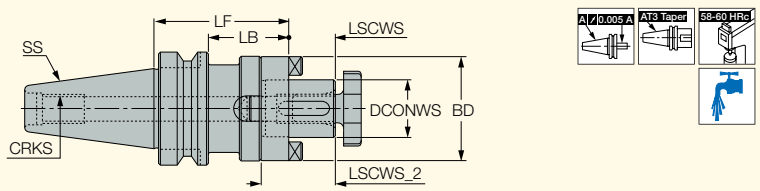

Designation	SS	DCONWS	LSCWS	BD	LF	LB	LSCWS_2	CRKS	CDI[1]	kg
BT40 SEMC 16X100	40	16.00	17.00	32.00	100.00	73.0	27.00	M16	0	1.42
BT40 SEMC 16X50	40	16.00	17.00	32.00	50.00	23.0	27.00	M16	0	1.09
BT40 SEMC 22X100	40	22.00	19.00	40.00	100.00	73.0	31.00	M16	0	1.68
BT40 SEMC 22X53	40	22.00	19.00	40.00	53.00	26.0	31.00	M16	0	1.18
BT40 SEMC 27X100	40	27.00	21.00	48.00	98.00	71.0	33.00	M16	0	2.02
BT40 SEMC 27X55	40	27.00	21.00	48.00	55.00	28.0	33.00	M16	0	1.29
BT40 SEMC 32X100	40	32.00	24.00	58.00	100.00	73.0	38.00	M16	0	2.26
BT40 SEMC 32X60	40	32.00	24.00	58.00	60.00	33.0	38.00	M16	0	1.51
BT40 SEMC 40X80	40	40.00	27.00	70.00	80.00	53.0	41.00	M16	0	2.29
BT50 SEMC 16X100	50	16.00	17.00	32.00	100.00	62.0	27.00	M24	0	3.86
BT50 SEMC 16X150	50	16.00	17.00	32.00	150.00	112.0	27.00	M24	0	4.30
BT50 SEMC 22X100	50	22.00	19.00	40.00	100.00	62.0	31.00	M24	0	4.14
BT50 SEMC 22X150	50	22.00	19.00	40.00	150.00	112.0	31.00	M24	0	5.23
BT50 SEMC 22X68	50	22.00	19.00	40.00	68.00	30.0	31.00	M24	0	2.80
BT50 SEMC 27X100	50	27.00	21.00	48.00	100.00	62.0	33.00	M24	0	4.32
BT50 SEMC 27X150	50	27.00	21.00	48.00	150.00	112.0	33.00	M24	0	5.48
BT50 SEMC 27X78	50	27.00	21.00	48.00	78.00	40.0	33.00	M24	0	3.97
BT50 SEMC 32X100	50	32.00	24.00	58.00	100.00	62.0	38.00	M24	0	4.60
BT50 SEMC 32X150	50	32.00	24.00	58.00	150.00	112.0	38.00	M24	0	5.82
BT50 SEMC 32X78	50	32.00	24.00	58.00	78.00	40.0	38.00	M24	0	4.50
BT50 SEMC 40X78	50	40.00	27.00	70.00	78.00	40.0	41.00	M24	0	4.62
BT50 SEMC 40X100	50	40.00	27.00	70.00	100.00	62.0	41.00	M24	0	5.06
BT50 SEMC 40X150	50	40.00	27.00	70.00	150.00	112.0	41.00	M24	0	6.46
BT50 SEMC 50X79	50	50.00	30.00	90.00	79.00	41.0	46.00	M24	0	6.40
BT50 SEMC 50X150	50	50.00	30.00	90.00	150.00	112.0	46.00	M24	0	8.41

- For internal coolant through the holder, the related COOLANT SET should be ordered via Accessories (applicable to certain tools only)

[1] 1 - Hole for data chip, 0 - Without hole for data chip

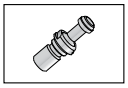

712-713

Spare Parts

Designation				
BT40 SEMC 16X100	KEY SEMC 16 4X4X20	M8 CLAMP SCREW SEM16	WRENCH M8 SEMC16*	16 D.RING SEMC
BT40 SEMC 16X50	KEY SEMC 16 4X4X20	M8 CLAMP SCREW SEM16	WRENCH M8 SEMC16*	16 D.RING SEMC
BT40 SEMC 22X100	KEY SEMC 22 6X6X25	M10 CLAMP SCREW SEM22	WRENCH M10 SEMC 22*	22 D.RING SEMC
BT40 SEMC 22X53	KEY SEMC 22 6X6X25	M10 CLAMP SCREW SEM22	WRENCH M10 SEMC 22*	22 D.RING SEMC
BT40 SEMC 27X100	KEY SEMC 27 7X7X25	M12 CLAMP SCREW SEM27	WRENCH M12 SEMC 27*	27 D.RING SEMC
BT40 SEMC 27X55	KEY SEMC 27 7X7X25	M12 CLAMP SCREW SEM27	WRENCH M12 SEMC 27*	27 D.RING SEMC
BT40 SEMC 32X100	KEY SEMC 32 8X7X28	M16 CLAMP SCREW SEM32	WRENCH M16 SEMC 32*	32 D.RING SEMC
BT40 SEMC 32X60	KEY SEMC 32 8X7X28	M16 CLAMP SCREW SEM32	WRENCH M16 SEMC 32*	32 D.RING SEMC
BT40 SEMC 40X80	KEY SEMC 40 10X8X32	M20 CLAMP SCREW SEM40	WRENCH M20 SEMC 40*	40 D.RING SEMC
BT50 SEMC 16X100	KEY SEMC 16 4X4X20	M8 CLAMP SCREW SEM16	WRENCH M8 SEMC16*	16 D.RING SEMC
BT50 SEMC 16X150	KEY SEMC 16 4X4X20	M8 CLAMP SCREW SEM16	WRENCH M8 SEMC16*	16 D.RING SEMC
BT50 SEMC 22X100	KEY SEMC 22 6X6X25	M10 CLAMP SCREW SEM22	WRENCH M10 SEMC 22*	22 D.RING SEMC
BT50 SEMC 22X150	KEY SEMC 22 6X6X25	M10 CLAMP SCREW SEM22	WRENCH M10 SEMC 22*	22 D.RING SEMC
BT50 SEMC 22X68	KEY SEMC 22 6X6X25	M10 CLAMP SCREW SEM22	WRENCH M10 SEMC 22*	22 D.RING SEMC
BT50 SEMC 27X100	KEY SEMC 27 7X7X25	M12 CLAMP SCREW SEM27	WRENCH M12 SEMC 27*	27 D.RING SEMC
BT50 SEMC 27X150	KEY SEMC 27 7X7X25	M12 CLAMP SCREW SEM27	WRENCH M12 SEMC 27*	27 D.RING SEMC
BT50 SEMC 27X78	KEY SEMC 27 7X7X25	M12 CLAMP SCREW SEM27	WRENCH M12 SEMC 27*	27 D.RING SEMC
BT50 SEMC 32X100	KEY SEMC 32 8X7X28	M16 CLAMP SCREW SEM32	WRENCH M16 SEMC 32*	32 D.RING SEMC
BT50 SEMC 32X150	KEY SEMC 32 8X7X28	M16 CLAMP SCREW SEM32	WRENCH M16 SEMC 32*	32 D.RING SEMC
BT50 SEMC 32X78	KEY SEMC 32 8X7X28	M16 CLAMP SCREW SEM32	WRENCH M16 SEMC 32*	32 D.RING SEMC
BT50 SEMC 40X78	KEY SEMC 40 10X8X32	M20 CLAMP SCREW SEM40	WRENCH M20 SEMC 40*	40 D.RING SEMC
BT50 SEMC 40X100	KEY SEMC 40 10X8X32	M20 CLAMP SCREW SEM40	WRENCH M20 SEMC 40*	40 D.RING SEMC
BT50 SEMC 40X150	KEY SEMC 40 10X8X32	M20 CLAMP SCREW SEM40	WRENCH M20 SEMC 40*	40 D.RING SEMC
BT50 SEMC 50X79	KEY SEMC 50 12X8X36	M24 CLAMP SCREW SEM50	WRENCH M24 SEMC 50*	50 D.RING SEMC
BT50 SEMC 50X150	KEY SEMC 50 12X8X36	M24 CLAMP SCREW SEM50	WRENCH M24 SEMC 50*	50 D.RING SEMC

* Optional, should be ordered separately

BT MAS CAMFIX

BT-C#
CAMFIX (ISO 26623-1)
Holders with BT MAS-403
AD/ADB Tapered Shanks

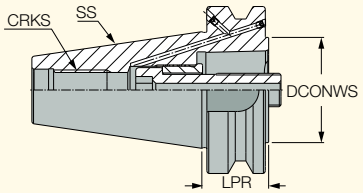

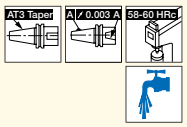

Designation	SS	DCONWS	LPR	CRKS	CDI(1)	kg
C4 AD BT40X030 ADB	40	40.00	30.00	M16	0	1.00
C5 AD BT40X30	40	50.00	30.00	M16	0	1.00
C5 AD BT50X40 ADB	50	50.00	40.00	M24	0	3.46
C6 AD BT50X40	50	63.00	40.00	M24	0	3.44
C8 AD BT50X70 ADB	50	80.00	70.00	M24	0	4.05

(1) 1 - Hole for data chip, 0 - Without hole for data chip

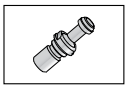

712-713

Spare Parts

Designation				
C4 AD BT40X030 ADB	SR M14X58 C4	HW 8.0*	MT RING M22X17XC4	WRENCH C4 DRW NUT
C5 AD BT40X30	SR M16X70 C5	HW 10.0*	MT RING M25X20XC5	WRENCH C5 DRW NUT*
C5 AD BT50X40 ADB	SR M16X70 C5	HW 10.0*	MT RING M25X20XC5	WRENCH C5 DRW NUT
C6 AD BT50X40	SR M20X87 C6/8	HW 14.0*	MT RING M30X24XC6/8	WRENCH C6-8 DRW NUT
C8 AD BT50X70 ADB	SR M20X87 C6/8	HW 14.0*	MT RING M30X24XC6/8	WRENCH C6-8 DRW NUT

* Optional, should be ordered separately

BT MAS

BT-MT
DIN 6383 / DIN 228-2 Form
D Tang Morse Tapered
Adapters with BT MAS-
403 A Tapered Shanks

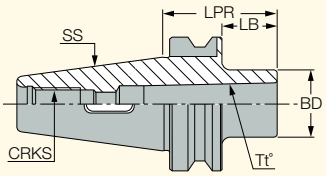

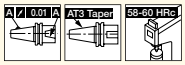

Designation	SS	Tt°	LPR	LB	BD	CRKS	CDI(1)	kg
BT30 MT1X 45	30	MT1	45.00	23.0	25.00	M12	0	0.43
BT30 MT2X 60	30	MT2	60.00	38.0	32.00	M12	0	0.51
BT40 MT1X 45	40	MT1	45.00	18.0	25.00	M16	0	1.00
BT40 MT1X120	40	MT1	120.00	93.0	25.00	M16	0	1.28
BT40 MT2X 60	40	MT2	60.00	33.0	32.00	M16	0	0.50
BT40 MT2X120	40	MT2	120.00	93.0	32.00	M16	0	1.43
BT40 MT3X 75	40	MT3	75.00	48.0	40.00	M16	0	1.15
BT40 MT3X139	40	MT3	139.00	112.0	40.00	M16	0	1.78
BT40 MT4X 95	40	MT4	95.00	68.0	50.00	M16	0	1.44
BT50 MT1X 45	50	MT1	45.00	7.0	25.00	M24	0	3.59
BT50 MT1X120	50	MT1	120.00	82.0	25.00	M24	0	3.94
BT50 MT1X180	50	MT1	180.00	142.0	25.00	M24	0	4.18
BT50 MT2X 45	50	MT2	45.00	7.0	32.00	M24	0	3.50
BT50 MT2X135	50	MT2	135.00	97.0	32.00	M24	0	4.14
BT50 MT2X180	50	MT2	180.00	142.0	32.00	M24	0	4.40
BT50 MT3X 45	50	MT3	45.00	7.0	40.00	M24	0	3.49
BT50 MT3X150	50	MT3	150.00	112.0	40.00	M24	0	4.46
BT50 MT3X180	50	MT3	180.00	142.0	40.00	M24	0	4.79
BT50 MT4X 75	50	MT4	75.00	37.0	50.00	M24	0	3.64
BT50 MT4X180	50	MT4	180.00	142.0	50.00	M24	0	5.20
BT50 MT5X105	50	MT5	105.00	67.0	70.00	M24	0	4.17

(3) 0 - Without coolant supply, 1 - With coolant supply

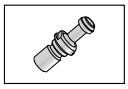

712-713

BT MAS FINEFIT

ADJ BT-ER

DIN 6499 ER Collet Chucks with Center Alignment and BT MAS-403 ADB Tapered Shanks

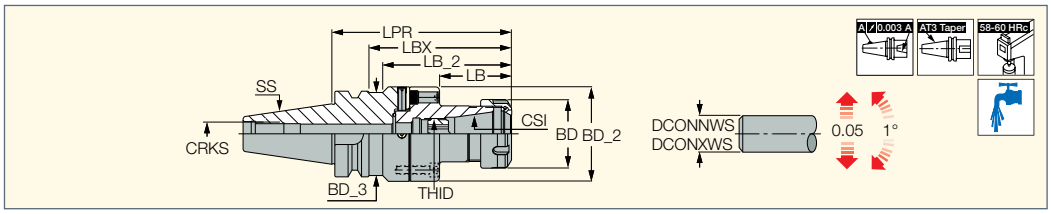

Designation	SS	CSI	DCONNWS(1)	DCONXWS(2)	LPR	LBX	LB_2	LB	BD	BD_2	BD_3	THID	CRKS	kg
ADJ BT40 D70 ER32	40	ER32	2.0	20.0	129.50	102.5	92.50	52.50	50.00	70.00	62.50	M22X1.5	M16	2.56
ADJ BT50 D70 ER32	50	ER32	2.0	20.0	144.50	106.5	106.50	52.50	50.00	70.00	70.00	M22X1.5	M24	5.90

- Radial adjustment 0.05 mm, Angular adjustment 1°
- Add B to the designation for coolant through flange option.

(1) Minimum diameter
(2) Maximum diameter

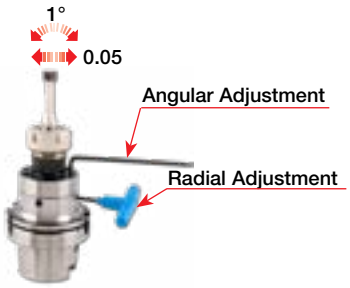



712-713 | 715 | 684-688 | 558,682-684

Spare Parts

Designation	
ADJ BT-ER	ADJ ER32 NOSE

BT MAS GTI

GTI BT-ER (tapping)

DIN 6499 ER Tapping Attachments with BT MAS-403 A Tapered Shanks

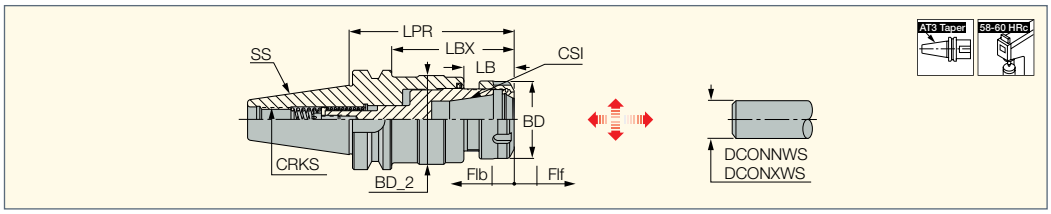

Designation	SS	CSI	Tap min	Tap max	DCONNWS(1)	DCONXWS(2)	LPR	LBX	LB	BD	BD_2	Flf	Flb	CRKS	CDI(3)	kg
GTI BT40 ER16	40	ER16	M3	M10	0.5	10.0	84.20	52.7	24.60	28.00	29.50	8.0	3.0	M16	0	1.17
GTI BT40 ER32	40	ER32	M6	M20	2.0	20.0	106.80	79.8	33.00	50.00	56.50	9.0	4.0	M16	0	2.52
GTI BT40 ER40	40	ER40	M6	M28	3.0	26.0	124.80	97.8	51.00	63.00	56.50	9.0	4.0	M16	0	2.24
GTI BT50 ER16	50	ER16	M3	M10	0.5	10.0	106.80	68.8	24.60	28.00	29.50	8.0	3.0	M24	0	3.85
GTI BT50 ER32	50	ER32	M6	M20	2.0	20.0	114.20	77.2	33.00	50.00	56.50	9.0	4.0	M24	0	2.28
GTI BT50 ER40	50	ER40	M6	M28	3.0	26.0	133.20	95.2	51.00	63.00	56.50	9.0	4.0	M24	0	2.28

(1) Minimum diameter
(2) Maximum diameter (3) 0 - Without coolant supply, 1 - With coolant supply

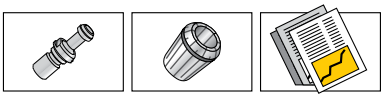

712-713 | 684-688 | 678,682-684

Spare Parts

Designation		
GTI BT40 ER16	NUT ER16 TOP	WRENCH ER16*
GTI BT40 ER32	NUT ER32 TOP	WRENCH ER32*
GTI BT40 ER40	NUT ER40 TOP	WRENCH ER40*
GTI BT50 ER16	NUT ER16 TOP	WRENCH ER16*
GTI BT50 ER32	NUT ER32 TOP	WRENCH ER32*
GTI BT50 ER40	NUT ER40 TOP	WRENCH ER40*

* Optional, should be ordered separately

BT MAS CLICKFIT

BT-CF (CLICKFIT)

Modular System Connections with BT MAS-403 AD Tapered Shanks

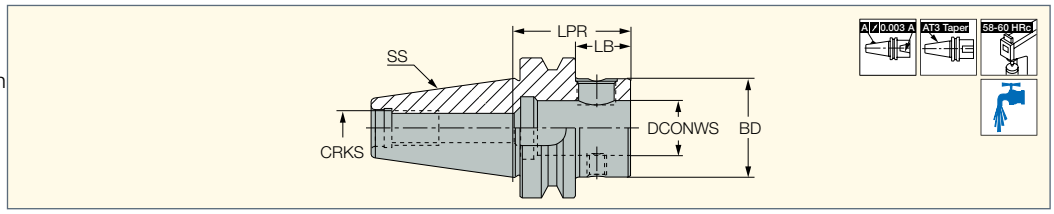

Designation	SS	DCONWS	LPR	LB	BD	CRKS	CDI(1)	kg
BT40 CF4-L	40	25.00	110.00	83.0	44.50	M16	0	1.74
BT40 CF4-S	40	25.00	52.00	25.0	44.50	M16	0	1.08
BT50 CF4-L	50	25.00	115.00	77.0	44.50	M24	0	1.20
BT50 CF4-S	50	25.00	63.00	25.0	44.50	M24	0	3.71

- Tightening torque: 6 Kgxm

(3) 0 - Without coolant supply, 1 - With coolant supply

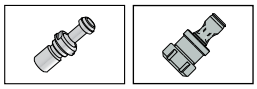

712-713 666

Spare Parts

Designation		
BT-CF (CLICKFIT)	SCREW M16X1.5 FOR CF4	WRENCH HW 8 200X36 DIN911

BT MAS FLEXFIT

BT-ODP (FLEXFIT)

FLEXFIT Threaded Adaptation with Integral BT MAS-403 Tapered Shanks (ADB type)

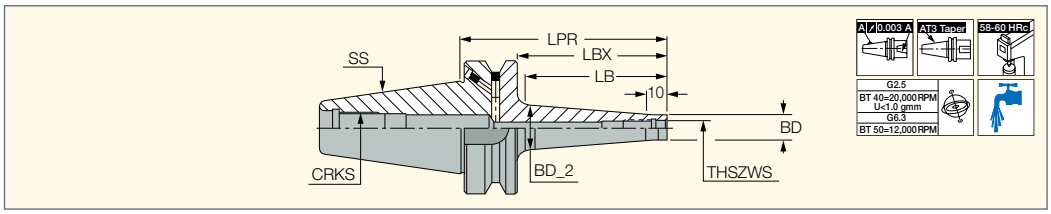

Designation	SS	THSZWS	BD	BD_2	LPR	LBX	LB	CRKS	CDI(1)	kg
BT40 ODP 6X 66	40	M06	9.80	13.00	66.00	39.0	30.00	M16	0	0.98
BT40 ODP 6X106	40	M06	9.80	23.00	106.00	79.0	70.00	M16	0	0.14
BT40 ODP 8X 66	40	M08	13.00	15.00	66.00	30.0	30.00	M16	0	0.99
BT40 ODP10X 66	40	M10	18.00	20.00	66.00	30.0	30.00	M16	0	1.03
BT40 ODP10X106	40	M10	18.00	28.00	106.00	79.0	70.00	M16	0	1.24
BT40 ODP12X 66	40	M12	21.00	24.00	66.00	39.0	30.00	M16	0	1.05
BT40 ODP12X106	40	M12	21.00	31.00	106.00	79.0	70.00	M16	0	1.23
BT40 ODP16X 66	40	M16	29.00	28.60	66.00	39.0	35.00	M16	0	1.06
BT40 ODP16X106	40	M16	29.00	34.00	106.00	79.0	70.00	M16	0	1.32
BT50 ODP 12X 94	50	M12	23.00	30.00	94.00	56.0	50.00	M24	0	3.85
BT50 ODP 12X144	50	M12	23.00	40.00	144.00	106.0	100.00	M24	0	4.28
BT50 ODP 12X194	50	M12	23.00	40.00	194.00	156.0	150.00	M24	0	4.57
BT50 ODP 16X 94	50	M16	29.00	34.00	94.00	56.0	50.00	M24	0	3.75
BT50 ODP 16X144	50	M16	29.00	40.00	144.00	106.0	100.00	M24	0	4.19
BT50 ODP 16X194	50	M16	29.00	55.00	194.00	156.0	150.00	M24	0	5.24
BT50 ODP 16X244	50	M16	29.00	60.00	244.00	206.0	200.00	M24	0	5.60

- The coolant passages in the B-type flange are blocked with screws which can be removed when required.(3) 0 - Without coolant supply, 1 - With coolant supply



712-713 715 666-668 664

DIN2080

DIN2080

DIN2080-ER

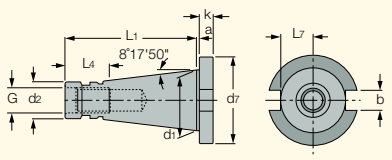

Shank	$a^{\pm 0.2}$	b (H12)	d1	d2	G	d7	$K^{\pm 0.15}$
SK 30	1.6	16.1	31.75	17.4	M12	50	8
SK 40	1.6	16.1	44.45	25.3	M16	63	10
SK 50	3.2	25.7	69.85	39.6	M24	97.5	12

Shank	L1	L4	L7 MAX	Taper AT3
SK 30	68.4	24	16.2	0.002
SK 40	93.4	32	22.5	0.003
SK 50	126.8	47	35.3	0.004

DIN2080

DIN2080-ER

DIN 6499 ER Collet Chucks with DIN 2080 AD Tapered Shanks

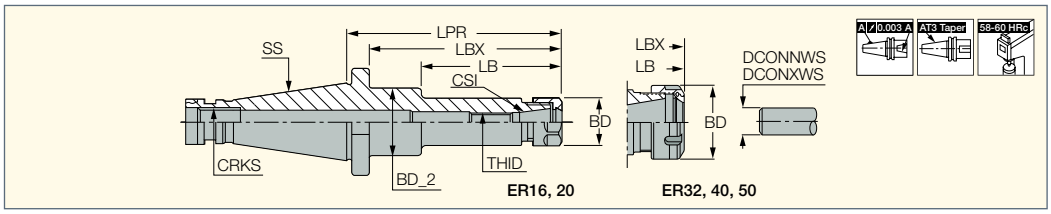

Designation	SS	CSI	DCONNWS(1)	DCONXWS(2)	LPR	LBX	LB	BD	BD_2	THID	CRKS	CDI(3)	kg
DIN2080 30 ER16X 75	30	ER16	0.5	10.0	75.00	65.4	-	28.00	-	M10	M12	0	0.48
DIN2080 30 ER32X 55	30	ER32	2.0	20.0	55.00	45.4	-	50.00	-	M18X1.5	M12	0	0.36
DIN2080 30 ER40X 83	30	ER40	3.0	26.0	83.00	69.4	-	63.00	-	M22X1.5	M12	0	0.79
DIN2080 40 ER16X100	40	ER16	0.5	10.0	100.00	88.4	-	28.00	-	M12	M16	0	0.99
DIN2080 40 ER16X63	40	ER16	0.5	10.0	63.00	51.4	-	28.00	-	M12	M16	0	0.85
DIN2080 40 ER20X 63	40	ER20	1.0	13.0	63.00	51.4	-	34.00	-	M12	M16	0	0.90
DIN2080 40 ER20X100	40	ER20	1.0	13.0	100.00	88.4	-	34.00	-	M12	M16	0	1.12
DIN2080 40 ER25X 50	40	ER25	1.0	16.0	50.00	38.4	-	42.00	-	M16X1.5	M16	0	0.82
DIN2080 40 ER25X 90	40	ER25	1.0	16.0	90.00	78.4	-	42.00	-	M16X1.5	M16	0	1.21
DIN2080 40 ER32X 50	40	ER32	2.0	20.0	50.00	38.4	-	50.00	-	M22X1.5	M16	0	0.73
DIN2080 40 ER40X 55	40	ER40	3.0	26.0	55.00	43.4	-	63.00	-	M22X1.5	M16	0	0.80
DIN2080 40 ER50X 80	40	ER50	10.0	34.0	80.00	68.4	-	78.00	-	M22X1.5	M24	0	1.20
DIN2080 50 ER20X100	50	ER20	1.0	13.0	100.00	84.8	-	34.00	-	M16	M24	0	2.89
DIN2080 50 ER20X160	50	ER20	1.0	13.0	160.00	144.8	-	34.00	-	M12	M24	0	3.30
DIN2080 50 ER40X 58	50	ER40	3.0	26.0	58.00	42.8	-	63.00	-	M28X1.5	M24	0	2.51
DIN2080 50 ER50X 63	50	ER50	10.0	34.0	63.00	47.8	-	78.00	-	M36X1.5	M24	0	2.40

(1) Minimum diameter
(2) Maximum diameter (3) 0 - Without coolant supply, 1 - With coolant supply

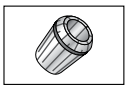

684-688

Spare Parts

Designation				
DIN2080 30 ER16X 75	NUT ER16 TOP	WRENCH ER16*	PRESET ER-JET 10X1.5*	
DIN2080 30 ER32X 55	NUT ER32 TOP	WRENCH ER32*	PRESET ER-JET 18X1.5*	PRESET ER-JET 18X1.5L*
DIN2080 30 ER40X 83	NUT ER40 TOP	WRENCH ER40*	PRESET ER-JET 22X1.5*	PRESET ER-JET 22X1.5L*
DIN2080 40 ER16X100	NUT ER16 TOP	WRENCH ER16*	PRESET ER-JET 12X1.75*	PRESET ER-JET 12X1.75L*
DIN2080 40 ER16X63	NUT ER16 TOP	WRENCH ER16*	PRESET ER-JET 12X1.75*	PRESET ER-JET 12X1.75L*
DIN2080 40 ER20X 63	NUT ER20 TOP	WRENCH ER20*	PRESET ER-JET 12X1.75*	PRESET ER-JET 12X1.75L*
DIN2080 40 ER20X100	NUT ER20 TOP	WRENCH ER20*	PRESET ER-JET 12X1.75*	PRESET ER-JET 12X1.75L*
DIN2080 40 ER25X 50		WRENCH ER25*	PRESET ER-JET 16X2*	PRESET ER-JET 16X2L*
DIN2080 40 ER32X 50	NUT ER32 TOP	WRENCH ER32*	PRESET ER-JET 22X1.5*	PRESET ER-JET 22X1.5L*
DIN2080 40 ER40X 55	NUT ER40 TOP	WRENCH ER40*	PRESET ER-JET 22X1.5*	PRESET ER-JET 22X1.5L*
DIN2080 40 ER50X 80	NUT ER50 UM	WRENCH ER50*	PRESET ER-JET 22X1.5*	PRESET ER-JET 22X1.5L*
DIN2080 50 ER20X100	NUT ER20 TOP	WRENCH ER20*	PRESET ER-JET 16X2*	PRESET ER-JET 16X2L*
DIN2080 50 ER20X160	NUT ER20 TOP	WRENCH ER20*	PRESET ER-JET 12X1.75*	PRESET ER-JET 12X1.75L*
DIN2080 50 ER40X 58	NUT ER40 TOP	WRENCH ER40*	PRESET ER-JET 28X1.5*	
DIN2080 50 ER50X 63	NUT ER50 UM	WRENCH ER50*		

* Optional, should be ordered separately

DIN2080

DIN2080-EM

DIN 6359/DIN 1835 Form B
Endmill Weldon Holders with
DIN 2080 AD Tapered Shanks

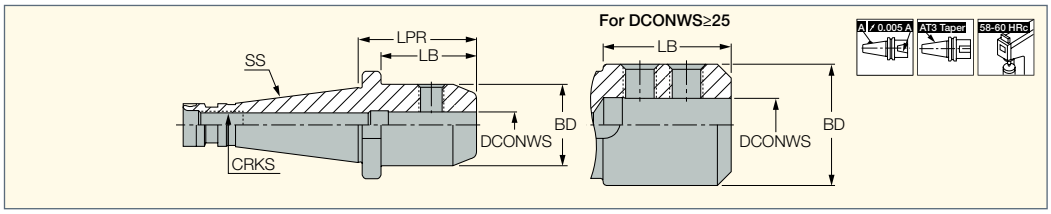

Designation	SS	DCONWS	BD	LPR	LB	CRKS	CDI(1)	kg	
DIN2080 30 EM 6X 40	30	6.00	25.00	40.00	30.4	M12	0	0.39	SR M6X10 DIN1835B
DIN2080 30 EM 8X 40	30	8.00	28.00	40.00	30.4	M12	0	0.41	SR M8X10 DIN1835-B
DIN2080 30 EM10X 40	30	10.00	35.00	40.00	30.4	M12	0	0.47	SR M10X12 DIN1835-B
DIN2080 40 EM 8X 50	40	8.00	28.00	50.00	38.4	M16	0	0.87	SR M8X10 DIN1835-B
DIN2080 40 EM10X 50	40	10.00	35.00	50.00	38.4	M16	0	0.95	SR M10X12 DIN1835-B
DIN2080 40 EM12X 50	40	12.00	42.00	50.00	38.4	M16	0	1.05	SR M12X16 DIN1835-B
DIN2080 40 EM20X 63	40	20.00	52.00	63.00	51.4	M16	0	1.42	SR M16X16 DIN1835-B
DIN2080 40 EM25X 80	40	25.00	65.00	80.00	68.4	M16	0	2.06	SR M18X2X20 DIN1835-B
DIN2080 40 EM32X 80	40	32.00	72.00	80.00	68.4	M16	0	2.24	SR M20X2X20 DIN1835-B
DIN2080 50 EM 6X 63	50	6.00	25.00	63.00	47.8	M24	0	2.69	SR M6X10 DIN1835B
DIN2080 50 EM 8X 63	50	8.00	28.00	63.00	47.8	M24	0	2.75	SR M8X10 DIN1835-B
DIN2080 50 EM10X 63	50	10.00	35.00	63.00	47.8	M24	0	2.79	SR M10X12 DIN1835-B
DIN2080 50 EM12X 63	50	12.00	42.00	63.00	47.8	M24	0	2.95	SR M12X16 DIN1835-B
DIN2080 50 EM16X 63	50	16.00	48.00	63.00	47.8	M24	0	3.03	SR M14X16 DIN1835-B
DIN2080 50 EM25X 80	50	25.00	65.00	80.00	64.8	M24	0	3.78	SR M18X2X20 DIN1835-B
DIN2080 50 EM32X 80	50	32.00	72.00	80.00	64.8	M24	0	4.00	SR M20X2X20 DIN1835-B
DIN2080 50 EM40X 90	50	40.00	90.00	90.00	74.8	M24	0	5.08	SR M20X2X20 DIN1835-B
DIN2080 50 EM50X100	50	50.00	100.00	100.00	84.8	M24	0	5.94	SR M24X2X25 DIN1835-B

(1) 1 - Hole for data chip, 0 - Without hole for data chip

DIN2080

DIN2080-SEM

DIN 3937 Shell Mill Holders with
DIN 2080 A Tapered Shanks

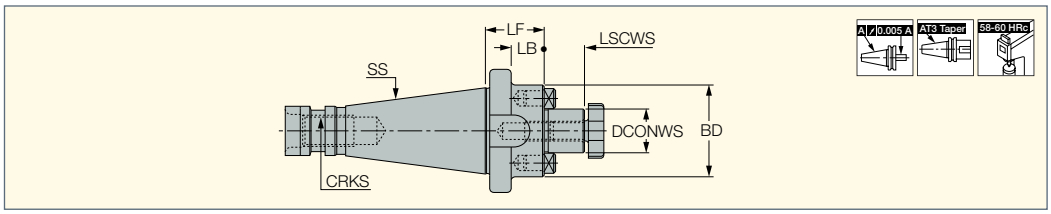

Designation	SS	DCONWS	LSCWS	LF	LB	BD	CRKS	CDI(1)	kg		
DIN2080 30 SEM 22X 28	30	22.00	19.00	28.00	18.4	47.00	M12	0	0.57	M10 CLAMP SCREW SEM22	WRENCH M10 SEMC 22*
DIN2080 30 SEM 27X 32	30	27.00	21.00	32.00	22.4	58.00	M12	0	0.76	M12 CLAMP SCREW SEM27	WRENCH M12 SEMC 27*
DIN2080 40 SEM 16X 28	40	16.00	17.00	28.00	16.4	38.00	M16	0	0.87	M8 CLAMP SCREW SEM16	WRENCH M8 SEMC16*
DIN2080 40 SEM 22X 27	40	22.00	19.00	27.00	15.4	47.00	M16	0	0.94	M10 CLAMP SCREW SEM22	WRENCH M10 SEMC 22*
DIN2080 40 SEM 27X 26	40	27.00	21.00	26.00	14.4	58.00	M16	0	1.08	M12 CLAMP SCREW SEM27	WRENCH M12 SEMC 27*
DIN2080 40 SEM 32X 23	40	32.00	24.00	23.00	11.4	66.00	M16	0	1.05	M16 CLAMP SCREW SEM32	WRENCH M16 SEMC 32*
DIN2080 40 SEM 40X 34	40	40.00	27.00	34.00	22.4	82.00	M16	0	1.65	M20 CLAMP SCREW SEM40	WRENCH M20 SEMC 40*
DIN2080 50 SEM 16X 38	50	16.00	17.00	38.00	22.8	38.00	M24	0	3.07	M8 CLAMP SCREW SEM16	WRENCH M8 SEMC16*
DIN2080 50 SEM 22X 38	50	22.00	19.00	38.00	22.8	47.00	M24	0	2.90	M10 CLAMP SCREW SEM22	WRENCH M10 SEMC 22*
DIN2080 50 SEM 27X 38	50	27.00	21.00	38.00	22.8	58.00	M24	0	3.00	M12 CLAMP SCREW SEM27	WRENCH M12 SEMC 27*
DIN2080 50 SEM 32X 36	50	32.00	24.00	36.00	20.8	66.00	M24	0	3.28	M16 CLAMP SCREW SEM32	WRENCH M16 SEMC 32*
DIN2080 50 SEM 40X 40	50	40.00	27.00	40.00	24.8	82.00	M24	0	3.76	M20 CLAMP SCREW SEM40	WRENCH M20 SEMC 40*

- For internal coolant through the holder, the related COOLANT SET should be ordered via Accessories (applicable to certain tools only)

* Optional, should be ordered separately

(3) 0 - Without coolant supply, 1 - With coolant supply

DIN2080

DIN2080-FM

DIN6357 Face Mill Holders with DIN2080 A Tapered Shanks

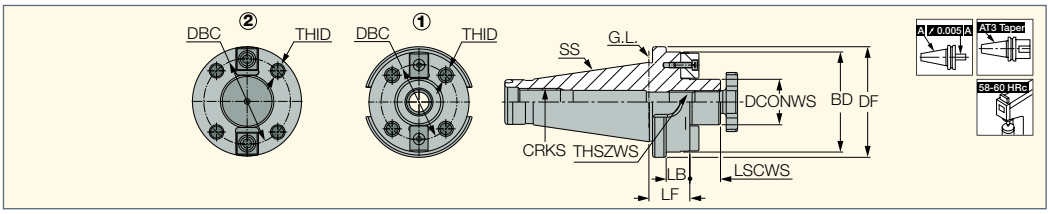

Designation	SS	DCONWS	LSCWS	LF	LB	DF	DBC	BD	THSZWS	THID	CRKS	Fig.	CDI(1)	kg
DIN2080 50 FM 40	50	40.00	27.00	36.00	20.8	97.30	66.70	88.00	M20	M12	M24	1.	0	3.61
DIN2080 50 FM 60	50	60.00	40.00	36.00	-	128.00	101.60	-	-	M16	M24	2.	0	5.60

- Peripheral clamping screws are not supplied.(3) 0 - Without coolant supply, 1 - With coolant supply

Spare Parts

Designation			
DIN2080 50 FM 40	M20 CLAMP SCREW SEM40	WRENCH M20 SEMC 40*	DR. DOG 16 E
DIN2080 50 FM 60			DR. DOG 1E

* Optional, should be ordered separately

DIN2080

DIN2080-SEMC

DIN6358 COMBI Shell Mill Holders with DIN2080 A Tapered Shanks

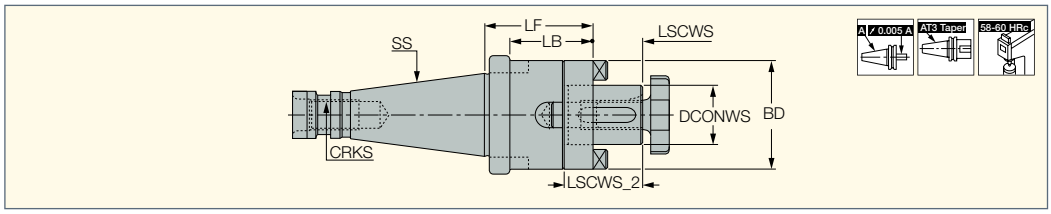

Designation	SS	DCONWS	LSCWS	LF	LB	LSCWS_2	BD	CRKS	CDI(1)	kg
DIN2080 40 SEMC 22X 52	40	22.00	19.00	52.00	40.4	31.00	40.00	M16	0	1.01
DIN2080 40 SEMC 27X 52	40	27.00	21.00	52.00	40.4	33.00	48.00	M16	0	1.26
DIN2080 40 SEMC 32X 52	40	32.00	24.00	52.00	40.4	38.00	58.00	M16	0	1.42
DIN2080 40 SEMC 40X 52	40	40.00	27.00	52.00	40.4	41.00	70.00	M16	0	1.76
DIN2080 50 SEMC 16X 55	50	16.00	17.00	55.00	39.8	27.00	32.00	M24	0	2.89
DIN2080 50 SEMC 22X 55	50	22.00	19.00	55.00	39.8	31.00	40.00	M24	0	3.12
DIN2080 50 SEMC 27X 55	50	27.00	21.00	55.00	39.8	33.00	48.00	M24	0	3.13
DIN2080 50 SEMC 32X 55	50	32.00	24.00	55.00	39.8	38.00	58.00	M24	0	3.35
DIN2080 50 SEMC 50X 55	50	50.00	30.00	55.00	39.8	46.00	90.00	M24	0	4.18

- For internal coolant through the holder, the related COOLANT SET should be ordered via Accessories (applicable to certain tools only)(3) 0 - Without coolant supply, 1 - With coolant supply

Spare Parts

Designation				
DIN2080 40 SEMC 22X 52	22 D.RING SEMC	M10 CLAMP SCREW SEM22	WRENCH M10 SEMC 22*	KEY SEMC 22 6X6X25
DIN2080 40 SEMC 27X 52	27 D.RING SEMC	M12 CLAMP SCREW SEM27	WRENCH M12 SEMC 27*	KEY SEMC 27 7X7X25
DIN2080 40 SEMC 32X 52	32 D.RING SEMC	M16 CLAMP SCREW SEM32	WRENCH M16 SEMC 32*	KEY SEMC 32 8X7X28
DIN2080 40 SEMC 40X 52	40 D.RING SEMC	M20 CLAMP SCREW SEM40	WRENCH M20 SEMC 40*	KEY SEMC 40 10X8X32
DIN2080 50 SEMC 16X 55	16 D.RING SEMC	M8 CLAMP SCREW SEM16	WRENCH M8 SEMC16*	KEY SEMC 16 4X4X20
DIN2080 50 SEMC 22X 55	22 D.RING SEMC	M10 CLAMP SCREW SEM22	WRENCH M10 SEMC 22*	KEY SEMC 22 6X6X25
DIN2080 50 SEMC 27X 55	27 D.RING SEMC	M12 CLAMP SCREW SEM27	WRENCH M12 SEMC 27*	KEY SEMC 27 7X7X25
DIN2080 50 SEMC 32X 55	32 D.RING SEMC	M16 CLAMP SCREW SEM32	WRENCH M16 SEMC 32*	KEY SEMC 32 8X7X28
DIN2080 50 SEMC 50X 55	50 D.RING SEMC	M24 CLAMP SCREW SEM50	WRENCH M24 SEMC 50*	KEY SEMC 50 12X8X36

* Optional, should be ordered separately

STRAIGHT & MORSE TAPER SHANKS

Straight Shank

ST-ER-M (mini)
DIN 6499 ER Mini Collet Chucks
with Cylindrical Shanks

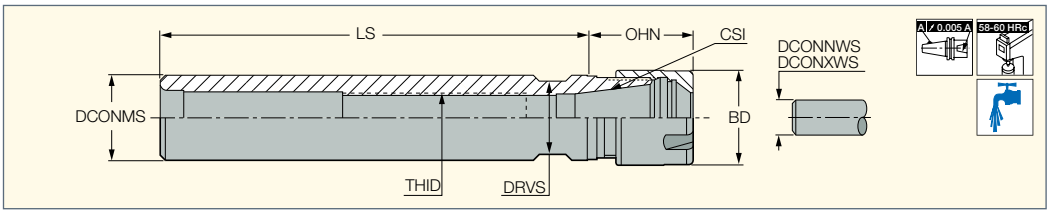

Designation	DCONMS	CSI	DCONNWS(1)	DCONXWS(2)	LS	OHN(3)	THID	BD	DRVS(4)	kg
ST 12X 80 ER11 M	12.00	ER11	0.5	7.0	80.00	26.50	-	16.00	11.0	0.06
ST 16X100 ER11 M	16.00	ER11	0.5	7.0	100.00	18.50	M8	16.00	13.0	0.10
ST 16X150 ER11 M	16.00	ER11	0.5	7.0	150.00	18.50	M8	16.00	13.0	0.19
ST 12X 80 ER16 M	12.00	ER16	0.5	10.0	80.00	36.50	-	22.00	17.0	0.13
ST 20X100 ER16 M	20.00	ER16	0.5	10.0	100.00	25.00	M12	22.00	17.0	0.21
ST 20X150 ER16 M	20.00	ER16	0.5	10.0	150.00	25.00	M12	22.00	17.0	0.29
ST 20X100 ER20 M	20.00	ER20	1.0	13.0	100.00	40.00	M12	28.00	21.0	0.27
ST 20X150 ER20 M	20.00	ER20	1.0	13.0	150.00	40.00	M12	28.00	21.0	0.31

(1) Minimum diameter
(2) Maximum diameter
(3) Minimum overhang
(4) Torque key size


684-688 682-684

Spare Parts

Designation				
ST 12X 80 ER11 M	NUT ER11 MINI	WRENCH ER11 MINI		
ST 16X100 ER11 M	NUT ER11 MINI	WRENCH ER11 MINI*	PRESET ER-JET 8X1.25*	
ST 16X150 ER11 M	NUT ER11 MINI	WRENCH ER11 MINI*	PRESET ER-JET 8X1.25*	
ST 12X 80 ER16 M	NUT ER16 MINI	WRENCH ER16 MINI*		
ST 20X100 ER16 M	NUT ER16 MINI	WRENCH ER16 MINI*	PRESET ER-JET 12X1.75*	PRESET ER-JET 12X1.75L*
ST 20X150 ER16 M	NUT ER16 MINI	WRENCH ER16 MINI*	PRESET ER-JET 12X1.75*	PRESET ER-JET 12X1.75L*
ST 20X100 ER20 M	NUT ER20 MINI	WRENCH ER20 MINI*	PRESET ER-JET 12X1.75*	PRESET ER-JET 12X1.75L*
ST 20X150 ER20 M	NUT ER20 MINI	WRENCH ER20 MINI*	PRESET ER-JET 12X1.75*	PRESET ER-JET 12X1.75L*

* Optional, should be ordered separately

Straight Shank

ST-ER
DIN 6499 ER Collet Chucks
with Straight Shanks

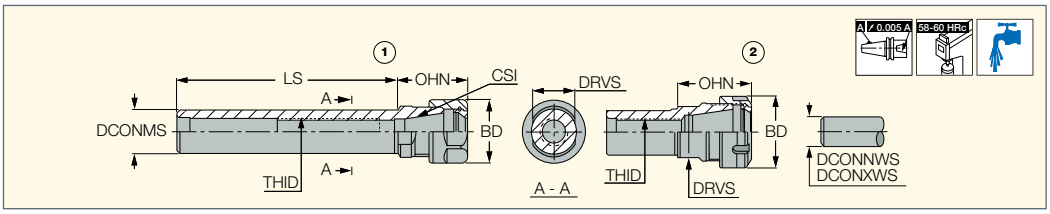

Designation	DCONMS	CSI	DCONNWS(1)	DCONXWS(2)	LS	OHN(3)	THID	BD	DRVS(4)	Fig.	kg
ST 16X 50 ER11 F	16.00	ER11	0.5	7.0	50.00	18.50	M8	19.00	13.0	1.	0.06
ST 20X 50 ER11 F	20.00	ER11	0.5	7.0	50.00	18.50	M10	19.00	17.0	1.	0.10
ST 20X100 ER11	20.00	ER11	0.5	7.0	100.00	18.50	M10	19.00	17.0	1.	0.20
ST 20X150 ER11	20.00	ER11	0.5	7.0	150.00	18.50	M10	19.00	17.0	1.	0.25
ST 20X 50 ER16 F	20.00	ER16	0.5	10.0	50.00	32.30	M12	28.00	19.0	1.	0.07
ST 20X100 ER16	20.00	ER16	0.5	10.0	100.00	30.00	M12	28.00	19.0	1.	0.20
ST 20X100 ER16 F	20.00	ER16	0.5	10.0	100.00	30.00	M12	28.00	19.0	1.	0.25
ST 20X150 ER16	20.00	ER16	0.5	10.0	150.00	30.00	M12	28.00	19.0	1.	0.28
ST 20X 50 ER20 F	20.00	ER20	1.0	13.0	50.00	42.50	M12	34.00	22.0	1.	0.15
ST 25X100 ER20	25.00	ER20	1.0	13.0	100.00	36.00	M16	34.00	22.0	1.	0.30
ST 25X150 ER20	25.00	ER20	1.0	13.0	150.00	36.00	M16	34.00	22.0	1.	0.39
ST 20X 50 ER25 F	20.00	ER25	1.0	16.0	50.00	46.00	M12	42.00	28.0	2.	0.34
ST 20X100 ER25	20.00	ER25	1.0	16.0	100.00	46.00	M12	42.00	28.0	2.	0.29
ST 20X100 ER25 F	20.00	ER25	1.0	16.0	100.00	46.00	M12	42.00	28.0	2.	0.09
ST 25X 50 ER25 F	25.00	ER25	1.0	16.0	50.00	46.00	M16	42.00	28.0	2.	0.22
ST 25X100 ER25	25.00	ER25	1.0	16.0	100.00	46.00	M16	42.00	28.0	2.	0.36
ST 20X 50 ER32 F	20.00	ER32	2.0	20.0	50.00	54.00	M12	50.00	36.0	2.	0.30
ST 20X100 ER32	20.00	ER32	2.0	20.0	100.00	54.00	M12	50.00	36.0	2.	0.40
ST 25X 50 ER32 F	25.00	ER32	2.0	20.0	50.00	52.00	M16X2	50.00	36.0	2.	0.32
ST 30X 50 ER32 F	30.00	ER32	2.0	20.0	50.00	52.00	M18X1.5	50.00	36.0	2.	0.39
ST 32X 50 ER32 F	32.00	ER32	2.0	20.0	50.00	52.00	M18X1.5	50.00	36.0	2.	0.42
ST 32X150 ER32	32.00	ER32	2.0	20.0	150.00	52.00	M18X1.5	50.00	36.0	2.	0.88
ST 40X 75 ER32 F	40.00	ER32	2.0	20.0	75.00	46.00	M22X1.5	50.00	44.0	2.	0.72
ST 25X 50 ER40 F	25.00	ER40	3.0	26.0	50.00	60.00	M16X2	63.00	45.0	2.	0.52
ST 30X 50 ER40 F	30.00	ER40	3.0	26.0	50.00	60.00	M18X1.5	63.00	45.0	2.	0.57
ST 32X 50 ER40 F	32.00	ER40	3.0	26.0	50.00	60.00	M18X1.5	63.00	45.0	2.	0.80
ST 40X 75 ER40 F	40.00	ER40	3.0	26.0	75.00	55.00	M22X1.5	63.00	45.0	2.	0.94
ST 50X 80 ER40 F	50.00	ER40	3.0	26.0	80.00	60.00	M28X1.5	63.00	54.0	2.	1.30
ST 50X 80 ER50 F	50.00	ER50	10.0	34.0	80.00	77.00	M36X1.5	78.00	58.0	2.	1.32

(1) Minimum diameter
(2) Maximum diameter
(3) Minimum overhang
(4) Torque key size

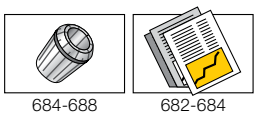
684-688 682-684

Spare Parts

Designation				
ST 16X 50 ER11 F	NUT ER11 UM	WRENCH ER11*	PRESET ER-JET 8X1.25*	
ST 20X 50 ER11 F	NUT ER11 UM	WRENCH ER11*	PRESET ER-JET 10X1.5*	
ST 20X100 ER11	NUT ER11 UM	WRENCH ER11*	PRESET ER-JET 10X1.5*	
ST 20X150 ER11	NUT ER11 UM	WRENCH ER11*	PRESET ER-JET 10X1.5*	
ST 20X 50 ER16 F	NUT ER16 TOP	WRENCH ER16*	PRESET ER-JET 12X1.75*	PRESET ER-JET 12X1.75L*
ST 20X100 ER16	NUT ER16 TOP	WRENCH ER16*	PRESET ER-JET 12X1.75*	PRESET ER-JET 12X1.75L*
ST 20X100 ER16 F	NUT ER16 TOP	WRENCH ER16*	PRESET ER-JET 12X1.75*	PRESET ER-JET 12X1.75L*
ST 20X150 ER16	NUT ER16 TOP	WRENCH ER16*	PRESET ER-JET 12X1.75*	PRESET ER-JET 12X1.75L*
ST 20X 50 ER20 F	NUT ER20 TOP	WRENCH ER20*	PRESET ER-JET 12X1.75*	PRESET ER-JET 12X1.75L*
ST 25X100 ER20	NUT ER20 TOP	WRENCH ER20*	PRESET ER-JET 16X2*	PRESET ER-JET 16X2L*
ST 25X150 ER20	NUT ER20 TOP	WRENCH ER20*	PRESET ER-JET 16X2*	PRESET ER-JET 16X2L*
ST 20X 50 ER25 F	NUT ER25 TOP	WRENCH ER25*	PRESET ER-JET 12X1.75*	PRESET ER-JET 12X1.75L*
ST 20X100 ER25	NUT ER25 TOP	WRENCH ER25*	PRESET ER-JET 12X1.75*	PRESET ER-JET 12X1.75L*
ST 20X100 ER25 F	NUT ER25 TOP	WRENCH ER25*	PRESET ER-JET 12X1.75*	PRESET ER-JET 12X1.75L*
ST 25X 50 ER25 F	NUT ER25 TOP	WRENCH ER25*	PRESET ER-JET 16X2*	PRESET ER-JET 16X2L*
ST 25X100 ER25	NUT ER25 TOP	WRENCH ER25*	PRESET ER-JET 16X2*	PRESET ER-JET 16X2L*
ST 20X 50 ER32 F	NUT ER32 TOP	WRENCH ER32*	PRESET ER-JET 12X1.75*	PRESET ER-JET 12X1.75L*
ST 20X100 ER32	NUT ER32 TOP	WRENCH ER32*	PRESET ER-JET 12X1.75*	PRESET ER-JET 12X1.75L*
ST 25X 50 ER32 F	NUT ER32 TOP	WRENCH ER32*	PRESET ER-JET 16X2*	PRESET ER-JET 16X2L*
ST 30X 50 ER32 F	NUT ER32 TOP	WRENCH ER32*	PRESET ER-JET 18X1.5*	PRESET ER-JET 18X1.5L*
ST 32X 50 ER32 F	NUT ER32 TOP	WRENCH ER32*	PRESET ER-JET 18X1.5*	PRESET ER-JET 18X1.5L*
ST 32X150 ER32	NUT ER32 TOP	WRENCH ER32*	PRESET ER-JET 18X1.5*	PRESET ER-JET 18X1.5L*
ST 40X 75 ER32 F	NUT ER32 TOP	WRENCH ER32*	PRESET ER-JET 22X1.5*	PRESET ER-JET 22X1.5L*
ST 25X 50 ER40 F	NUT ER40 TOP	WRENCH ER40*	PRESET ER-JET 16X2*	PRESET ER-JET 16X2L*
ST 30X 50 ER40 F	NUT ER40 TOP	WRENCH ER40*	PRESET ER-JET 18X1.5*	PRESET ER-JET 18X1.5L*
ST 32X 50 ER40 F	NUT ER40 TOP	WRENCH ER40*	PRESET ER-JET 18X1.5*	PRESET ER-JET 18X1.5L*
ST 40X 75 ER40 F	NUT ER40 TOP	WRENCH ER40*	PRESET ER-JET 22X1.5*	PRESET ER-JET 22X1.5L*
ST 50X 80 ER40 F	NUT ER40 TOP	WRENCH ER40*	PRESET ER-JET 28X1.5*	
ST 50X 80 ER50 F	NUT ER50 UM	WRENCH ER50*		

* Optional, should be ordered separately

Straight Shank

ST-ER-MF (mini flat)
DIN 6499 ER Mini Collet Chucks with Cylindrical Shanks and a Clamping Flat for Swiss-Type CNC Lathes

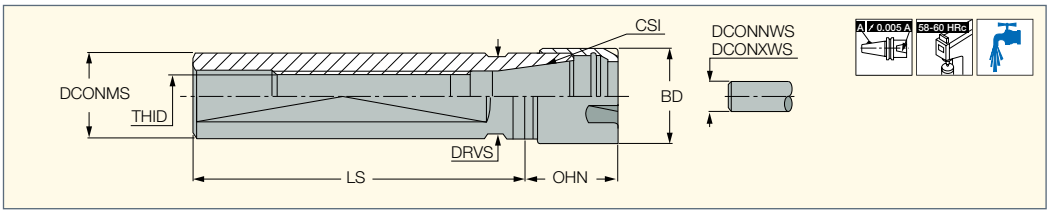

Designation	DCONMS	CSI	LS	DCONNWS(6)	DCONXWS(7)	OHN(8)	THID	BD	DRVS(9)	kg
ST 16X 38 ER11 MF (1)	16.00	ER11	38.00	0.5	7.0	18.50	M8X1	16.00	14.0	0.05
ST 16X 50 ER11 MF	16.00	ER11	50.00	0.5	7.0	18.50	M8X1	16.00	13.0	0.07
ST 16X140 ER11 MF	16.00	ER11	140.00	0.5	7.0	18.50	M8X1	16.00	14.0	0.18
ST 16X 35 ER16 MF (1)	16.00	ER16	35.00	0.5	10.0	36.00	M8X1	22.00	17.0	0.12
ST 20X 50 ER16 MF (2)	20.00	ER16	50.00	0.5	10.0	26.00	M12X1	22.00	17.0	0.10
ST 20X 70 ER16 MF (2)	20.00	ER16	70.00	0.5	10.0	26.00	M12X1	22.00	17.0	0.17
ST 20X120 ER16 MF (2)	20.00	ER16	120.00	0.5	10.0	26.00	M12X1	22.00	17.0	0.19
ST 20X140 ER16 MF (2)	20.00	ER16	140.00	0.5	10.0	26.00	M12X1	22.00	17.0	0.40
ST 22X 38 ER16 MF (1)	22.00	ER16	38.00	0.5	10.0	26.00	M12X1	22.00	19.0	0.10
ST 22X 70 ER16 MF (1)	22.00	ER16	70.00	0.5	10.0	26.00	M12X1	22.00	19.0	0.16
ST 22X100 ER16 MF (1)	22.00	ER16	100.00	0.5	10.0	28.00	M12X1	22.00	19.0	0.27
ST 22X 80 ER20 MF (1)	22.00	ER20	80.00	1.0	13.0	39.00	M12X1	28.00	21.0	0.21
ST 22X 70 ER25 MF (1)	22.00	ER25	70.00	1.0	16.0	47.00	M12X1	35.00	27.0	0.25
ST 25X 65 ER16 MF	25.00	ER16	65.00	0.5	10.0	28.00	M12X1	22.00	22.0	0.22
ST 25X100 ER20 MF (3)	25.00	ER20	100.00	1.0	13.0	28.00	M14X1	28.00	22.0	0.15
ST 25X154 ER20 MF (3)	25.00	ER20	154.00	1.0	13.0	28.00	M14X1	28.00	22.0	0.40
ST 25X 75 ER25 MF (4)	25.00	ER25	75.00	1.0	16.0	48.00	M14X1	35.00	27.0	0.36
ST 25X145 ER25 MF (3)	25.00	ER25	145.00	1.0	16.0	36.00	M14X1	35.00	27.0	0.08
ST 32X 70 ER25 MF (5)	32.00	ER25	70.00	1.0	16.0	30.00	M18X1	35.00	27.0	0.35

(1) For Star machines
(2) For Citizen machines
(3) For Tornos-Bechler machines
(4) For Manurhin machines
(5) For Schutte machines
(6) Minimum diameter
(7) Maximum diameter
(8) Minimum overhang
(9) Torque key size

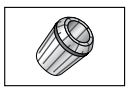
684-688


682-684

Spare Parts

Designation			
ST 16X 38 ER11 MF	NUT ER11 MINI	WRENCH ER11 MINI*	PRESET ER-JET 8X1*
ST 16X 50 ER11 MF	NUT ER11 MINI	WRENCH ER11 MINI*	PRESET ER-JET 8X1*
ST 16X140 ER11 MF	NUT ER11 MINI	WRENCH ER11 MINI*	PRESET ER-JET 8X1*
ST 16X 35 ER16 MF	NUT ER16 MINI	WRENCH ER16 MINI*	PRESET ER-JET 8X1*
ST 20X 50 ER16 MF	NUT ER16 MINI	WRENCH ER16 MINI*	PRESET ER-JET 12X1*
ST 20X 70 ER16 MF	NUT ER16 MINI	WRENCH ER16 MINI*	PRESET ER-JET 12X1*
ST 20X120 ER16 MF	NUT ER16 MINI	WRENCH ER16 MINI*	PRESET ER-JET 12X1*
ST 20X140 ER16 MF	NUT ER16 MINI	WRENCH ER16 MINI*	PRESET ER-JET 12X1*
ST 22X 38 ER16 MF	NUT ER16 MINI	WRENCH ER16 MINI*	PRESET ER-JET 12X1*
ST 22X 70 ER16 MF	NUT ER16 MINI	WRENCH ER16 MINI*	PRESET ER-JET 12X1*
ST 22X100 ER16 MF	NUT ER16 MINI	WRENCH ER16 MINI*	PRESET ER-JET 12X1*
ST 22X 80 ER20 MF	NUT ER20 MINI	WRENCH ER20 MINI*	PRESET ER-JET 12X1*
ST 22X 70 ER25 MF	NUT ER25 MINI	WRENCH ER25 MINI*	PRESET ER-JET 12X1*
ST 25X 65 ER16 MF	NUT ER16 MINI	WRENCH ER16 MINI*	PRESET ER-JET 12X1*
ST 25X100 ER20 MF	NUT ER20 MINI	WRENCH ER20 MINI*	PRESET ER-JET 14X1*
ST 25X154 ER20 MF	NUT ER20 MINI	WRENCH ER20 MINI*	PRESET ER-JET 14X1*
ST 25X 75 ER25 MF	NUT ER25 MINI	WRENCH ER25 MINI*	PRESET ER-JET 14X1*
ST 25X145 ER25 MF	NUT ER25 MINI	WRENCH ER25 MINI*	PRESET ER-JET 14X1*
ST 32X 70 ER25 MF	NUT ER25 MINI	WRENCH ER25 MINI*	PRESET ER-JET 18X1*

* Optional, should be ordered separately

Straight Shank

ST-ER-MF-D (double-ended)

Double-Ended Mini Collets
with Cylindrical Shanks
and a Clamping Flat

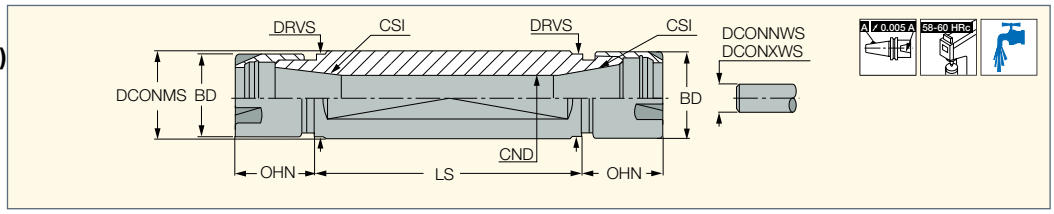

Designation	DCONMS	LS	CSI	DCONNWS(3)	DCONXWS(4)	BD	CND	OHN(5)	DRVS(6)	kg
ST 16X 50 ER11 MF D	16.00	50.00	ER11	0.5	7.0	16.00	7.5	18.50	14.0	0.07
ST 20X 30 ER11 MF D (1)	20.00	30.00	ER11	0.5	7.0	16.00	7.5	18.50	17.0	0.09
ST 20X 50 ER11 MF D (1)	20.00	50.00	ER11	0.5	7.0	16.00	7.5	18.50	17.0	0.13
ST 20X 55 ER16 MF D (1)	20.00	55.00	ER16	0.5	10.0	22.00	10.5	25.00	17.0	0.12
ST 22X 55 ER16 MF D (2)	22.00	55.00	ER16	0.5	10.0	22.00	10.5	28.00	19.0	0.17
ST 22X 75 ER16 MF D (2)	22.00	75.00	ER16	0.5	10.0	22.00	10.5	28.00	19.0	0.21
ST 25X 62 ER16 MF D	25.00	62.00	ER16	0.5	10.0	22.00	10.5	28.00	22.0	0.23
ST 32X 55 ER20 MF D (2)	32.00	55.00	ER20	1.0	13.0	28.00	13.5	28.00	27.0	0.34
ST 32X 75 ER20 MF D (2)	32.00	75.00	ER20	1.0	13.0	28.00	13.5	28.00	27.0	0.44

(1) For Citizen machines
(2) For Star machines
(3) Minimum diameter
(4) Maximum diameter
(5) Minimum overhang
(6) Torque key size

684-688 714 682-684

Spare Parts

Designation		
ST 16X 50 ER11 MF D	NUT ER11 MINI	WRENCH ER11 MINI*
ST 20X 30 ER11 MF D	NUT ER11 MINI	WRENCH ER11 MINI*
ST 20X 50 ER11 MF D	NUT ER11 MINI	WRENCH ER11 MINI*
ST 20X 55 ER16 MF D	NUT ER16 MINI	WRENCH ER16 MINI*
ST 22X 55 ER16 MF D	NUT ER16 MINI	WRENCH ER16 MINI*
ST 22X 75 ER16 MF D	NUT ER16 MINI	WRENCH ER16 MINI*
ST 25X 62 ER16 MF D	NUT ER16 MINI	WRENCH ER16 MINI*
ST 32X 55 ER20 MF D	NUT ER20 MINI	WRENCH ER20 MINI*
ST 32X 75 ER20 MF D	NUT ER20 MINI	WRENCH ER20 MINI*

* Optional, should be ordered separately

Straight Shank

SHRINKIN

ST-SRK

Thermal Chuck Collets
with Cylindrical Shanks

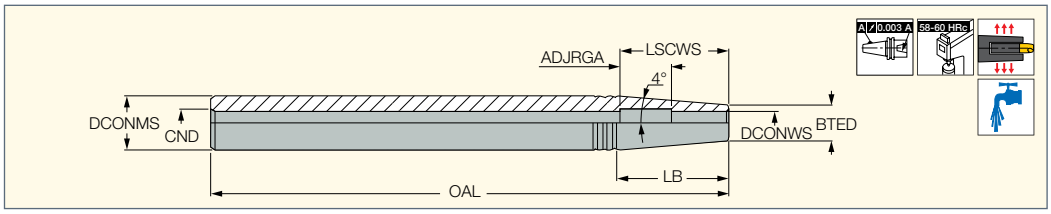

Designation	DCONWS	DCONMS	BTED	CND	OAL	LB	ADJRGA	LSCWS	kg
ST 12X160 SRK 3	3.00	12.00	10.00	4.0	160.00	14.8	-	10.0	0.10
ST 16X160 SRK 3	3.00	16.00	10.00	6.0	160.00	43.4	-	10.0	0.20
ST 12X160 SRK 4	4.00	12.00	10.00	4.5	160.00	14.8	-	12.0	0.12
ST 16X160 SRK 4	4.00	16.00	10.00	6.0	160.00	43.4	-	12.0	0.20
ST 16X160 SRK 5	5.00	16.00	10.00	6.0	160.00	43.4	-	15.0	0.20
ST 20X200 SRK 5	5.00	20.00	10.00	6.0	200.00	72.0	-	15.0	0.38
ST 16X160 SRK 6	6.00	16.00	11.00	6.0	160.00	36.6	17.00	35.0	0.19
ST 20X200 SRK 6	6.00	20.00	11.00	6.0	200.00	65.2	22.00	40.0	0.30
ST 25X200 SRK 6	6.00	25.00	11.00	8.0	200.00	100.9	17.00	35.0	0.51
ST 20X200 SRK 8	8.00	20.00	14.00	6.0	200.00	43.3	15.00	40.0	0.43
ST 25X200 SRK 8	8.00	25.00	14.00	8.0	200.00	79.0	15.00	40.0	0.58
ST 25X200 SRK10	10.00	25.00	16.00	8.0	200.00	64.3	20.00	50.0	0.61
ST 25X200 SRK12	12.00	25.00	20.00	8.0	200.00	35.5	20.00	52.0	0.63

- To be used for carbide tools only.

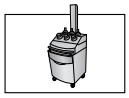

694-695

Morse Taper

MT-ER

DIN 6499 ER Collet Chucks with DIN 228-2 Morse Taper Shanks

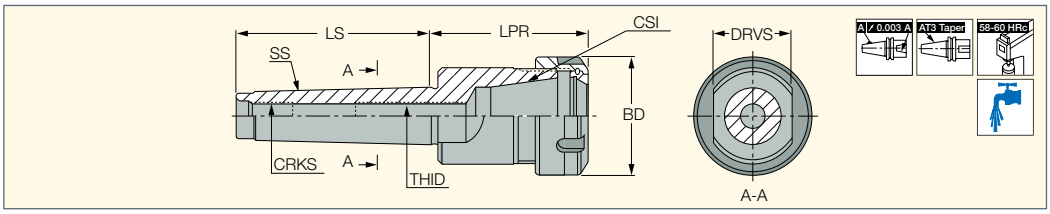

Designation	SS	CSI	DCONNWS(1)	DCONXWS(2)	LPR	LS	BD	THID	CRKS	DRVS(3)	kg
MT 2 ER20X48.5	2	ER20	1.0	13.0	48.50	64.00	34.00	M10	M10	22.0	0.16
MT 2 ER25X52	2	ER25	1.0	16.0	52.00	64.00	42.00	M10	M10	28.0	0.21
MT 3 ER32X 69	3	ER32	2.0	20.0	69.00	81.00	50.00	M12	M12	24.0	0.47
MT 3 ER40X 79	3	ER40	3.0	26.0	79.00	81.00	63.00	M12	M12	24.0	0.64
MT 4 ER32X 61	4	ER32	2.0	20.0	60.50	102.50	50.00	M16	M16	32.0	0.62
MT 4 ER40X 82	4	ER40	3.0	26.0	81.50	102.50	63.00	M16	M16	32.0	0.82
MT 4 ER50X108	4	ER50	10.0	34.0	107.50	102.50	78.00	M16	M16	32.0	1.44
MT 5 ER40X 82	5	ER40	3.0	26.0	82.00	129.50	63.00	M28X1.5	M20	45.0	1.54
MT 5 ER50X 85	5	ER50	10.0	34.0	85.00	129.50	78.00	M28X1.5	M20	45.0	0.70

(1) Minimum diameter
(2) Maximum diameter
(3) Torque key size

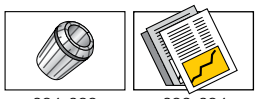

684-688 682-684

Spare Parts

Designation				
MT 2 ER20X48.5	NUT ER20 TOP	WRENCH ER20*	PRESET ER-JET 10X1.5*	
MT 2 ER25X52	NUT ER25 TOP	WRENCH ER25*	PRESET ER-JET 10X1.5*	
MT 3 ER32X 69	NUT ER32 TOP	WRENCH ER32*	PRESET ER-JET 12X1.75*	PRESET ER-JET 12X1.75L*
MT 3 ER40X 79	NUT ER40 TOP	WRENCH ER40*	PRESET ER-JET 12X1.75*	PRESET ER-JET 12X1.75L*
MT 4 ER32X 61	NUT ER32 TOP	WRENCH ER32*	PRESET ER-JET 16X2*	PRESET ER-JET 16X2L*
MT 4 ER40X 82	NUT ER40 TOP	WRENCH ER40*	PRESET ER-JET 16X2*	PRESET ER-JET 16X2L*
MT 4 ER50X108	NUT ER50 UM	WRENCH ER50*	PRESET ER-JET 16X2*	
MT 5 ER40X 82	NUT ER40 TOP	WRENCH ER40*	PRESET ER-JET 28X1.5*	
MT 5 ER50X 85	NUT ER50 UM	WRENCH ER50*	PRESET ER-JET 28X1.5*	

* Optional, should be ordered separately

FLEXFIT • CLICKFIT

MULTI-MASTER and FLEXFIT Connection Options

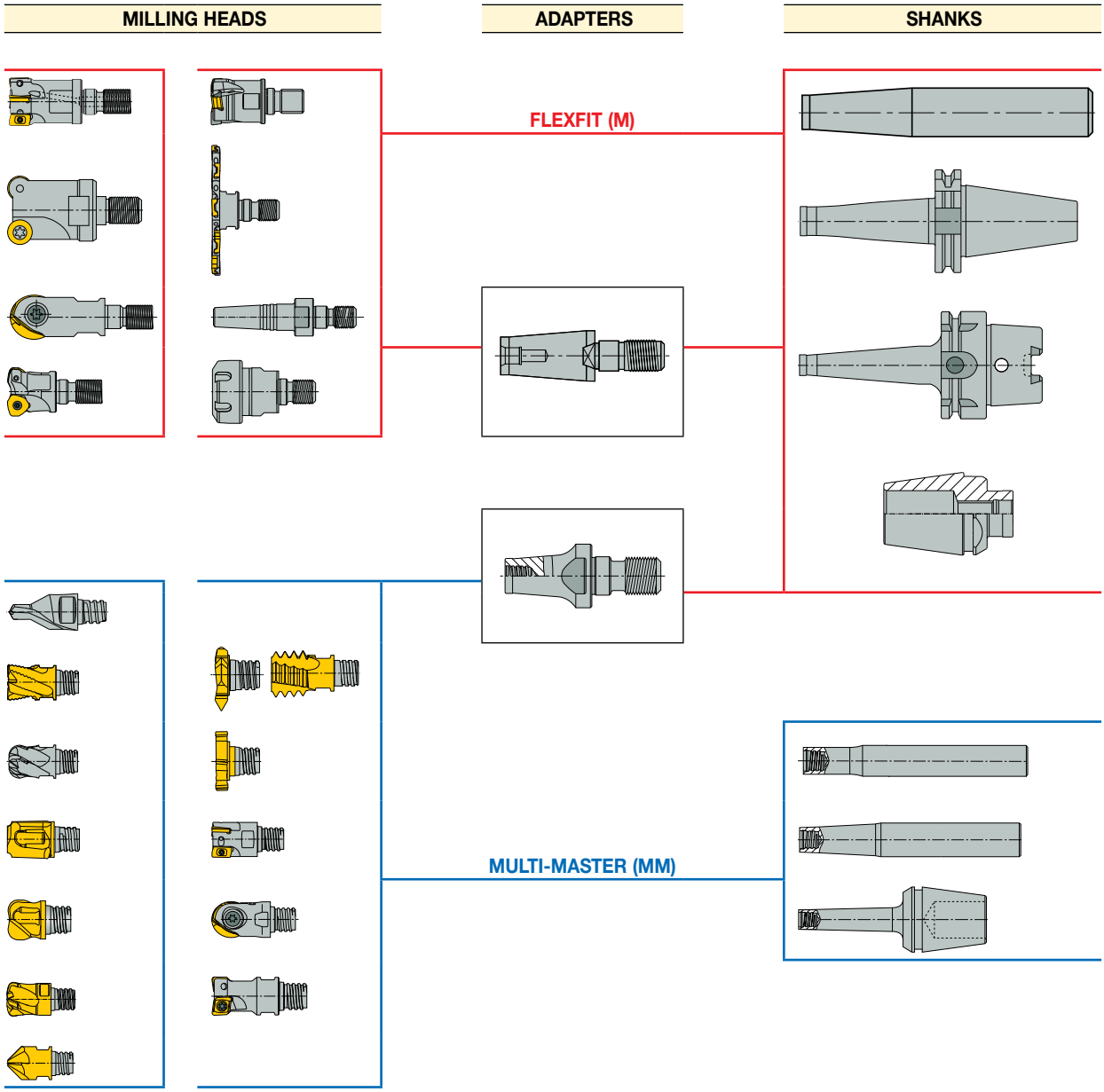

Features
Modular system reduces stock cost by using the same head with different shank options Enables machining with larger overhang. Same head can be mounted on metric and inch combinations.

Straight Shank

FLEXFIT

S M

Shanks for Tools with FLEXFIT Threaded Connection

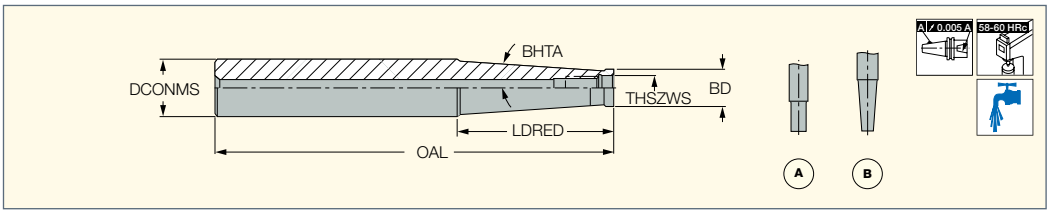

Designation	OAL	LDRED	DCONMS	Shank	BD	BHTA	THSZWS	Type	kg
S M06-L60 C10	60.00	20.0	10.00	C	9.70	-	M06	A	0.03
S M06-L105-C12	105.00	60.0	12.00	C	9.70	1.2	M06	B	0.06
S M06-L125-C16	125.00	60.0	16.00	C	9.70	3.3	M06	B	0.13
S M08-L73 C16	73.00	25.0	16.00	C	13.00	-	M08	A	0.09
S M08-L128-C16	128.00	80.0	16.00	C	13.00	0.9	M08	B	0.15
S M08-L170-C20	170.00	66.8	20.00	C	13.00	3.3	M08	B	0.33
S M10-L80 C20	80.00	30.0	20.00	C	18.00	-	M10	A	0.16
S M10-L130-C20	130.00	80.0	20.00	C	18.00	0.6	M10	B	0.25
S M10-L200-C25	200.00	57.2	25.00	C	19.00	3.3	M10	B	0.65
S M12-L86-C25	86.00	30.0	25.00	C	21.00	5.1	M12	A	0.27
S M12-L200-C32	200.00	78.0	32.00	C	21.00	4.4	M12	B	1.02
S M16-L95-C32	95.00	35.0	32.00	C	29.00	1.7	M16	A	0.50
S M16-L230-C32	230.00	50.0	32.00	C	29.00	1.8	M16	B	1.27

664

FLEXFIT

Straight Shank

S M-C-H

Carbide Shanks with Coolant Channels for Tools with FLEXFIT Threaded Connection

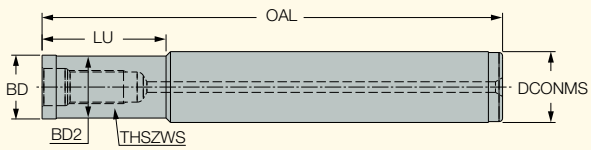

Designation	DCONMS	THSZWS	OAL	LU	BD	BD_2	kg
S M08-L150-C16-C-H	16.00	M08	150.00	80.0	15.30	15.30	0.39
S M08-L200-C16-C-H	16.00	M08	200.00	140.0	15.30	15.30	0.59
S M08-L250-C16-C-H	16.00	M08	250.00	180.0	15.30	15.30	0.84
S M10-L150-C20-C-H	20.00	M10	150.00	80.0	18.50	18.50	0.73
S M10-L200-C20-C-H	20.00	M10	200.00	140.0	18.00	17.50	0.91
S M10-L250-C20-C-H	20.00	M10	250.00	180.0	18.00	17.50	1.04
S M12-L200-C25-C-H	25.00	M12	200.00	100.0	21.00	20.50	1.41
S M12-L250-C25-C-H	25.00	M12	250.00	180.0	24.00	24.00	1.78
S M12-L300-C25-C-H	25.00	M12	300.00	180.0	21.00	20.50	2.04
S M16-L200-C32-C-H	32.00	M16	200.00	100.0	29.00	29.00	2.11
S M16-L250-C32-C-H	32.00	M16	250.00	180.0	29.00	29.00	2.36
S M16-L300-C32-C-H	32.00	M16	300.00	180.0	29.00	29.00	2.81

- For adaptation options, see page 664

ITSBORE FLEXFIT

RE MB-ODP

Adapters for MB Modular System Connections to a FLEXFIT Threaded Connection

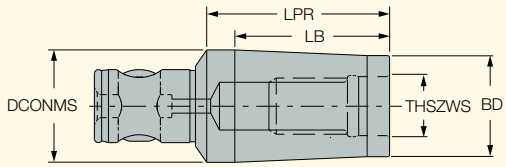

Designation		
RE MB20-ODP-M10-L32	BH MB20 COUPLING SET*	HW 3.0*
RE MB25-ODP-M12-L38	BH MB25 COUPLING SET*	HW 3.0*
RE MB32-ODP-M16-L40	BH MB32 COUPLING SET*	HW 4.0*

* Optional, should be ordered separately

CLICKFIT FLEXFIT

S M-CF
CLICKFIT to FLEXFIT Adapters

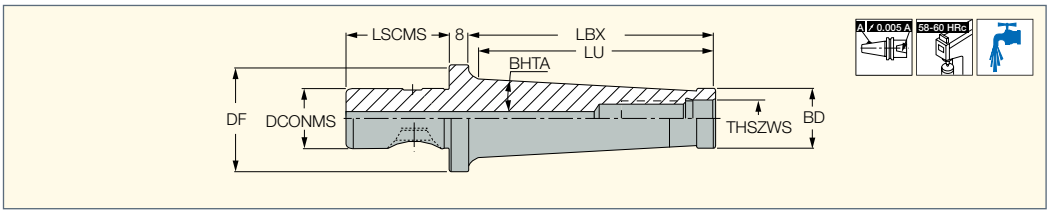

Designation	THSZWS	BD	LBX	LU	DF	LSCMS	BHTA	DCONMS	kg
S M12-L85/3.30-CF4	M12	21.00	85.0	81.30	44.00	42.00	4.4	25.00	0.23
S M12-L140/5.50-CF4	M12	21.00	140.0	139.10	44.00	42.00	4.4	25.00	0.98
S M16-L130/5.11-CF4	M16	29.00	130.0	126.80	44.00	42.00	2.6	25.00	0.23
S M16-L170/6.70-CF4	M16	29.00	170.0	168.60	44.00	42.00	2.0	25.00	1.30

SHANK

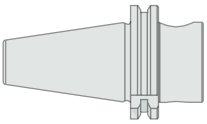

SM...CF4

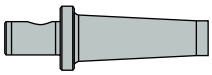

CDP...

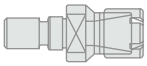

FLEXFIT

CAB M-M (FLEXFIT)
Reducers and Extensions with Coolant Holes for the Modular FLEXFIT System

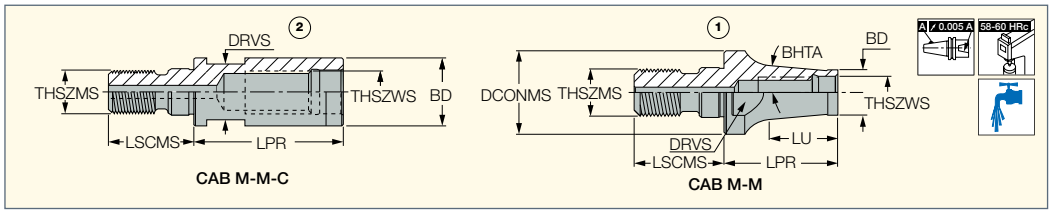

Designation	THSZWS	THSZMS	BD	LPR	LU	DCONMS	LSCMS	DRVS(1)	Fig.	BHTA	kg
CAB M06M08	M06	M08	9.70	30.00	24.80	13.00	17.50	9.5	1.	5.7	0.02
CAB M08M08-C	M08	M08	13.00	30.00	-	-	17.50	9.6	2.	-	0.02
CAB M08M10	M08	M10	13.00	40.00	33.40	18.00	20.20	15.0	1.	5.2	0.07
CAB M10M10-C	M10	M10	18.00	35.00	-	-	20.00	15.0	2.	-	0.06
CAB M10M12	M10	M12	18.00	45.00	36.40	21.00	22.00	17.0	1.	2.5	0.09
CAB M12M12-C	M12	M12	21.00	40.00	-	-	22.00	17.0	2.	-	0.08
CAB M12M16	M12	M16	21.00	50.00	42.50	29.00	25.00	25.0	1.	6.3	0.18
CAB M16M16-C	M16	M16	29.00	40.00	-	-	25.00	25.0	2.	-	0.16

(1) Clamping wrench size

SHANK

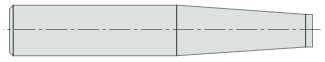

CAB...

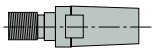

HCM-M

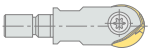

FLEXFIT

CAB M-SEM
FLEXFIT Shell Mill Holder Adaptation with Coolant Holes

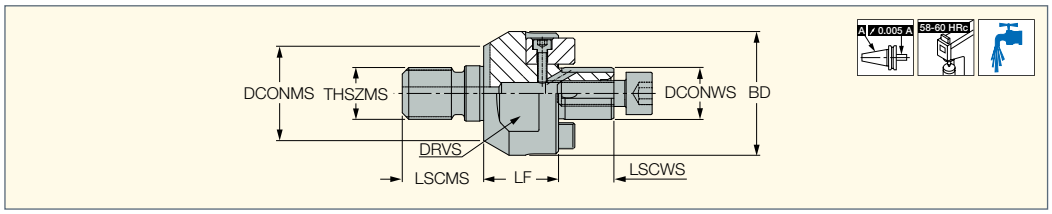

Designation	THSZMS	DCONWS	LF	BD	LSCWS	DCONMS	LSCMS	DRVS(1)	TQ_3(2)
CAB M16 SEM 16 C	M16 (3)	16.00	23.00	38.00	17.0	29.00	25.00	32.0	40

- For internal coolant through the holder, the related COOLANT SET should be ordered via Accessories (applicable to certain tools only)
- When mounting items with FLEXFIT threaded adaptation to their holders, the mating surfaces and threaded areas must be thoroughly cleaned. Apply appropriate tightening torque to eliminate a gap between the mating faces. Estimated torque values are specified in the TQ_3 parameter

(1) Clamping wrench size
(2) Tool tightening torque Nxm (lbfxin)
(3) Tightening torque: 30 Nm Max

Spare Parts

Designation		
CAB M16 SEM 16 C	SR M3X10DIN912	SR M8X25DIN912

FLEXFIT

MULTI-MASTER

MM CAB

Adapters for Connecting FLEXFIT Shanks and MULTI-MASTER Milling Heads

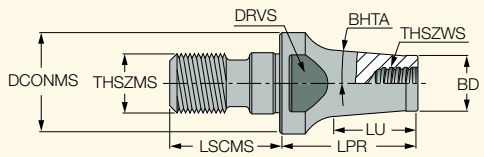

Designation	THSZWS	THSZMS	LPR	LU	BD	DCONMS	LSCMS	DRVS(1)	BHTA	TQ_3(2)	kg
MM CAB T06M06-16/.63	T06	M06	16.00	11.60	9.30	9.70	14.50	8.0	1.5	15	0.01
MM CAB T06M08-16/.63	T06	M08	16.00	13.70	9.60	13.00	17.50	11.0	6.0	20	0.02
MM CAB T06M08-25/1.0	T06	M08	25.00	11.30	9.30	13.00	17.50	11.0	1.5	20	0.02
MM CAB T06M10-25/1.0	T06	M10	25.00	16.60	9.60	18.00	20.00	11.0	5.0	29	0.04
MM CAB T08M08-16/.63	T08	M08	16.00	5.40	11.70	13.00	17.50	11.0	11.4	20	0.03
MM CAB T08M08-25/1.0	T08	M08	25.00	19.50	11.70	13.00	17.50	11.0	1.5	20	0.03
MM CAB T08M10-20/.75	T08	M10	20.00	11.30	11.70	18.00	20.00	13.0	7.0	29	0.04
MM CAB T08M10-25/1.0	T08	M10	25.00	14.20	11.70	18.00	20.00	11.0	1.5	29	0.03
MM CAB T08M12-20/.75	T08	M12	20.00	9.30	11.70	21.00	22.00	13.0	7.0	33	0.05
MM CAB T08M12-25/1.0	T08	M12	25.00	12.50	11.70	21.00	22.00	13.0	1.5	33	0.04

• Do not apply lubricant to the threaded connection • When mounting items with FLEXFIT threaded adaptation to their holders, the mating surfaces and threaded areas must be thoroughly cleaned. Apply appropriate tightening torque to eliminate a gap between the mating faces. Estimated torque values are specified in the TQ_3 parameter

(1) Clamping wrench size

(2) Tool tightening torque Nxm (lbfxin)

664

FLEXFIT

CDP ER-M

DIN 6499 ER Collet Chucks with Threaded FLEXFIT Adaptations

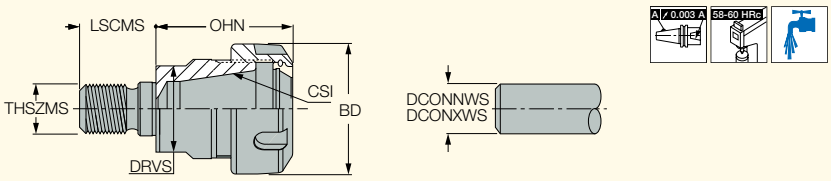

Designation	CSI	THSZMS	DCONNWS(1)	DCONXWS(2)	OHN(3)	LSCMS	BD	DRVS(4)	TQ_3(5)	kg
CDP ER11 M10 M	ER11	M10	0.5	7.0	27.0	20.00	16.00	15.0	29	0.03
CDP ER11 M12 M	ER11	M12	0.5	7.0	27.0	22.00	16.00	17.0	33	0.04
CDP ER16 M10 M	ER16	M10	0.5	10.0	38.1	20.00	22.00	17.0	29	0.05
CDP ER16 M12 M	ER16	M12	0.5	10.0	37.1	22.00	22.00	17.0	33	0.06
CDP ER16 M16	ER16	M16	0.5	10.0	36.6	25.00	28.00	25.0	40	0.10
CDP ER20 M16	ER20	M16	1.0	13.0	45.5	25.00	34.00	25.0	40	0.19
CDP ER25 M16	ER25	M16	1.0	16.0	44.5	25.00	42.00	28.0	40	0.15

• When mounting items with FLEXFIT threaded adaptation to their holders, the mating surfaces and threaded areas must be thoroughly cleaned. Apply appropriate tightening torque to eliminate a gap between the mating faces. Estimated torque values are specified in the TQ_3 parameter

(1) Minimum diameter

(2) Maximum diameter

(3) Minimum overhang

(4) Torque key size

(5) Tool tightening torque Nxm (lbfxin)

SHANK

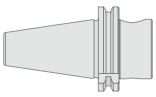

SM...CF4

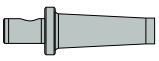

CDP...

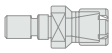

ERCOLLET
FLEXFIT

ER-ODP

FLEXFIT Threaded Adaptation
with Integral ER Collet
for ER Collet Chucks

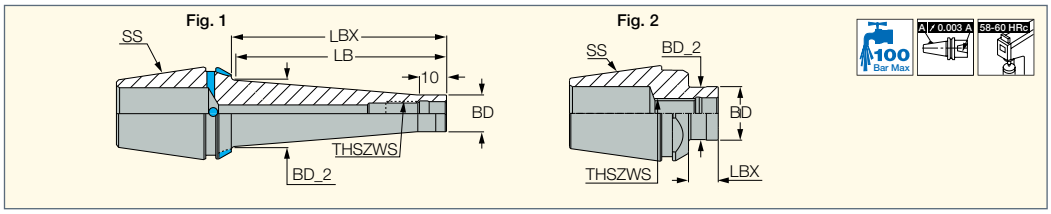

Designation	SS	THSZWS	LB	LBX	BD	BD_2	Fig.	kg
ER16 ODP M08X02	ER16	M08	2.50	2.50	12.00	12.00	2	0.04
ER16 ODP M08X10	ER16	M08	10.50	10.50	12.00	12.00	2	0.04
ER20 ODP M08X02	ER20	M08	2.00	2.00	13.00	13.00	2	0.05
ER20 ODP M08X10	ER20	M08	10.00	10.00	13.00	12.60	2	0.05
ER25 ODP M08X02	ER25	M08	2.00	2.00	13.00	13.00	2	0.05
ER25 ODP M08X10	ER25	M08	10.00	10.00	13.00	12.60	2	0.09
ER25 ODP M10X02	ER25	M10	2.00	2.00	18.00	18.00	2	0.05
ER25 ODP M10X25	ER25	M10	23.00	25.00	18.00	17.60	1	0.11
ER25 ODP M12X02	ER25	M12	2.70	2.70	20.60	19.20	2	0.08
ER25 ODP M12X10	ER25	M12	10.00	10.00	20.00	20.00	2	0.10
ER32 ODP M 8X25	ER32	M08	22.00	25.00	13.10	15.00	1	0.15
ER32 ODP M 8X50	ER32	M08	49.00	50.00	13.10	23.00	1	0.21
ER32 ODP M 8X75	ER32	M08	74.00	75.00	13.10	23.00	1	0.26
ER32 ODP M08X02	ER32	M08	2.00	2.00	13.00	13.00	2	0.15
ER32 ODP M08X10	ER32	M08	10.00	10.00	13.00	12.60	2	0.14
ER32 ODP M10X02	ER32	M10	2.00	2.00	18.00	18.00	2	0.15
ER32 ODP M10X10	ER32	M10	10.00	10.00	18.00	17.60	2	0.15
ER32 ODP M10X25	ER32	M10	23.00	25.00	18.00	20.00	1	0.17
ER32 ODP M10X50	ER32	M10	49.00	50.00	18.00	24.00	1	0.24
ER32 ODP M12X02	ER32	M12	2.00	2.00	21.00	21.00	2	0.15
ER32 ODP M12X10	ER32	M12	10.00	10.00	21.00	20.60	2	0.17
ER32 ODP M12X25	ER32	M12	24.00	25.00	21.00	24.00	1	0.18
ER32 ODP M12X50	ER32	M12	49.00	50.00	21.00	24.00	1	0.26
ER32 ODP M16X02	ER32	M16	2.50	2.50	27.00	27.00	2	0.15
ER32 ODP M16X10	ER32	M16	10.50	10.50	27.00	27.00	2	0.18
ER32 ODP M16X25	ER32	M16	25.50	25.50	27.00	27.00	1	0.20

CENTER ALIGNMENT DEVICES

HYDROFIT HOLDING LINE

ADJ HYDRO

Radial and Angular Adjustable Hydraulic Flanges

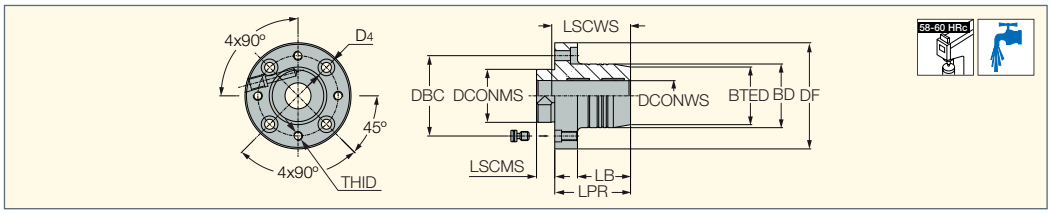

Designation	DCONMS	DCONWS	BTED	BD	DF	LPR	LB	LSCWS	LSCMS	DBC	D4	THID
ADJ HYDRO 20 D70	35.00	20.00	38.00	42.00	70.00	50.00	35.0	52.0	10.00	53.00	11.00	M6

- Chucking forces will be reduced by 25% if reduction sleeves are used.
- Reduction sleeves are available for 3 to 16 mm bore diameters (ordered separately).

Designation

ADJ ST1 D2.756
ADJ ST25 D70
ADJ ST32 D70

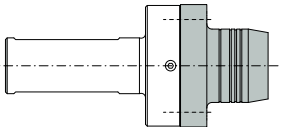

ADJ **HSK** A 63 D70
ADJ **HSK** A 100 D70

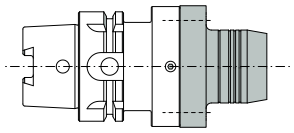

ADJ CAT40 D2.756
ADJ CAT50 D2.756
ADJ BT40 D70
ADJ BT50 D70

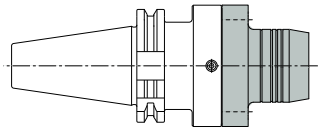

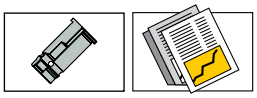
699 562

Spare Parts

Designation		
ADJ HYDRO	WRENCH HYDRO HEX 4*	HYDRO CLAMP SCREW M8X14

* Optional, should be ordered separately

FINEFIT

ADJ ER NOSE

Radial and Angular Adjustable Collet Chuck Flanges

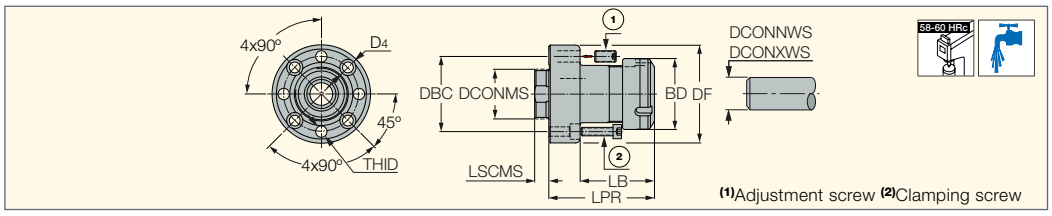

Designation	DCONNWS(1)	DCONXWS(2)	LPR	LB	LSCMS	BD	DF	DBC	DCONMS	D4	THID
ADJ ER32 NOSE	2.0	20.0	75.00	53.0	10.00	50.00	70.00	53.00	35.00	6.60	M8x1

(1) Minimum diameter
(2) Maximum diameter

Spare Parts

1 - Adjustment screw
2 - Clamping screw

Designation

ADJ ST1 D2.756
ADJ ST25 D70
ADJ ST32 D70

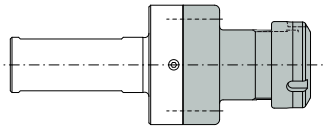

ADJ **HSK** A 63 D70
ADJ **HSK** A 100 D70

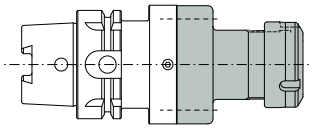

ADJ CAT40 D2.756
ADJ CAT50 D2.756
ADJ BT40 D70
ADJ BT50 D70

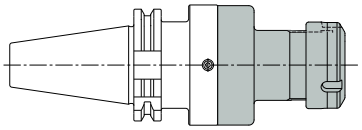

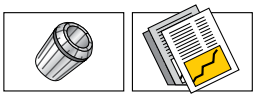
684-688 558,682-684

Spare Parts

Designation				
ADJ ER NOSE	NUT ER32 TOP	ADJUST SPACER 9.5X5	PRESET ER-JET 22X1.5	SR M8X1X16 DIN916

Straight Shank

ADJ ST

FINEFIT Center Alignment Shank and Base with Cylindrical Shanks with a Clamping Flat

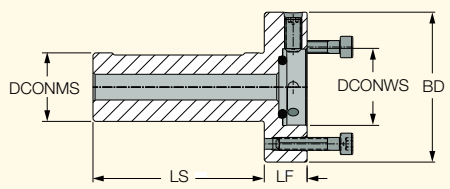

Designation	DCONMS	LF	LS	BD	DCONWS						
ADJ ST25 D70	25.00	20.00	80.00	70.00	35.00	SR M8X1X16 DIN916	SR M6X30 DIN912	OR 21X4N	HW 4.0*	ADJUST SPACER 9.5X5*	HW 5.0*
ADJ ST32 D70	32.00	20.00	80.00	70.00	35.00	SR M8X1X16 DIN916	SR M6X30 DIN912	OR 21X4N	HW 4.0*	ADJUST SPACER 9.5X5*	HW 5.0*

* Optional, should be ordered separately

HSK FINEFIT

ADJ HSK A

FINEFIT Center Alignment Shank and Base with a DIN69893 HSK Tapered Shank for Specially Tailored Toolholders

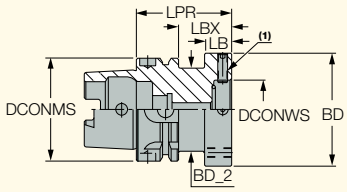

Designation	DCONMS	LPR	LBX	LB	DCONWS	BD	BD_2	CDI(2)	kg
ADJ HSK A63 D70	63.00	60.00	34.0	18.00	35.00	70.00	46.00	1	1.24
ADJ HSK A100 D70	100.00	55.00	26.0	-	35.00	70.00	-	1	2.63

Designation								
ADJ HSK A63 D70	SR M8X1X16 DIN916	SR M6X30 DIN912	OR 21X4N	ADJUST SPACER 9.5X5*	HW 4.0*	COOLING TUBE HSK A63*	WRENCH COOL TUBE HSK63*	HW 5.0*
ADJ HSK A100 D70	SR M8X1X16 DIN916	SR M6X30 DIN912	OR 21X4N	ADJUST SPACER 9.5X5*	HW 4.0*	COOLING TUBE HSK A100*	WRENCH COOL TUBE HSK100*	HW 5.0*

(1) Use 4 mm hex key for screw adjustment.
(2) 1 - Hole for data chip, 0 - Without hole for data chip
- A cooling tube must be used with all coolant through HSK spindles (should be ordered separately)

* Optional, should be ordered separately

DIN69871

ADJ DIN69871

FINEFIT Center Alignment Shank and Base with a DIN69871 Form AD Taper Shank for Specially Tailored Toolholders

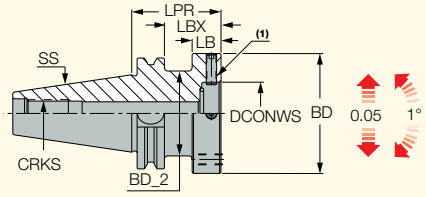

Designation	SS	DCONWS	LPR	LBX	LB	BD	BD_2	CRKS	kg
ADJ DIN69871 40 D70	40	35.00	50.00	30.9	15.00	70.00	46.00	M16	1.28
ADJ DIN69871 50 D70	50	35.00	50.00	30.9	-	70.00	-	M24	3.32

- (1) Use 4 mm hex key for screw adjustment.

Spare Parts

Designation						
ADJ DIN69871	SR M8X1X16 DIN916	SR M6X30 DIN912	OR 21X4N	HW 4.0*	ADJUST SPACER 9.5X5*	HW 5.0*

* Optional, should be ordered separately

BT MAS

ADJ BT

Center Alignment Shanks and Bases with BT MAS-403 ADB Tapered Shanks for Specially Tailored Toolholders

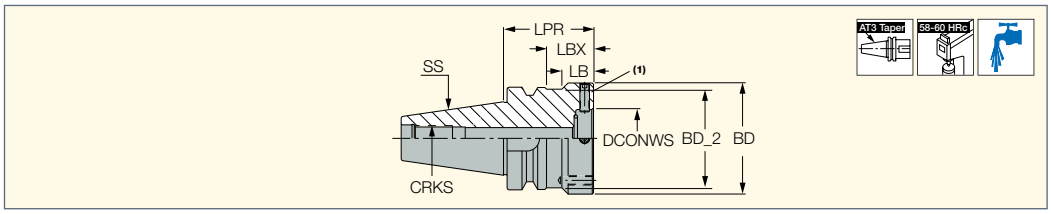

Designation	SS	LPR	LBX	LB	BD	BD_2	DCONWS	CRKS	kg
ADJ BT40 D70	40	55.00	28.0	18.00	70.00	62.50	35.00	M16	1.56
ADJ BT50 D70	50	70.00	32.0	-	70.00	-	35.00	M24	4.34

• (1) Use 4 mm hex key for screw adjustment • Add B to the designation for coolant through flange option.

Spare Parts

Designation						
ADJ BT	SR M8X1X16 DIN916	SR M6X30 DIN912	OR 21X4N	HW 4.0*	ADJUST SPACER 9.5X5*	HW 5.0*

* Optional, should be ordered separately

Straight Shank

FINEFIT

ADJ ST-ER

FINEFIT DIN 6499 ER Collet Chucks with Center Alignment and Cylindrical Shanks with a Clamping Flat

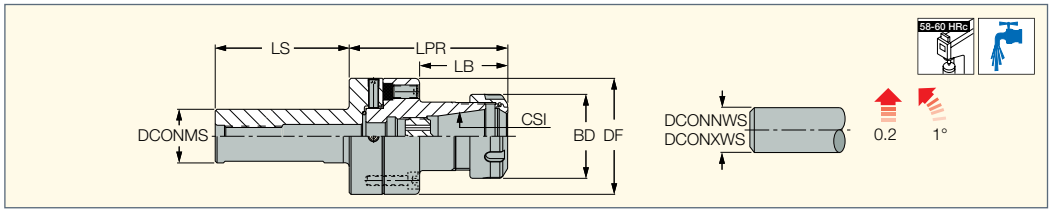

Designation	DCONMS	CSI	DCONNWS(1)	DCONXWS(2)	LPR	LB	LS	BD	DF	kg
ADJ ST25 D70 ER32	25.00	ER32	2.0	20.0	94.50	52.5	80.00	50.00	70.00	1.74
ADJ ST32 D70 ER32	32.00	ER32	2.0	20.0	94.50	52.5	80.00	50.00	70.00	1.91

• Radial adjustment 0.2 mm Angular adjustment 1°

(1) Minimum diameter

(2) Maximum diameter



684-688 715 682-684

Spare Parts

Designation	
ADJ ST-ER	ADJ ER32 NOSE

Accessories

Drilling Eccenter Sleeves

Bushings for Enlarging or Reducing DR Nominal Drilling Diameters by Shifting the Drill Off-Center

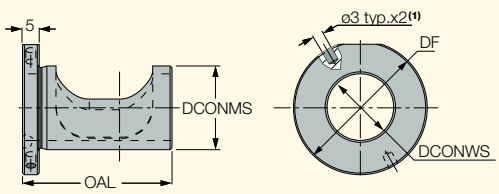

Designation	DCONWS	DCONMS	DF	OAL
ECCENTER SLEEVE 20X25	20.00	25.00	40.00	44.00
ECCENTER SLEEVE 25X32	25.00	32.00	50.00	46.00
ECCENTER SLEEVE 32X40	32.00	40.00	65.00	55.00
ECCENTER SLEEVE 40X50	40.00	50.00	75.00	77.00

- (1) Holes for inserting a pin, used to facilitate radial adjustment of the sleeve (pin not supplied)

Eccenter Sleeve Operating Instructions

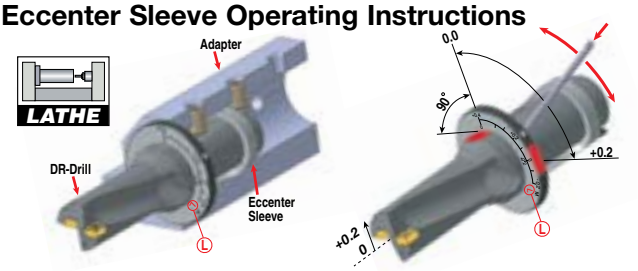

Operation on a Lathe

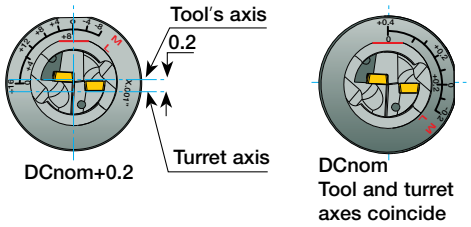

On a lathe, the eccenter sleeve can shift the drill's axis to coincide with the spindle axis. The eccentric sleeve enables alignment of the drill's axis with the spindle axis within a 0.2 mm range (turn the sleeve counterclockwise to raise it).

Operation on a Milling Machine

On a milling machine, the drill's nominal diameter can be changed by shifting the drill's axis out of the tool spindle.

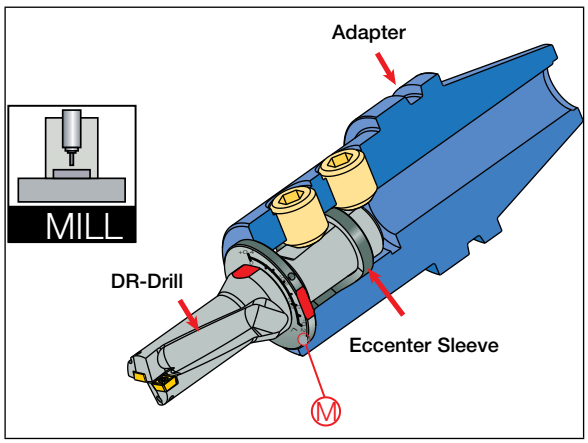

Radial adjustment pin (not supplied)

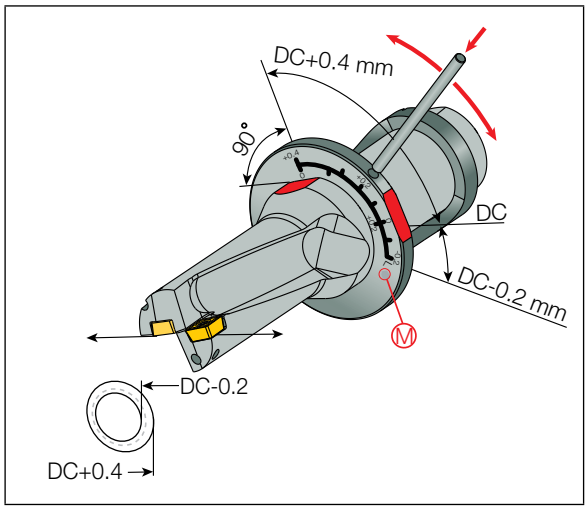

To enlarge the diameter, turn the sleeve clockwise.

Recommended Feed When Using Eccenter Sleeves

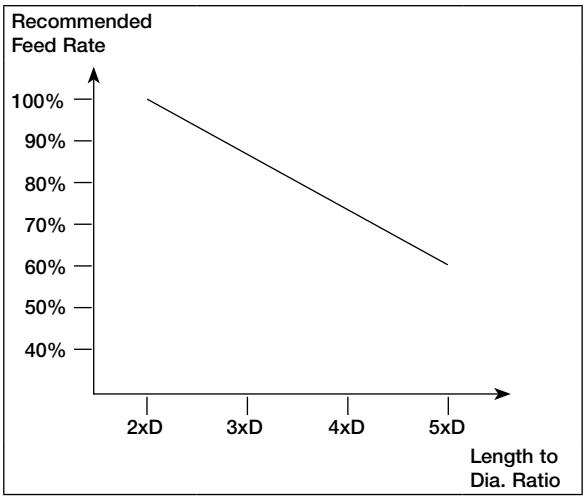

The adjustment markings should be located perpendicular to the flat on the circumference of the **DR** flange. To facilitate the rotation of the sleeve, a metal rod or a screw key may be inserted into a hole on the eccentric sleeve flange. Unlock adapter screw before adjusting sleeve.

Operation on a Milling Machine

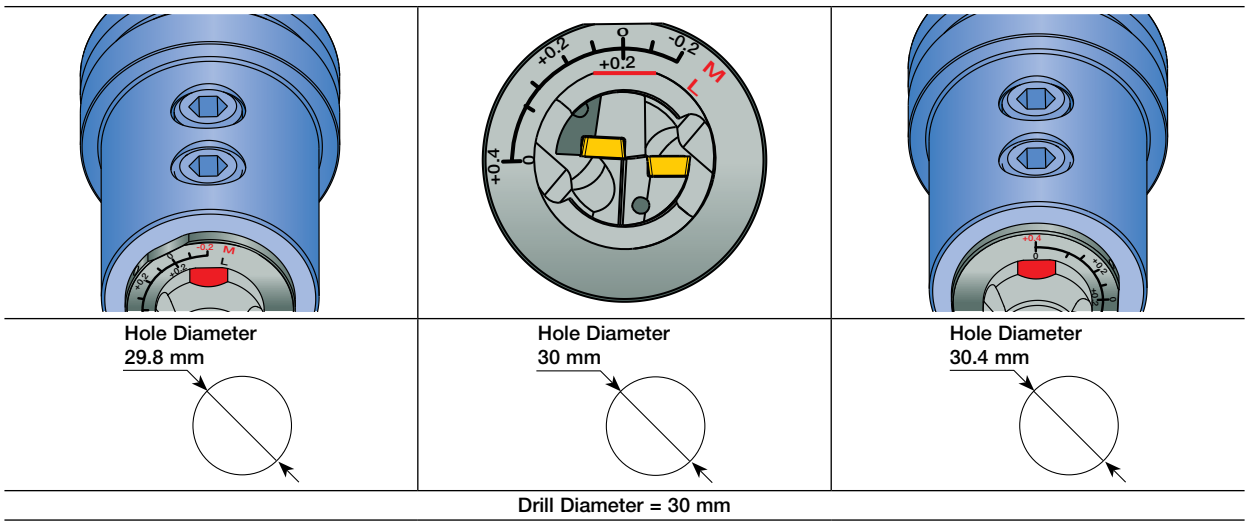

TAPPING & REAMING DEVICES

Straight Shank GTI

GTI ER-ST (tapping)
DIN 6499 ER Tapping
Attachments with Straight Shanks

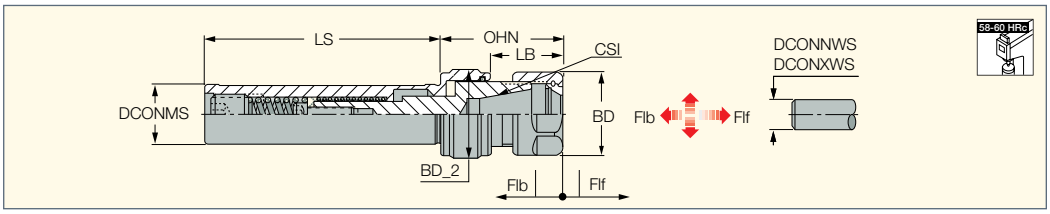

Designation	DCONMS	CSI	Tap min	Tap max	DCONNWS(2)	DCONXWS(3)	BD	BD_2	LB	OHN(4)	LS	Flf	Flb	CDI(5)	kg
GTI ER11 ST16X150 M (1)	16.00	ER11	M2	M7	0.5	7.0	16.00	-	19.0	-	150.00	6.0	3.0	0	0.00
GTI ER16 ST20X80	20.00	ER16	M3	M10	0.5	10.0	28.00	29.50	24.6	41.60	80.00	8.0	3.0	0	0.00
GTI ER20 ST20X80	20.00	ER20	M4	M14	1.0	13.0	34.00	33.50	28.0	49.00	80.00	8.0	3.0	0	0.35
GTI ER25 ST25X80	25.00	ER25	M5	M16	1.0	16.0	42.00	40.50	32.0	53.00	80.00	9.0	4.0	0	0.55
GTI ER32 ST25X80	25.00	ER32	M6	M20	1.0	16.0	50.00	56.50	32.0	77.20	80.00	9.0	4.0	0	1.16
GTI ER40 ST32X80	32.00	ER40	M6	M27	2.0	20.0	63.00	56.50	51.0	95.20	80.00	9.0	4.0	0	1.66

(1) Without a clamping flat
(2) Minimum diameter
(3) Maximum diameter
(4) Minimum overhang • (1) Use 4 mm hex key for screw adjustment. • A cooling tube must be used with all coolant through HSK spindles (should be ordered separately)


684-688 715 678

Spare Parts

Designation		
GTI ER11 ST16X150 M	NUT ER11 MINI	
GTI ER16 ST20X80	NUT ER16 TOP	WRENCH ER16*
GTI ER20 ST20X80	NUT ER20 TOP	WRENCH ER20*
GTI ER25 ST25X80	NUT ER25 TOP	WRENCH ER25*
GTI ER32 ST25X80	NUT ER32 TOP	WRENCH ER32*
GTI ER40 ST32X80	NUT ER40 TOP	WRENCH ER40*

* Optional, should be ordered separately

ERCOLLET GFI

GFIS ER-ER
Floating Reamer ER Collet
Chuck with ER Shank for High
Speed Cutting Reamers

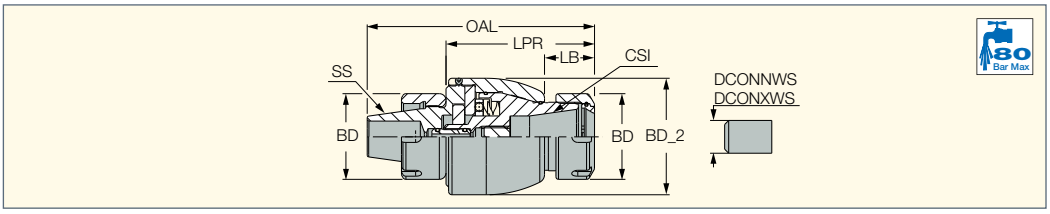

Designation	CSI	DCONNWS(1)	DCONXWS(2)	OAL	LPR	LB	BD	BD_2	SS	RFI(3)	kg
GFIS ER32X70-ER32	32	12.00	20.00	133.00	87.00	29.50	50.00	68.00	ER32	0.22	1.69

• Maximum 10K RPM • Angular floating range 1.0° • For Reaming 12-20 mm shank diameter range only
(1) Minimum diameter
(2) Maximum diameter
(3) Radial floating range


684-688 714 715

Spare Parts

Designation			
GFIS ER-ER	NUT ER32 TOP	PRESET ER-JET 12X1.75	SR M4X4 DIN913

Straight Shank GFI

GFI ST-ER
Floating Reamer DIN 6499
Collet Chucks with Cylindrical
Shanks with a Clamping Flat

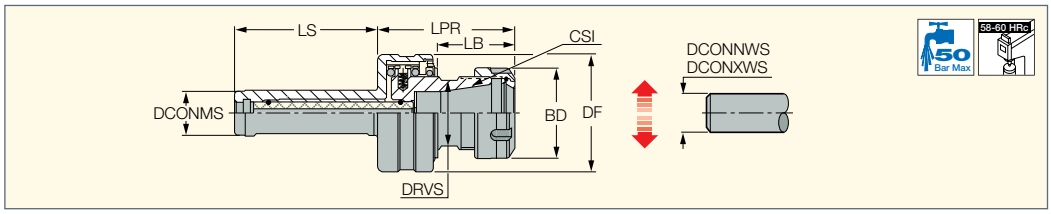

Designation	DCONMS	CSI	DCONNWS(3)	DCONXWS(4)	LS	LPR	LB	BD	DF	RFI	DRVS(5)	kg
GFI ST20 ER20 (1)	20.00	ER20	1.0	13.0	65.00	55.50	31.0	34.00	50.00	1.00	22.0	0.56
GFI ST25 ER32 (2)	25.00	ER32	2.0	20.0	80.00	76.90	45.9	50.00	65.00	1.60	36.0	1.20

- Maximum 2000 RPM!

(1) Radial float from center
(2) Minimum diameter
(3) Maximum diameter
(4) Torque key size
(5) Torque key size

GFI ER - Floating Reamer Collet Chuck

Floating chuck - adjusts the misalignment between the reamer and workpiece hole to ensure the same accuracy as the reamer itself.

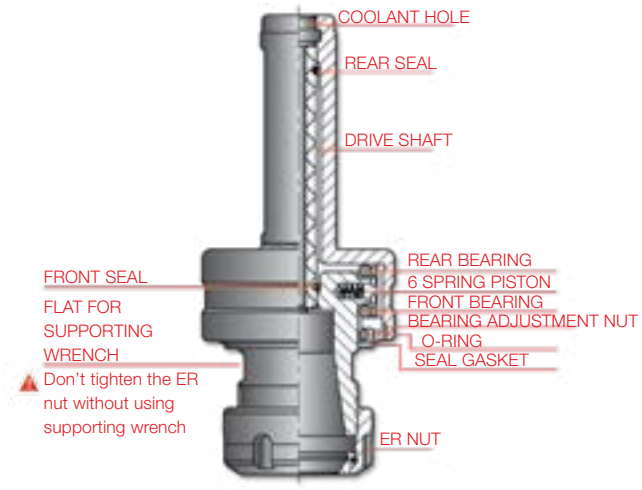

Application:

The **GFI** floating chuck is a unique holder that compensates for the radial misalignment existing in reaming operations carried out on vertical and horizontal machine tools.

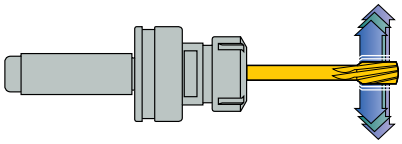

Features:

Radial self-floating mechanism compensates for misalignment between the reamer and workpiece to ensure the same tolerance as the reamer itself. The special self-centering mechanism eliminates tapered and oversized bores.

Advantages:

Unique ball bearing and axle drive shaft structure enables vertical and horizontal machining.
Precise and efficient clamping with ER spring collets or ER Coolit collets.

Spare Parts

Designation		
GFI ST20 ER20	NUT ER20 TOP	WRENCH ER20*
GFI ST25 ER32	NUT ER32 TOP	WRENCH ER32*

* Optional, should be ordered separately

GTI / GTIN - Tapping Attachment

GTIN ER32 – Tapping Collet

Compact tapping collet with tension and compression floating mechanism for **ER32** collet chucks.
A tapping collet for standard and rigid tapping operations. **GTIN ER32** collet make tap removal and replacement easy, quick and reliable. Designed for stationary and rotating applications. **GTIN ER32** collets are economical and efficient due to the ability to use existing **ER32** collet chucks (with various shank sizes and types).

Applications
The **GTIN ER32** tapping collet is designed especially for CNC mill/turn centers using regular and rigid tapping.

Advantages
- Quick tap change by a front clamping nut
- Compact design for minimal clearance between the turret and chuck
- Fits every type of stationary and rotating **ER32** collet chuck
- Positive tap drive with internal square driver
- Compensates for machine feed and tap pitch variance, resulting in greater thread accuracy
- Floating mechanism compensates for misalignment between tap and workpiece
- High accuracy due to tension and compression mechanism
- Available for all tap shank standards (DIN, ISO, ANSI, JIS)
- Tapping range M1-M16 (#0 to 5/8″)
- Saves setup time by quick tap changing without removing **GTIN** from the machine
- Optimal for machines that have limited space between the turret and workpiece

GTI DIN69871	BT MAS-403	Straight Shank	GTIN
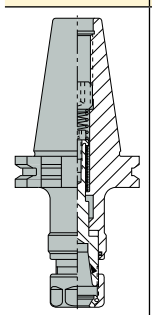	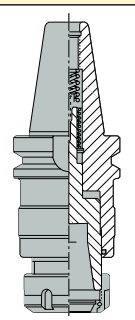	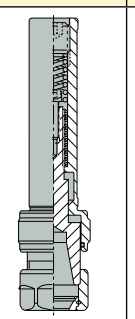	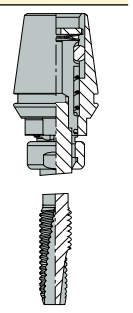
Page 581	Page 650	Page 676	Page 679

Description
Short tap chucks for **ER** collets.

Applications
Axial float/tension/compression type for CNC milling machines and lathes with reversing motors and rigid tapping.

Features
- Compensates for machine feed and tap pitch variance
- Floating mechanism compensates for misalignment between tap and workpiece
- Right- and left-hand tapping

Advantages
- Practical and efficient tap holding by the **ER** spring collet without using jaw drive
- Compact design for minimal clearance applications
- Heavy duty design for high torque drive ensures the same accuracy as the tap itself

Operation
For through- and blind-hole tapping:

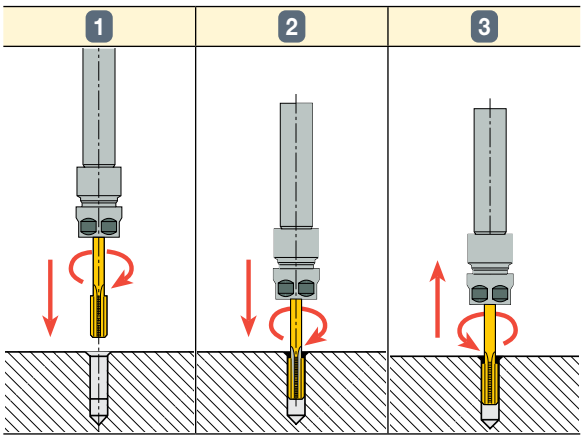

1 Enter feed rate according to thread pitch (or 1-2 % lower). Set spindle to starting point with 0.08 clearance.

2 Start spindle forward with right hand rotation until reaching desired depth.

3 Stop feed and rotation and reverse to starting point.

GTIN

GTIN ER-ISO (tapping)

ER Collet Tapping Attachments, Tension and Compression ISO Type for CNC Milling and Turret Lathe Machines

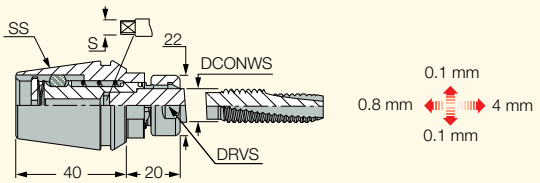

Designation	SS	DCONWS	S	Tap min	Tap max	DRVS(1)	CDI(2)	kg
GTIN ER32 ISO 2.24X1.80	ER32	2.24	1.80	M3	M3	20.0	0	0.22
GTIN ER32 ISO 2.50X2.00	ER32	2.50	2.00	M3.5	M3.5	20.0	0	0.26
GTIN ER32 ISO 2.80X2.24	ER32	2.80	2.24	M2.2	M2.5	20.0	0	0.22
GTIN ER32 ISO 3.15X2.50	ER32	3.15	2.50	M3	M4	20.0	0	0.23
GTIN ER32 ISO 3.55X2.80	ER32	3.55	2.80	M3.5	M4.5	20.0	0	0.22
GTIN ER32 ISO 4.00X3.15	ER32	4.00	3.15	M4	M5	20.0	0	0.22
GTIN ER32 ISO 4.50X3.55	ER32	4.50	3.55	M6	M6	20.0	0	0.22
GTIN ER32 ISO 5.00X4.00	ER32	5.00	4.00	M5	M5	20.0	0	0.22
GTIN ER32 ISO 5.60X4.50	ER32	5.60	4.50	UNC#12-24	UNC (ONLY)	20.0	0	0.23
GTIN ER32 ISO 6.30X5.00	ER32	6.30	5.00	M6	M8	20.0	0	0.22
GTIN ER32 ISO 7.10X5.60	ER32	7.10	5.60	UNC#3/8-16	UNC (ONLY)	20.0	0	0.20
GTIN ER32 ISO 8.00X6.30	ER32	8.00	6.30	M8	M10	20.0	0	0.21
GTIN ER32 ISO 9.00X7.10	ER32	9.00	7.10	M12	M12	20.0	0	0.21
GTIN ER32 ISO 10.00X8.00	ER32	10.00	8.00	M10	M10	20.0	0	0.20
GTIN ER32 ISO 11.20X9.00	ER32	11.20	9.00	M14	M14	20.0	0	0.21
GTIN ER32 ISO 12.50X10.00	ER32	12.50	10.00	M16	M16	20.0	0	0.20

• No coolant should be induced through the tapping collet as it will cause malfunction of the mechanism • Compensates for machine feed and tap pitch variance
• Floating mechanism compensates for misalignment between tap and workpiece • Hard start for rigid tapping • When a rigid ER collet is assembled in an ER holder, the actual protruding length of the holder becomes shorter by 2.0 mm for ER20 and by 3.0 mm for ER25/ER32
(1) Torque key size • (1) Use 4 mm hex key for screw adjustment. • A cooling tube must be used with all coolant through HSK spindles (should be ordered separately)

Spare Parts

Designation	
GTIN ER-ISO (tapping)	GTIN ER32 NUT

GTIN

GTIN ER-DIN (tapping)

ER Collet Tapping Attachments, Tension and Compression DIN Type for CNC Milling and Turret Lathe Machines

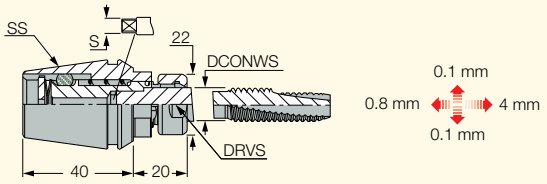

Designation	SS	DCONWS	S	Tap min	Tap max	DRVS(1)	CDI(2)	kg
GTIN ER32 DIN 2.50X2.10	ER32	2.50	2.10	M1	M1.8	20.0	0	0.20
GTIN ER32 DIN 2.80X2.10	ER32	2.80	2.10	M2	M4	20.0	0	0.22
GTIN ER32 DIN 3.50X2.70	ER32	3.50	2.70	M3	M5	20.0	0	0.22
GTIN ER32 DIN 4.00X3.00	ER32	4.00	3.00	M3.5	M3.5	20.0	0	0.21
GTIN ER32 DIN 4.50X3.40	ER32	4.50	3.40	M4	M6	20.0	0	0.20
GTIN ER32 DIN 6.00X4.90	ER32	6.00	4.90	M5	M8	20.0	0	0.20
GTIN ER32 DIN 7.00X5.50	ER32	7.00	5.50	M7	M10	20.0	0	0.20
GTIN ER32 DIN 8.00X6.20	ER32	8.00	6.20	M8	M8	20.0	0	0.20
GTIN ER32 DIN 9.00X7.00	ER32	9.00	7.00	M12	M12	20.0	0	0.22
GTIN ER32 DIN 10.00X8.00	ER32	10.00	8.00	M10	M10	20.0	0	0.22
GTIN ER32 DIN 11.00X9.00	ER32	11.00	9.00	M14	M14	20.0	0	0.21
GTIN ER32 DIN 12.00X9.00	ER32	12.00	9.00	M16	M16	20.0	0	0.20

• No coolant should be induced through the tapping collet as it will cause malfunction of the mechanism • Compensates for machine feed and tap pitch variance
• Floating mechanism compensates for misalignment between tap and workpiece • Hard start for rigid tapping • When a rigid ER collet is assembled in an ER holder, the actual protruding length of the holder becomes shorter by 2.0 mm for ER20 and by 3.0 mm for ER25/ER32
(1) Torque key size • (1) Use 4 mm hex key for screw adjustment. • A cooling tube must be used with all coolant through HSK spindles (should be ordered separately)

Spare Parts

Designation	
GTIN ER-DIN (tapping)	GTIN ER32 NUT

GTIN

GTIN ER-JIS (tapping)

ER Collet Tapping Attachments, Tension and Compression JIS Type for CNC Milling and Turret Lathe Machines

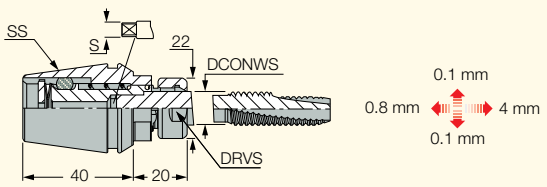

Designation	SS	DCONWS	S	Tap min	Tap max	DRVS(1)	CDI(2)	kg
GTIN ER32 JIS 3.00X2.50	ER32	3.00	2.50	M1	M2.6	20.0	0	0.21
GTIN ER32 JIS 4.00X3.20	ER32	4.00	3.20	M3	M3.5	20.0	0	0.21
GTIN ER32 JIS 5.00X4.00	ER32	5.00	4.00	M4	M4	20.0	0	0.21
GTIN ER32 JIS 5.50X4.50	ER32	5.50	4.50	M5	M5	20.0	0	0.22
GTIN ER32 JIS 6.00X4.50	ER32	6.00	4.50	M6	M6	20.0	0	0.22
GTIN ER32 JIS 6.20X5.00	ER32	6.20	5.00	M8	M8	20.0	0	0.22
GTIN ER32 JIS 7.00X5.50	ER32	7.00	5.50	M10	M10	20.0	0	0.21
GTIN ER32 JIS 8.50X6.50	ER32	8.50	6.50	M12	M12	20.0	0	0.20
GTIN ER32 JIS 10.50X8.00	ER32	10.50	8.00	M14	M14	20.0	0	0.20
GTIN ER32 JIS 12.50X10.00	ER32	12.50	10.00	M16	M16	20.0	0	0.20

- No coolant should be induced through the tapping collet as it will cause malfunction of the mechanism
- Compensates for machine feed and tap pitch variance
- Floating mechanism compensates for misalignment between tap and workpiece
- Hard start for rigid tapping
- When a rigid ER collet is assembled in an ER holder, the actual protruding length of the holder becomes shorter by 2.0 mm for ER20 and by 3.0 mm for ER25/ER32

(1) Torque key size • (1) Use 4 mm hex key for screw adjustment. • A cooling tube must be used with all coolant through HSK spindles (should be ordered separately)

Spare Parts

Designation	
GTIN ER-JIS (tapping)	GTIN ER32 NUT

ER, SC & SHRINK COLLETS

Shanks

HSK DIN 69893 Form A/E

CAMFIX DIN 26623-1

BT MAS-403

DIN 69871

ISO A.N.S.I B5.18-DIN 2080

ST Straight Shank

MT Morse Taper

Collet Options

ER-SPR

ER-SEAL

ER-SEAL JET2

ER-SRK

GTIN ER32

ER-ODP

Standard ER Collet Type DIN 6499

Standard ER Collet

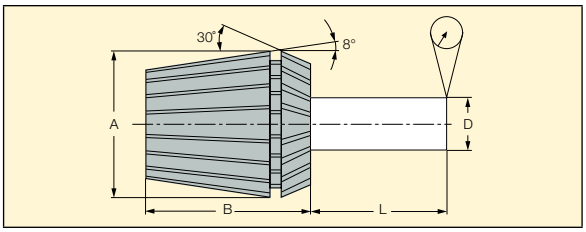

Basic Dimensions

Type	A	B
ER-11	11.5	18
ER-16	17	27
ER-20	21	31
ER-25	26	35
ER-32	33	40
ER-40	41	46
ER-50	52	60

Concentricity Tolerances

L mm	D mm	Standard Precision	AA Ultra Precision	DIN 6499
6	1.0-1.6	0.01	0.005	
10	1.6-3.0	0.01	0.005	0.015
16	3.0-6.0	0.01	0.005	0.015
25	6.0-10.0	0.01	0.005	0.015
40	10.0-18.0	0.01	0.005	0.020
50	18.0-26.0	0.01	0.005	0.020
60	26.0-34.0			0.025

ER - Coolit Sealed Collet

Two Types

Sealed Collet	Sealed Collet Jet
	
For straight shank cutting tools with internal coolant supply	With angular double nozzles. Coolant flow is direct to the cutting edge - for use with standard straight shank cutting tools (without coolant hole)

Standard Shank for Use in Sealed Collets

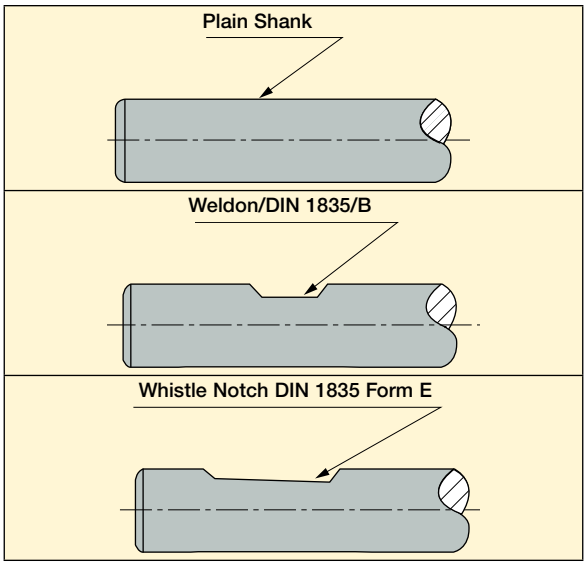

Note: The front end of the sealed collet should be located beyond the Weldon or the whistle notch.

Correct	Wrong
✔	✗
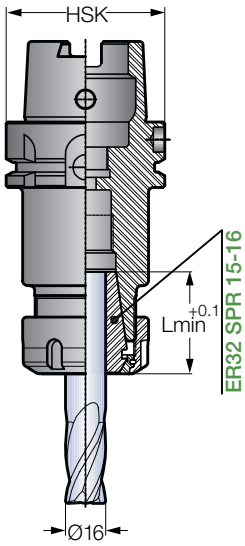	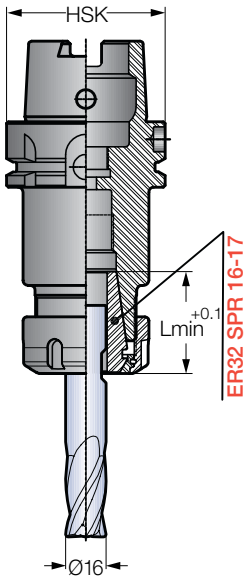

ER - Top Clamping Nut for DIN 6499 Collets

Description

Friction bearing **ER** nut is a nut with a unique two-piece exclusive friction mechanism, combining radial and angular self-centering movements.

Features

- Unique two-piece friction bearing
- Radial and angular float for better concentricity
- Powerful gripping force, 50-100% higher than the standard **ER** nut due to the friction bearing mechanism
- Balanced for higher spindle spin due to unique extractor teeth design
- Compact design - general dimensions and size range are the same as the standard nut
- Designed for use with sealed collets
  Always assemble the collet into the nut before mounting onto the collet chuck.

Insertion Procedure

1 Insert the collet at an angle, fitting the two extractor teeth which protrude **(A)** into the collet's groove **(B)**.
2 Place the two parts on a clean and horizontal work surface.
3 Press down with your thumb on the back end of the collet until it clicks into place **(C)**.

A	B	C
	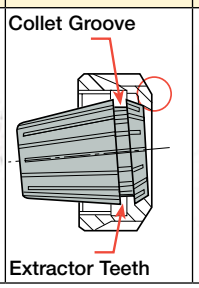	

Important: Never insert the collet parallel to the extractor ring. Doing this will chip or break the extractor's teeth. When unclamping the nut, the collet will self-release from the chuck by means of extractor teeth.

Extraction Procedure

1 Align the engraved diamond shape which is on the silver ring **(D)**, with any of the key slots **(E)** of the nut.
2 Place the nut with the collet facing down on a clean and horizontal work surface.
3 Insert a screwdriver vertically between the nut slots and the collet on the reverse side of the engraved diamond shape **(D)**.
4 Tilt the screwdriver outwards, while helping the extraction by pushing the collet's back end in the opposite direction **(F)**.

E, D	F
	

Nut type	Kgxm
ER-11	5
ER-11M	3
ER-16	7
ER-16M	4
ER-20	12
ER-20M	8
ER-25	20
ER-32	22
ER-40	25
ER-50	35

Note: For maximum performance, the clamping nut thread and collet taper must be cleaned and oiled before use.

⚠ Recommended Clamping Torque for Standard ER & ER-Top Clamping Nut

Important: This torque is calculated with the maximum diameter capacity per collet which should be gradually reduced when used with a smaller shank size.

ERCOLLET

ER-SPR

DIN 6499/ ISO 15488-B
ER Spring Collet with Super Finish Surface and Special Anti-Corrosion Protection

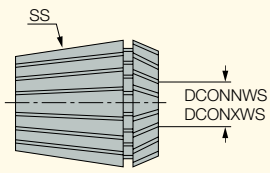

0.01

46-48 HRC

Designation	SS	DCONNWS(3)	DCONXWS(4)
ER11 SPR 0.5-1.0 (1)	ER11	0.50	1.00
ER11 SPR 1.0-1.5	ER11	1.00	1.50
ER11 SPR 1.5-2.0	ER11	1.50	2.00
ER11 SPR 2.0-2.5	ER11	2.00	2.50
ER11 SPR 2.5-3.0	ER11	2.50	3.00
ER11 SPR 3.0-3.5	ER11	3.00	3.50
ER11 SPR 3.5-4.0	ER11	3.50	4.00
ER11 SPR 4.0-4.5	ER11	4.00	4.50
ER11 SPR 4.5-5.0	ER11	4.50	5.00
ER11 SPR 5.0-5.5	ER11	5.00	5.50
ER11 SPR 5.5-6.0	ER11	5.50	6.00
ER11 SPR 6.0-6.5	ER11	6.00	6.50
ER11 SPR 6.5-7.0	ER11	6.50	7.00
ER16 SPR 0.5-1	ER16	0.50	1.00
ER16 SPR 1-1.5	ER16	1.00	1.50
ER16 SPR 1.5-2	ER16	1.50	2.00
ER16 SPR 2-3	ER16	2.00	3.00
ER16 SPR 3-4 (2)	ER16	3.20	4.00
ER16 SPR 4-5	ER16	4.00	5.00
ER16 SPR 5-6	ER16	5.00	6.00
ER16 SPR 6-7	ER16	6.00	7.00
ER16 SPR 7-8	ER16	7.00	8.00
ER16 SPR 8-9	ER16	8.00	9.00
ER16 SPR 9-10	ER16	9.00	10.00
ER20 SPR 1-2	ER20	1.00	2.00
ER20 SPR 1-1.5	ER20	1.00	1.50
ER20 SPR 1.5-2	ER20	1.50	2.00
ER20 SPR 2-3	ER20	2.00	3.00
ER20 SPR 3-4	ER20	3.00	4.00
ER20 SPR 4-5	ER20	4.00	5.00
ER20 SPR 5-6	ER20	5.00	6.00
ER20 SPR 6-7	ER20	6.00	7.00
ER20 SPR 7-8	ER20	7.00	8.00
ER20 SPR 8-9	ER20	8.00	9.00
ER20 SPR 9-10	ER20	9.00	10.00
ER20 SPR 10-11	ER20	10.00	11.00
ER20 SPR 11-12	ER20	11.00	12.00
ER20 SPR 12-13	ER20	12.00	13.00
ER25 SPR 1-1.5	ER25	1.00	1.50
ER25 SPR 1.5-2	ER25	1.50	2.00
ER25 SPR 2-3	ER25	2.00	3.00
ER25 SPR 3-4	ER25	3.00	4.00
ER25 SPR 4-5	ER25	4.00	5.00
ER25 SPR 5-6	ER25	5.00	6.00
ER25 SPR 6-7	ER25	6.00	7.00
ER25 SPR 7-8	ER25	7.00	8.00
ER25 SPR 8-9	ER25	8.00	9.00
ER25 SPR 9-10	ER25	9.00	10.00
ER25 SPR 10-11	ER25	10.00	11.00
ER25 SPR 11-12	ER25	11.00	12.00
ER25 SPR 12-13	ER25	12.00	13.00
ER25 SPR 13-14	ER25	13.00	14.00
ER25 SPR 14-15	ER25	14.00	15.00
ER25 SPR 15-16	ER25	15.00	16.00

(1) The existing ER11 Collets with 1 mm clamping range will be phased out.
(2) For shank diameter 3-3.1 use ER16 SPR 2-3
(3) Minimum diameter
(4) Maximum diameter

Designation	SS	DCONNWS(3)	DCONXWS(4)
ER32 SPR 2-3	ER32	2.00	3.00
ER32 SPR 3-4	ER32	3.00	4.00
ER32 SPR 4-5	ER32	4.00	5.00
ER32 SPR 5-6	ER32	5.00	6.00
ER32 SPR 6-7	ER32	6.00	7.00
ER32 SPR 7-8	ER32	7.00	8.00
ER32 SPR 8-9	ER32	8.00	9.00
ER32 SPR 9-10	ER32	9.00	10.00
ER32 SPR 10-11	ER32	10.00	11.00
ER32 SPR 11-12	ER32	11.00	12.00
ER32 SPR 12-13	ER32	12.00	13.00
ER32 SPR 13-14	ER32	13.00	14.00
ER32 SPR 14-15	ER32	14.00	15.00
ER32 SPR 15-16	ER32	15.00	16.00
ER32 SPR 16-17	ER32	16.00	17.00
ER32 SPR 17-18	ER32	17.00	18.00
ER32 SPR 18-19	ER32	18.00	19.00
ER32 SPR 19-20	ER32	19.00	20.00
ER40 SPR 3-4	ER40	3.00	4.00
ER40 SPR 4-5	ER40	4.00	5.00
ER40 SPR 5-6	ER40	5.00	6.00
ER40 SPR 6-7	ER40	6.00	7.00
ER40 SPR 7-8	ER40	7.00	8.00
ER40 SPR 8-9	ER40	8.00	9.00
ER40 SPR 9-10	ER40	9.00	10.00
ER40 SPR 10-11	ER40	10.00	11.00
ER40 SPR 11-12	ER40	11.00	12.00
ER40 SPR 12-13	ER40	12.00	13.00
ER40 SPR 13-14	ER40	13.00	14.00
ER40 SPR 14-15	ER40	14.00	15.00
ER40 SPR 15-16	ER40	15.00	16.00
ER40 SPR 16-17	ER40	16.00	17.00
ER40 SPR 17-18	ER40	17.00	18.00
ER40 SPR 18-19	ER40	18.00	19.00
ER40 SPR 19-20	ER40	19.00	20.00
ER40 SPR 20-21	ER40	20.00	21.00
ER40 SPR 21-22	ER40	21.00	22.00
ER40 SPR 22-23	ER40	22.00	23.00
ER40 SPR 23-24	ER40	23.00	24.00
ER40 SPR 24-25	ER40	24.00	25.00
ER40 SPR 25-26	ER40	25.00	26.00
ER50 SPR 10-12	ER50	10.00	12.00
ER50 SPR 12-14	ER50	12.00	14.00
ER50 SPR 14-16	ER50	14.00	16.00
ER50 SPR 16-18	ER50	16.00	18.00
ER50 SPR 18-20	ER50	18.00	20.00
ER50 SPR 20-22	ER50	20.00	22.00
ER50 SPR 22-24	ER50	22.00	24.00
ER50 SPR 24-26	ER50	24.00	26.00
ER50 SPR 26-28	ER50	26.00	28.00
ER50 SPR 28-30	ER50	28.00	30.00
ER50 SPR 30-32	ER50	30.00	32.00
ER50 SPR 32-34	ER50	32.00	34.00

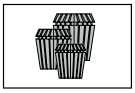

ERCOLLET

ER-SPR-AA

DIN 6499 'AA' Ultra Precise ER Spring Collets with Super Finish Surface and Special Anti-Corrosion Protection

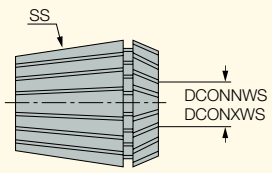

0.005

46-48 HRC

Designation	SS	DCONNWS(3)	DCONXWS(4)
ER11 SPR 0.5-1.0 AA	ER11	0.02	0.04
ER11 SPR 1.0-1.5 AA	ER11	0.04	0.06
ER11 SPR 1.5-2.0 AA	ER11	0.06	0.08
ER11 SPR 2.0-2.5 AA	ER11	0.08	0.10
ER11 SPR 2.5-3.0 AA	ER11	0.10	0.12
ER11 SPR 3.0-3.5 AA	ER11	0.12	0.14
ER11 SPR 3.5-4.0 AA	ER11	0.14	0.16
ER11 SPR 4.0-4.5 AA	ER11	0.16	0.18
ER11 SPR 4.5-5.0 AA	ER11	0.18	0.20
ER11 SPR 5.0-5.5 AA	ER11	0.20	0.22
ER11 SPR 5-6 AA (1)	ER11	0.20	0.24
ER11 SPR 5.5-6.0 AA	ER11	0.22	0.24
ER11 SPR 6.0-6.5 AA	ER11	0.24	0.26
ER11 SPR 6-7 AA (1)	ER11	0.24	0.28
ER11 SPR 6.5-7.0 AA	ER11	0.26	0.28
ER16 SPR 0.5-1 AA	ER16	0.02	0.04
ER16 SPR 1.5-2 AA	ER16	0.06	0.08
ER16 SPR 2-3 AA	ER16	0.08	0.12
ER16 SPR 3-4 AA (2)	ER16	0.12	0.16
ER16 SPR 4-5 AA	ER16	0.16	0.20
ER16 SPR 5-6 AA	ER16	0.20	0.24
ER16 SPR 6-7 AA	ER16	0.24	0.28
ER16 SPR 7-8 AA	ER16	0.28	0.31
ER16 SPR 8-9 AA	ER16	0.31	0.35
ER16 SPR 9-10 AA	ER16	0.35	0.39
ER20 SPR 1-2 AA	ER20	0.04	0.08
ER20 SPR 1.5-2 AA	ER20	0.06	0.08
ER20 SPR 2-3 AA	ER20	0.08	0.12
ER20 SPR 3-4 AA	ER20	0.12	0.16
ER20 SPR 4-5 AA	ER20	0.16	0.20
ER20 SPR 5-6 AA	ER20	0.20	0.24
ER20 SPR 6-7 AA	ER20	0.24	0.28
ER20 SPR 7-8 AA	ER20	0.28	0.31
ER20 SPR 8-9 AA	ER20	0.31	0.35
ER20 SPR 9-10 AA	ER20	0.35	0.39
ER20 SPR 10-11 AA	ER20	0.39	0.43
ER20 SPR 11-12 AA	ER20	0.43	0.47
ER20 SPR 12-13 AA	ER20	0.47	0.51
ER25 SPR 1-2 AA	ER25	0.04	0.08
ER25 SPR 1.5-2 AA	ER25	0.06	0.08
ER25 SPR 2-3 AA	ER25	0.08	0.12
ER25 SPR 3-4 AA	ER25	0.12	0.16
ER25 SPR 4-5 AA	ER25	0.16	0.20
ER25 SPR 5-6 AA	ER25	0.20	0.24
ER25 SPR 6-7 AA	ER25	0.24	0.28
ER25 SPR 7-8 AA	ER25	0.28	0.31
ER25 SPR 8-9 AA	ER25	0.31	0.35
ER25 SPR 9-10 AA	ER25	0.35	0.39

Designation	SS	DCONNWS(3)	DCONXWS(4)
ER25 SPR 10-11 AA	ER25	0.39	0.43
ER25 SPR 11-12 AA	ER25	0.43	0.47
ER25 SPR 12-13 AA	ER25	0.47	0.51
ER25 SPR 13-14 AA	ER25	0.51	0.55
ER25 SPR 14-15 AA	ER25	0.55	0.59
ER25 SPR 15-16 AA	ER25	0.59	0.63
ER32 SPR 2-3 AA	ER32	0.08	0.12
ER32 SPR 3-4 AA	ER32	0.12	0.16
ER32 SPR 4-5 AA	ER32	0.16	0.20
ER32 SPR 5-6 AA	ER32	0.20	0.24
ER32 SPR 6-7 AA	ER32	0.24	0.28
ER32 SPR 7-8 AA	ER32	0.28	0.31
ER32 SPR 8-9 AA	ER32	0.31	0.35
ER32 SPR 9-10 AA	ER32	0.35	0.39
ER32 SPR 10-11 AA	ER32	0.39	0.43
ER32 SPR 11-12 AA	ER32	0.43	0.47
ER32 SPR 12-13 AA	ER32	0.47	0.51
ER32 SPR 13-14 AA	ER32	0.51	0.55
ER32 SPR 14-15 AA	ER32	0.55	0.59
ER32 SPR 15-16 AA	ER32	0.59	0.63
ER32 SPR 16-17 AA	ER32	0.63	0.67
ER32 SPR 17-18 AA	ER32	0.67	0.71
ER32 SPR 18-19 AA	ER32	0.71	0.75
ER32 SPR 19-20 AA	ER32	0.75	0.79
ER40 SPR 3-4 AA	ER40	0.12	0.16
ER40 SPR 4-5 AA	ER40	0.16	0.20
ER40 SPR 5-6 AA	ER40	0.20	0.24
ER40 SPR 6-7 AA	ER40	0.24	0.28
ER40 SPR 7-8 AA	ER40	0.28	0.31
ER40 SPR 8-9 AA	ER40	0.31	0.35
ER40 SPR 9-10 AA	ER40	0.35	0.39
ER40 SPR 10-11 AA	ER40	0.39	0.43
ER40 SPR 11-12 AA	ER40	0.43	0.47
ER40 SPR 12-13 AA	ER40	0.47	0.51
ER40 SPR 13-14 AA	ER40	0.51	0.55
ER40 SPR 14-15 AA	ER40	0.55	0.59
ER40 SPR 15-16 AA	ER40	0.59	0.63
ER40 SPR 16-17 AA	ER40	0.63	0.67
ER40 SPR 17-18 AA	ER40	0.67	0.71
ER40 SPR 18-19 AA	ER40	0.71	0.75
ER40 SPR 19-20 AA	ER40	0.75	0.79
ER40 SPR 20-21 AA	ER40	0.79	0.83
ER40 SPR 21-22 AA	ER40	0.83	0.87
ER40 SPR 22-23 AA	ER40	0.87	0.91
ER40 SPR 23-24 AA	ER40	0.91	0.94
ER40 SPR 24-25 AA	ER40	0.94	0.98
ER40 SPR 25-26 AA	ER40	0.98	1.02

(1) For shank diameter 3-3.1 use ER16 SPR 2-3
(2) Minimum diameter
(3) Maximum diameter
(4) Maximum diameter

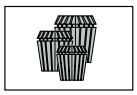

696

ERCOLLET

ER-SEAL-AA

DIN 6499/ ISO 15488-B ER
Sealed Single Diameter Collet
with Super Finish Surface and
Special Anti-Corrosion Protection

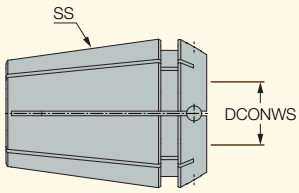

0.005

46-48 HRC

100 Bar Max

Designation	SS	DCONWS
ER11 SEAL 3 AA	ER11	3.00
ER11 SEAL 4 AA	ER11	4.00
ER11 SEAL 5 AA	ER11	5.00
ER11 SEAL 6 AA	ER11	6.00
ER16 SEAL 3 AA	ER16	3.00
ER16 SEAL 4 AA	ER16	4.00
ER16 SEAL 5 AA	ER16	5.00
ER16 SEAL 6 AA	ER16	6.00
ER16 SEAL 7 AA	ER16	7.00
ER16 SEAL 8 AA	ER16	8.00
ER16 SEAL 9 AA	ER16	9.00
ER16 SEAL 10 AA	ER16	10.00
ER20 SEAL 3 AA	ER20	3.00
ER20 SEAL 4 AA	ER20	4.00
ER20 SEAL 5 AA	ER20	5.00
ER20 SEAL 6 AA	ER20	6.00
ER20 SEAL 7 AA	ER20	7.00
ER20 SEAL 8 AA	ER20	8.00
ER20 SEAL 9 AA	ER20	9.00
ER20 SEAL 10 AA	ER20	10.00
ER20 SEAL 11 AA	ER20	11.00
ER20 SEAL 12 AA	ER20	12.00
ER25 SEAL 3 AA	ER25	3.00
ER25 SEAL 4 AA	ER25	4.00
ER25 SEAL 5 AA	ER25	5.00
ER25 SEAL 6 AA	ER25	6.00
ER25 SEAL 7 AA	ER25	7.00
ER25 SEAL 8 AA	ER25	8.00
ER25 SEAL 9 AA	ER25	9.00
ER25 SEAL 10 AA	ER25	10.00
ER25 SEAL 11 AA	ER25	11.00
ER25 SEAL 12 AA	ER25	12.00
ER25 SEAL 13 AA	ER25	13.00
ER25 SEAL 14 AA	ER25	14.00
ER25 SEAL 15 AA	ER25	15.00
ER25 SEAL 16 AA	ER25	16.00
ER32 SEAL 3 AA	ER32	3.00
ER32 SEAL 4 AA	ER32	4.00
ER32 SEAL 5 AA	ER32	5.00
ER32 SEAL 6 AA	ER32	6.00
ER32 SEAL 7 AA	ER32	7.00
ER32 SEAL 8 AA	ER32	8.00
ER32 SEAL 9 AA	ER32	9.00
ER32 SEAL 10 AA	ER32	10.00
ER32 SEAL 11 AA	ER32	11.00
ER32 SEAL 12 AA	ER32	12.00
ER32 SEAL 13 AA	ER32	13.00
ER32 SEAL 14 AA	ER32	14.00
ER32 SEAL 15 AA	ER32	15.00
ER32 SEAL 16 AA	ER32	16.00
ER32 SEAL 17 AA	ER32	17.00
ER32 SEAL 18 AA	ER32	18.00
ER32 SEAL 19 AA	ER32	19.00
ER32 SEAL 20 AA	ER32	20.00
ER40 SEAL 6 AA	ER40	6.00
ER40 SEAL 8 AA	ER40	8.00
ER40 SEAL 10 AA	ER40	10.00
ER40 SEAL 12 AA	ER40	12.00
ER40 SEAL 14 AA	ER40	14.00
ER40 SEAL 16 AA	ER40	16.00
ER40 SEAL 18 AA	ER40	18.00
ER40 SEAL 20 AA	ER40	20.00
ER40 SEAL 22 AA	ER40	22.00
ER40 SEAL 25 AA	ER40	25.00

- Recommended for improved runout and clamping torque.

ERCOLLET

ER-SEAL-AA-JET
DIN 6499/ ISO 15488-B ER
Sealed Single Diameter Collet with
Special Anti-Corrosion Protection
Featuring 4 Cooling Jets

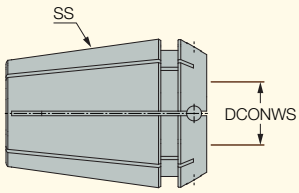

0.005

46-48 HRC

100 Bar Max

Designation	SS	DCONWS
ER16 SEAL 3 AA JET	ER16	3.00
ER16 SEAL 4 AA JET	ER16	4.00
ER16 SEAL 5 AA JET	ER16	5.00
ER16 SEAL 6 AA JET	ER16	6.00
ER16 SEAL 7 AA JET	ER16	7.00
ER16 SEAL 8 AA JET	ER16	8.00
ER16 SEAL 9 AA JET	ER16	9.00
ER16 SEAL 10 AA JET	ER16	10.00
ER20 SEAL 3 AA JET	ER20	3.00
ER20 SEAL 4 AA JET	ER20	4.00
ER20 SEAL 5 AA JET	ER20	5.00
ER20 SEAL 6 AA JET	ER20	6.00
ER20 SEAL 7 AA JET	ER20	7.00
ER20 SEAL 8 AA JET	ER20	8.00
ER20 SEAL 9 AA JET	ER20	9.00
ER20 SEAL 10 AA JET	ER20	10.00
ER20 SEAL 11 AA JET	ER20	11.00
ER20 SEAL 12 AA JET	ER20	12.00
ER25 SEAL 4 AA JET	ER25	4.00
ER25 SEAL 5 AA JET	ER25	5.00
ER25 SEAL 6 AA JET	ER25	6.00
ER25 SEAL 7 AA JET	ER25	7.00
ER25 SEAL 8 AA JET	ER25	8.00
ER25 SEAL 9 AA JET	ER25	9.00
ER25 SEAL 10 AA JET	ER25	10.00
ER25 SEAL 11 AA JET	ER25	11.00
ER25 SEAL 12 AA JET	ER25	12.00
ER25 SEAL 13 AA JET	ER25	13.00
ER25 SEAL 14 AA JET	ER25	14.00
ER25 SEAL 15 AA JET	ER25	15.00
ER25 SEAL 16 AA JET	ER25	16.00
ER32 SEAL 4 AA JET	ER32	4.00
ER32 SEAL 5 AA JET	ER32	5.00
ER32 SEAL 6 AA JET	ER32	6.00
ER32 SEAL 7 AA JET	ER32	7.00
ER32 SEAL 8 AA JET	ER32	8.00
ER32 SEAL 9 AA JET	ER32	9.00
ER32 SEAL 10 AA JET	ER32	10.00
ER32 SEAL 11 AA JET	ER32	11.00
ER32 SEAL 12 AA JET	ER32	12.00
ER32 SEAL 13 AA JET	ER32	13.00
ER32 SEAL 14 AA JET	ER32	14.00
ER32 SEAL 15 AA JET	ER32	15.00
ER32 SEAL 16 AA JET	ER32	16.00
ER32 SEAL 17 AA JET	ER32	17.00
ER32 SEAL 18 AA JET	ER32	18.00
ER32 SEAL 19 AA JET	ER32	19.00
ER32 SEAL 20 AA JET	ER32	20.00
ER40 SEAL 6 AA JET	ER40	6.00
ER40 SEAL 8 AA JET	ER40	8.00
ER40 SEAL 10 AA JET	ER40	10.00
ER40 SEAL 12 AA JET	ER40	12.00
ER40 SEAL 14 AA JET	ER40	14.00
ER40 SEAL 16 AA JET	ER40	16.00
ER40 SEAL 18 AA JET	ER40	18.00
ER40 SEAL 20 AA JET	ER40	20.00
ER40 SEAL 22 AA JET	ER40	22.00
ER40 SEAL 25 AA JET	ER40	25.00

Correct	Wrong
✔	✗

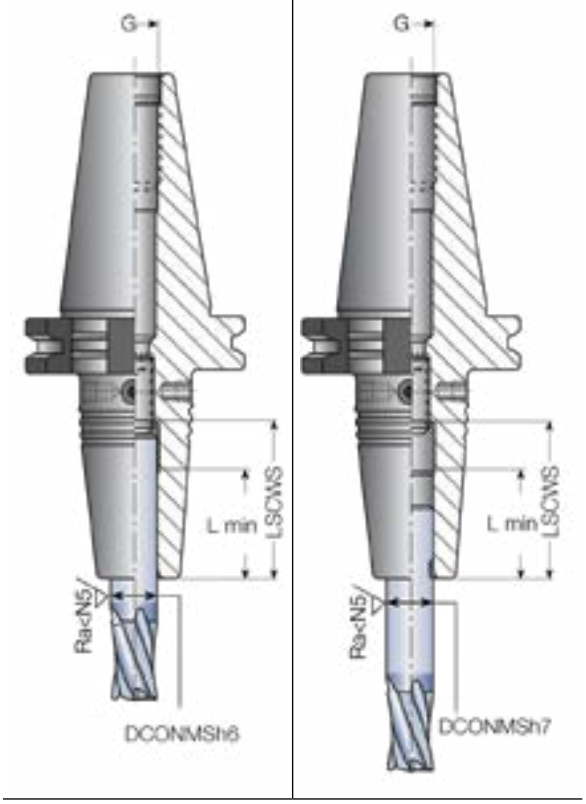

1 Do not use Weldon type shanks.
2 Insert shank at least Lmin into the chuck.
3 In order to maintain a firm grip, shank's surface finish should have a roughness of at least N5.

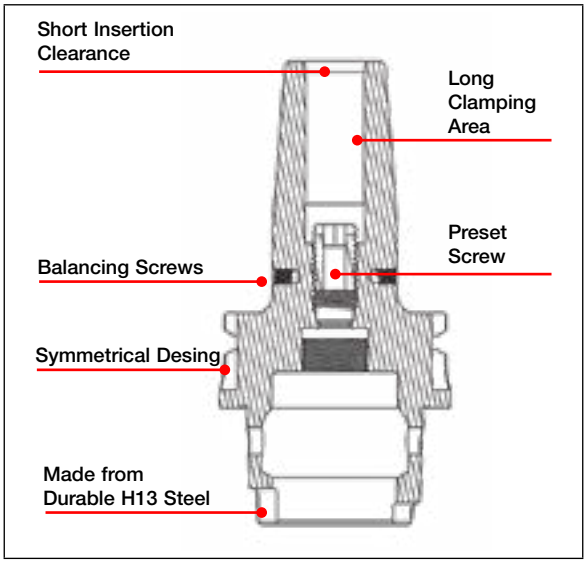

Thermal Shrink ER... SRK Chucking System

Standard ER Collet Chuck

DIN 69871 30, 40, 50

HSK 40, 50, 63, 100

BT 30, 40, 50

CAMFIX C4-C8

DIN 2080 30, 40, 50

SHORTIN DIN69871 40, 50
BT 40, 50 HSK 63, 100

SHRINKIN ER SRK Collet Compatible with Standard ER Collets DIN 6499

ER20

ER25

ER32

HSK E SRK 32-40-50-63

BT40-SRK DIN69871-40 SRK

Thermal Shrink Chucking Systems

SHRINKIN thermal shrinking collets are an enhancement to the existing popular collet system. The **SHRINKIN** collets utilize the thermal expansion and shrink phenomenon for rigid clamping of steel, HSS and solid carbide tools. **SHRINKIN** collets provide high torque, precision runout and excellent repeatability.
The **SHRINKIN** collets with their slim design and various projection lengths allow the user to reach deep cavities and perform narrow milling applications.
ISCAR offers a complete system for the **SHRINKIN** collets with integral ER or other standard, integral tapered shanks.

The conventional, thermal shrink chucking unit can be used only for solid carbide tools, clamped into SRK ER collets. The induction thermal unit can be used for steel, HSS and solid carbide tools. It can be used for both SRK and SRKIN collets with ER or other integral tapered shanks.

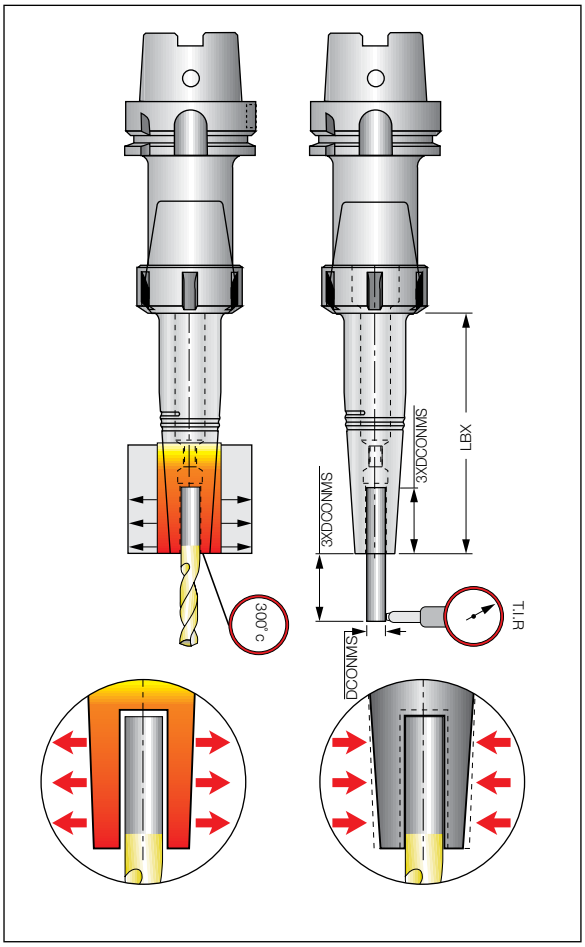

Features

- Slim design with various projections
- Flexible - fits into standard ER chucks
- High torque transfer
- Rigid clamping of carbide tools
- Low runout
- Perfect repeatability
- Vibration damping
- Internal coolant
- Coolant Jet2 available
- Symmetrical design for high speed machining
- Quick and easy tool changing

LBX (mm)	Max T.I.R.
35	7µm
60	9µm
85	10µm

ERCOLLET
SHRINKIN

ER-SRK
Thermal Shrink Chucks with an Integral ER Collet

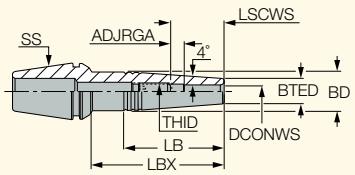

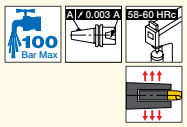

Designation	SS	DCONWS	LBX	LB	ADJRGA	LSCWS	BD	BTED	THID	Key(1)	kg		
ER20 SRK 3X35	ER20	3.00	35.0	24.50	6.00	16.0	13.50	10.00	M6	3.00	0.07	SR M6X10 DIN916
ER20 SRK 3X60	ER20	3.00	60.0	24.50	6.00	16.0	13.50	10.00	M6	3.00	0.09	SR M6X10 DIN916
ER20 SRK 4X35	ER20	4.00	35.0	24.50	6.00	18.0	13.50	10.00	M6	3.00	0.07	SR M6X10 DIN916
ER20 SRK 4X60	ER20	4.00	60.0	24.50	6.00	18.0	13.50	10.00	M6	3.00	0.10	SR M6X10 DIN916
ER20 SRK 5X35	ER20	5.00	35.0	24.50	6.00	21.0	13.50	10.00	M6	3.00	0.07	SR M6X10 DIN916
ER20 SRK 5X60	ER20	5.00	60.0	24.50	6.00	21.0	13.50	10.00	M6	3.00	0.10	SR M6X10 DIN916
ER20 SRK 6X35	ER20	6.00	35.0	25.50	6.00	24.0	13.50	11.00	M8	4.00	0.07	SR M8X12 DIN916
ER20 SRK 6X60	ER20	6.00	60.0	29.50	6.00	24.0	13.50	11.00	M8	4.00	0.09	SR M8X12 DIN916
ER25 SRK 3X35	ER25	3.00	35.0	24.50	6.00	16.0	13.50	10.00	M6	3.00	0.10	SR M6X10 DIN916
ER25 SRK 3X60	ER25	3.00	60.0	44.50	6.00	16.0	16.30	10.00	M6	3.00	0.13	SR M6X10 DIN916
ER25 SRK 4X35	ER25	4.00	35.0	24.50	6.00	18.0	13.50	10.00	M6	3.00	0.10	SR M6X10 DIN916
ER25 SRK 4X60	ER25	4.00	60.0	44.50	6.00	18.0	16.30	10.00	M6	3.00	0.15	SR M6X10 DIN916
ER25 SRK 5X35	ER25	5.00	35.0	24.50	6.00	21.0	13.50	10.00	M6	3.00	0.10	SR M6X10 DIN916
ER25 SRK 5X60	ER25	5.00	60.0	44.50	6.00	21.0	16.30	10.00	M6	3.00	0.14	SR M6X10 DIN916
ER25 SRK 6X35	ER25	6.00	35.0	26.00	6.00	24.0	14.70	11.00	M8	4.00	0.10	SR M8X12 DIN916
ER25 SRK 6X60	ER25	6.00	60.0	44.50	6.00	24.0	17.30	11.00	M8	4.00	0.14	SR M8X12 DIN916
ER25 SRK 8X35	ER25	8.00	35.0	26.50	5.00	30.0	17.80	14.00	M10	5.00	0.12	SR M10X10 DIN913
ER25 SRK 8X60	ER25	8.00	60.0	39.50	6.00	31.0	17.90	14.00	M10	5.00	0.15	SR M10X10 DIN913
ER32 SRK 3X35	ER32	3.00	35.0	22.50	6.00	16.0	13.50	10.00	M6	3.00	0.16	SR M6X10 DIN916
ER32 SRK 3X60	ER32	3.00	60.0	44.50	6.00	16.0	16.30	10.00	M6	3.00	0.20	SR M6X10 DIN916
ER32 SRK 3X85	ER32	3.00	85.0	70.00	6.00	16.0	19.80	10.00	M6	3.00	0.25	SR M6X10 DIN916
ER32 SRK 4X35	ER32	4.00	35.0	23.50	6.00	18.0	13.50	10.00	M6	3.00	0.17	SR M6X10 DIN916
ER32 SRK 4X60	ER32	4.00	60.0	44.50	6.00	18.0	16.30	10.00	M6	3.00	0.19	SR M6X10 DIN916
ER32 SRK 4X85	ER32	4.00	85.0	70.00	6.00	18.0	19.80	10.00	M6	3.00	0.24	SR M6X10 DIN916
ER32 SRK 5X35	ER32	5.00	35.0	24.50	6.00	21.0	13.50	10.00	M6	3.00	0.16	SR M6X10 DIN916
ER32 SRK 5X60	ER32	5.00	60.0	44.50	6.00	21.0	16.30	10.00	M6	3.00	0.20	SR M6X10 DIN916
ER32 SRK 5X85	ER32	5.00	85.0	70.00	6.00	21.0	19.80	10.00	M6	3.00	0.24	SR M6X10 DIN916
ER32 SRK 6X35	ER32	6.00	35.0	25.50	6.00	24.0	14.70	11.00	M8	4.00	0.16	SR M8X12 DIN916
ER32 SRK 6X60	ER32	6.00	60.0	45.00	6.00	24.0	17.30	11.00	M8	4.00	0.19	SR M8X12 DIN916
ER32 SRK 6X85	ER32	6.00	85.0	69.50	8.00	26.0	20.80	11.00	M8	4.00	0.26	SR M8X12 DIN916
ER32 SRK 8X35	ER32	8.00	35.0	33.00	6.00	31.0	18.95	14.00	M10	5.00	0.18	SR M10X10 DIN913
ER32 SRK 8X60	ER32	8.00	60.0	45.00	6.00	31.0	20.40	14.00	M10	5.00	0.21	SR M10X10 DIN913
ER32 SRK 8X85	ER32	8.00	85.0	65.00	6.00	31.0	23.20	14.00	M10	5.00	0.28	SR M10X10 DIN913
ER32 SRK 10X35	ER32	10.00	35.0	34.00	5.00	35.0	20.80	16.00	M12	6.00	0.18	SR M12X10 DIN913
ER32 SRK 10X60	ER32	10.00	60.0	44.50	6.00	36.0	22.40	16.00	M12	6.00	0.24	SR M12X10 DIN913
ER32 SRK 10X85	ER32	10.00	85.0	49.50	6.00	36.0	23.00	16.00	M12	6.00	0.29	SR M12X10 DIN913
ER32 SRK 12X35	ER32	12.00	35.0	28.00	-	32.0	24.00	20.00	-	-	0.21	
ER32 SRK 12X60	ER32	12.00	60.0	28.00	6.00	38.0	24.00	20.00	M14	6.00	0.27	SR M14X12 DIN913
ER32 SRK 12X85	ER32	12.00	85.0	28.00	6.00	38.0	24.00	20.00	M14	6.00	0.33	SR M14X12 DIN913

- For carbide tools only
- When a rigid ER collet is assembled in an ER holder, the actual protruding length of the holder becomes shorter by 2.0 mm for ER20 and by 3.0 mm for ER25/ER32
- For through tool coolant, preset screw must be removed

(1) Hex key size for the rear stopper screw

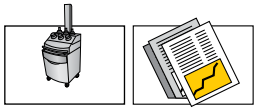

694-695 689-691

ERCOLLET
SHRINKIN

ER-SRK-JET2

Thermal Shrink Chuck with Two Internal Cooling Jets and an Integral ER Collet

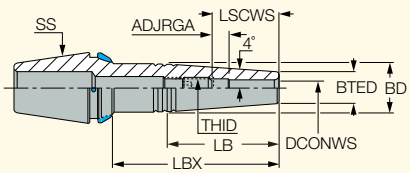

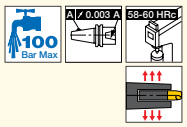

Designation	SS	DCONWS	LBX	LB	ADJRGA	LSCWS	BD	BTED	THID	Key(1)	kg	
ER20 SRK 3X35 JET2	ER20	3.00	35.0	24.50	6.00	16.0	13.50	10.00	M6	3.00	0.07	SR M6X10 DIN916
ER20 SRK 4X35 JET2	ER20	4.00	35.0	24.50	6.00	18.0	13.50	10.00	M6	3.00	0.07	
ER20 SRK 5X35 JET2	ER20	5.00	35.0	24.50	6.00	21.0	13.50	10.00	M6	3.00	0.09	
ER20 SRK 6X35 JET2	ER20	6.00	35.0	25.50	6.00	24.0	13.50	11.00	M8	4.00	0.07	SR M8X12 DIN916
ER25 SRK 3X35 JET2	ER25	3.00	35.0	24.50	6.00	16.0	13.50	10.00	M6	3.00	0.55	SR M6X10 DIN916
ER25 SRK 3X60 JET2	ER25	3.00	60.0	44.50	6.00	16.0	16.30	10.00	M6	3.00	0.16	SR M6X10 DIN916
ER25 SRK 4X35 JET2	ER25	4.00	35.0	24.50	6.00	18.0	13.50	10.00	M6	3.00	0.58	SR M6X10 DIN916
ER25 SRK 4X60 JET2	ER25	4.00	60.0	44.50	6.00	18.0	16.30	10.00	M6	3.00	0.16	
ER25 SRK 5X35 JET2	ER25	5.00	35.0	24.50	6.00	21.0	13.50	10.00	M6	3.00	0.10	
ER25 SRK 5X60 JET2	ER25	5.00	60.0	44.50	6.00	21.0	16.30	10.00	M6	3.00	0.15	SR M6X10 DIN916
ER25 SRK 6X35 JET2	ER25	6.00	35.0	26.00	6.00	24.0	14.70	11.00	M8	4.00	0.11	SR M8X12 DIN916
ER25 SRK 6X60 JET2	ER25	6.00	60.0	44.50	6.00	24.0	17.30	11.00	M8	4.00	0.16	SR M8X12 DIN916
ER25 SRK 8X35 JET2	ER25	8.00	35.0	26.50	5.00	30.0	17.80	14.00	M10	5.00	0.12	SR M10X10 DIN913
ER25 SRK 8X60 JET2	ER25	8.00	60.0	39.50	6.00	31.0	17.90	14.00	M10	5.00	0.15	SR M10X10 DIN913
ER32 SRK 3X35 JET2	ER32	3.00	35.0	22.50	6.00	16.0	13.50	10.00	M6	3.00	0.16	SR M6X10 DIN916
ER32 SRK 3X60 JET2	ER32	3.00	60.0	44.50	6.00	16.0	16.30	10.00	M6	3.00	0.19	SR M6X10 DIN916
ER32 SRK 3X85 JET2	ER32	3.00	85.0	70.00	6.00	16.0	19.80	10.00	M6	3.00	0.25	SR M6X10 DIN916
ER32 SRK 4X35 JET2	ER32	4.00	35.0	23.50	6.00	18.0	13.50	10.00	M6	3.00	0.16	SR M6X10 DIN916
ER32 SRK 4X60 JET2	ER32	4.00	60.0	44.50	6.00	18.0	16.30	10.00	M6	3.00	0.19	SR M6X10 DIN916
ER32 SRK 4X85 JET2	ER32	4.00	85.0	70.00	6.00	18.0	19.80	10.00	M6	3.00	0.22	SR M6X10 DIN916
ER32 SRK 5X35 JET2	ER32	5.00	35.0	24.50	6.00	21.0	13.50	10.00	M6	3.00	0.16	SR M6X10 DIN916
ER32 SRK 5X60 JET2	ER32	5.00	60.0	44.50	6.00	21.0	16.30	10.00	M6	3.00	0.19	SR M6X10 DIN916
ER32 SRK 5X85 JET2	ER32	5.00	85.0	70.00	6.00	21.0	19.80	10.00	M6	3.00	0.25	SR M6X10 DIN916
ER32 SRK 6X35 JET2	ER32	6.00	35.0	25.50	6.00	24.0	14.70	11.00	M8	4.00	0.15	SR M8X12 DIN916
ER32 SRK 6X60 JET2	ER32	6.00	60.0	45.00	6.00	24.0	17.30	11.00	M8	4.00	0.19	SR M8X12 DIN916
ER32 SRK 6X85 JET2	ER32	6.00	85.0	69.50	8.00	26.0	20.80	11.00	M8	4.00	0.23	SR M8X12 DIN916
ER32 SRK 8X35 JET2	ER32	8.00	35.0	33.00	6.00	31.0	18.80	14.00	M10	5.00	0.17	SR M10X10 DIN913
ER32 SRK 8X60 JET2	ER32	8.00	60.0	45.00	6.00	31.0	20.40	14.00	M10	5.00	0.22	SR M10X10 DIN913
ER32 SRK 8X85 JET2	ER32	8.00	85.0	65.00	6.00	31.0	23.20	14.00	M10	5.00	0.29	SR M10X10 DIN913
ER32 SRK 10X35 JET2	ER32	10.00	35.0	34.00	5.00	35.0	20.80	16.00	M12	6.00	0.20	SR M12X10 DIN913
ER32 SRK 10X60 JET2	ER32	10.00	60.0	44.50	6.00	36.0	22.40	16.00	M12	6.00	0.25	SR M12X10 DIN913
ER32 SRK 10X85 JET2	ER32	10.00	85.0	49.50	6.00	36.0	23.00	16.00	M12	6.00	0.30	SR M12X10 DIN913
ER32 SRK 12X35 JET2	ER32	12.00	35.0	28.00	0.00	-	24.00	20.00	-	-	0.21	
ER32 SRK 12X60 JET2	ER32	12.00	60.0	28.00	6.00	38.0	24.00	20.00	M14	6.00	0.29	SR M14X12 DIN913
ER32 SRK 12X85 JET2	ER32	12.00	85.0	28.00	6.00	38.0	24.00	20.00	M14	6.00	0.32	SR M14X12 DIN913

- For carbide tools only
- When a rigid ER collet is assembled in an ER holder, the actual protruding length of the holder becomes shorter by 2.0 mm for ER20 and by 3.0 mm for ER25/ER32
- For through tool coolant, preset screw must be removed

(1) Hex key size for the rear stopper screw



694-695

Induction Heating Unit

ER... SRK	Integral SRK	Integral SRKIN
		

- Easy and efficient to operate
- Quick tool change (5 sec.)
- Short cooling time (30-90 sec)
- Solid carbide range 3-32 mm
- H.S.S. cutter range 6-32 mm

Suitable for:

- Integral SRKIN tooling
- Integral heavy duty tooling
- Extensions
- ER..SRK... unique collets

Technical Specifications		
Clamping range	3-32 mm	Carbide tool shank
Clamping range	6-32 mm	HSS & steel shank
Main power supply	3 x 380-500V 50/60Hz	
Nominal power	13 kW	
Nominal current	16 AMP	
Cooling unit power supply	220V 50Hz	
Nominal power	0.5 kW	
Max. tool length	440 mm (from gauge line)	
Max. dia. clamping chuck	52 mm	
Effective induction field length	45 mm	
Expansion time	Approx. 5-12 seconds	
Cooling time	Approx. 30-90 seconds	
Weight	150 kg	
Overall dimensions	170 x 73 x 60 cm	

⚠ Can be used for carbide and HSS tools.

Induction Heating Unit

IND SHRINKIN UNIT EUR

Includes:
Induction unit
Cooling unit
Trolley
3 pcs. tool adapter[1]
Ind thermic gloves

Cooling Sleeves	Used for	
IND COOLING COLLET 6-8		
IND COOLING COLLET 10-12		
IND COOLING COLLET 14-16	SRKIN	
IND COOLING COLLET 18-20		
IND COOLING COLLET ER 3-5		
IND COOLING COLLET ER 6		
IND COOLING COLLET ER 8	SRK	
IND COOLING COLLET ER 10		
IND COOLING COLLET ER 12		
IND S DISC 3-5 13kW		
IND S DISC 6-12 13kW		
IND S DISC 14-16 13kW	SRKIN	
IND S DISC 18-20 13kW		
IND S DISC 25-32 13kW		

Optional Tool Adapter for HSK	
IND 32 TOOL ADAPTER	
IND 40 TOOL ADAPTER	
IND 50 TOOL ADAPTER[2]	
IND 63 TOOL ADAPTER[1]	
IND 80 TOOL ADAPTER	

[1] For taper #40
[2] For taper #30

Induction Main Unit

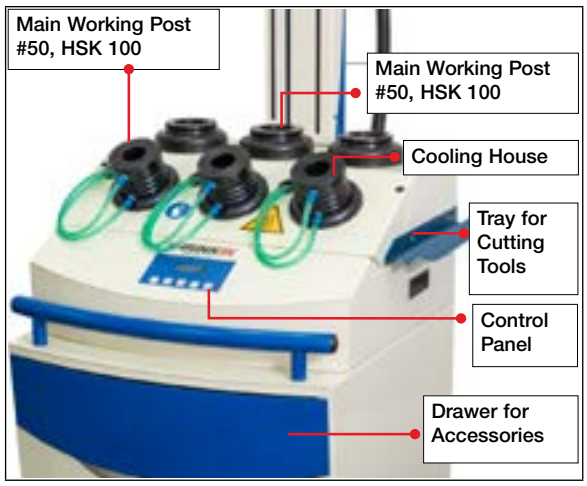

Accessories (included)

INDUCTION Starter Unit

The induction starter unit is an economical starter version of the **SHRINKIN** induction unit. It was designed to help the end-user purchase the modern shrink chucking technology in a low cost device.
The starter unit is actually a simplified and limited version of the complete inductive system that we offer today.

Designation:

4505585 IND SHRINK START UNIT EUR

⚠ Can be used for carbide and HSS tools.



ERCOLLET

SET ER-SPR

DIN 6499 ER Spring Collet Set with Super Finish Surface and Special Anti-Corrosion Protection

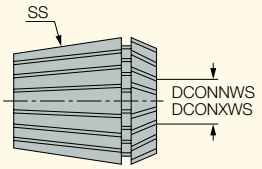

SETS 0.01 46-48 HRc

Designation	SS	Qty	DCONNWS(2)	DCONXWS(3)
SET ER11 SPR 13 (1)	ER11	13	0.5	7.0
SET ER16 SPR 10	ER16	10	0.5	10.0
SET ER20 SPR 12	ER20	12	1.0	13.0
SET ER25 SPR 15	ER25	15	1.0	16.0
SET ER32 SPR 18	ER32	18	2.0	20.0
SET ER40 SPR 23	ER40	23	3.0	26.0
SET ER50 SPR 12	ER50	12	10.0	34.0

(1) Clamping range 0.5 mm
(2) Minimum diameter
(3) Maximum diameter

ERCOLLET

SET ER-SPR-AA

Sets of DIN 6499 'AA' Ultra Precise ER Spring Collets with Super Finish Surface and Special Anti-Corrosion Protection

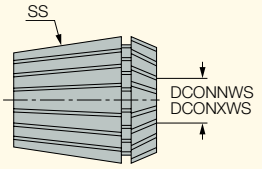

SETS 0.005 46-48 HRc

Designation	SS	Qty	DCONNWS(2)	DCONXWS(3)
SET ER11 SPR 13 AA (1)	ER11	13	0.5	7.0
SET ER16 SPR 10 AA	ER16	10	0.5	10.0
SET ER20 SPR 12 AA	ER20	12	1.0	13.0
SET ER25 SPR 15 AA	ER25	15	1.0	16.0
SET ER32 SPR 18 AA	ER32	18	2.0	20.0
SET ER40 SPR 23 AA	ER40	23	3.0	26.0

(1) Clamping range 0.5 mm
(2) Minimum diameter
(3) Maximum diameter

ERCOLLET

SET ER-SEAL-AA

DIN 6499/ ISO 15488-B ER Sealed Single Diameter Collet with Super Finish Surface and Special Anti-Corrosion Protection

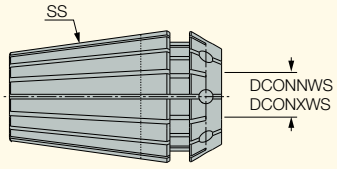

SETS 0.005 46-48 HRc 100 Bar Max

Designation	SS	Qty	DCONNWS(1)	DCONXWS(2)
SET ER16 SEAL 7 AA	ER16	7	4.00	10.00
SET ER20 SEAL 9 AA	ER20	9	4.00	12.00
SET ER25 SEAL 13 AA	ER25	13	4.00	16.00
SET ER32 SEAL 17 AA	ER32	17	4.00	20.00
SET ER40 SEAL 10 AA	ER40	10	6.00	25.00

(1) Minimum diameter
(2) Maximum diameter

ERCOLLET

SET ER-SEAL-AA-JET

DIN 6499/ ISO 15488-B ER Sealed Single Diameter Collet with Special Anti-Corrosion Protection Featuring 4 Cooling Jets

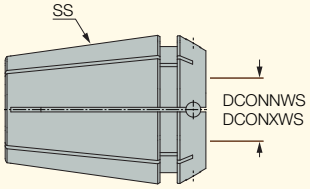

SETS 0.005 46-48 HRc 100 Bar Max

Designation	SS	Qty	DCONNWS(1)	DCONXWS(2)
SET ER16 SEAL 7 AA JET	ER16	7	4.00	10.00
SET ER20 SEAL 9 AA JET	ER20	9	4.00	12.00
SET ER25 SEAL 13 AA JET	ER25	13	4.00	16.00
SET ER32 SEAL 17 AA JET	ER32	17	4.00	20.00
SET ER40 SEAL 10 AA JET	ER40	10	6.00	25.00

(1) Minimum diameter
(2) Maximum diameter

MAXIN

Power Chuck

SC-SPR

SC Straight Collets for MAXIN Power Chucks

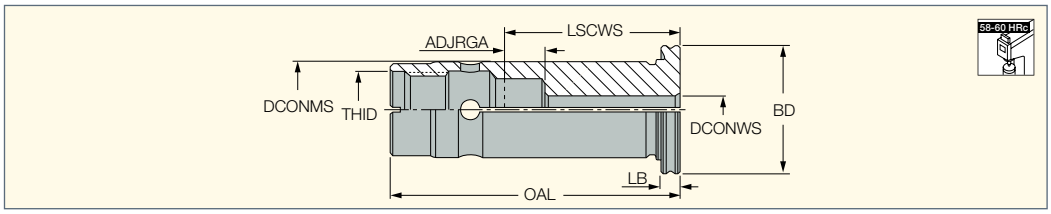

Designation	DCONMS	DCONWS	BD	LB	OAL	LSCWS	ADJRGA[1]	THID
SC 20 SPR 6	20.00	6.00	27.00	4.00	60.00	35.00	7.00	M16
SC 20 SPR 8	20.00	8.00	27.00	4.00	60.00	35.00	7.00	M16
SC 20 SPR 10	20.00	10.00	27.00	4.00	60.00	48.00	13.00	M16
SC 20 SPR 12	20.00	12.00	27.00	4.00	60.00	48.00	8.00	M16
SC 20 SPR 14	20.00	14.00	27.00	4.00	60.00	48.00	8.00	M16
SC 20 SPR 15	20.00	15.00	27.00	4.00	60.00	48.00	8.00	M16
SC 20 SPR 16	20.00	16.00	27.00	4.00	60.00	48.00	9.00	M16
SC 32 SPR 6	32.00	6.00	38.00	4.00	72.00	45.00	17.00	M24X1.5
SC 32 SPR 8	32.00	8.00	38.00	4.00	72.00	45.00	17.00	M24X1.5
SC 32 SPR 10	32.00	10.00	38.00	4.00	72.00	48.00	13.00	M24X1.5
SC 32 SPR 12	32.00	12.00	38.00	4.00	72.00	45.00	5.00	M24X1.5
SC 32 SPR 14	32.00	14.00	38.00	4.00	72.00	45.00	5.00	M24X1.5
SC 32 SPR 15	32.00	15.00	38.00	4.00	72.00	59.50	19.50	M24X1.5
SC 32 SPR 16	32.00	16.00	38.00	4.00	72.00	61.50	17.50	M24X1.5
SC 32 SPR 18	32.00	18.00	38.00	4.00	72.00	61.50	17.50	M24X1.5
SC 32 SPR 19	32.00	19.00	38.00	4.00	72.00	61.50	17.50	M24X1.5
SC 32 SPR 20	32.00	20.00	38.00	4.00	72.00	61.50	15.50	M24X1.5
SC 32 SPR 24	32.00	24.00	38.00	4.00	72.00	55.50	10.50	M24X1.5
SC 32 SPR 25	32.00	25.00	38.00	4.00	72.00	61.50	10.50	M24X1.5

[1] Preset range

MAXIN

Power Chuck

SC-SEAL

Sealed Collets for MAXIN Power Chucks

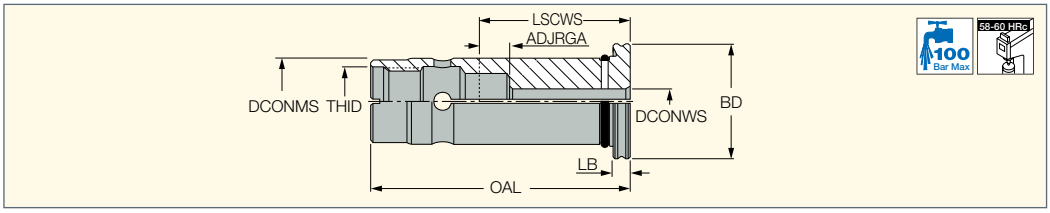

Designation	DCONMS	DCONWS	LB	BD	OAL	LSCWS	ADJRGA	THID
SC 20 SEAL 6	20.00	6.00	4.00	27.00	60.00	35.00	7.00	M16
SC 20 SEAL 8	20.00	8.00	4.00	27.00	60.00	35.00	7.00	M16
SC 20 SEAL 10	20.00	10.00	4.00	27.00	60.00	48.00	13.00	M16
SC 20 SEAL 12	20.00	12.00	4.00	27.00	60.00	48.00	8.00	M16
SC 20 SEAL 14	20.00	14.00	4.00	27.00	60.00	48.00	8.00	M16
SC 20 SEAL 15	20.00	15.00	4.00	27.00	60.00	48.00	8.00	M16
SC 20 SEAL 16	20.00	16.00	4.00	27.00	60.00	48.00	9.00	M16
SC 32 SEAL 6	32.00	6.00	4.00	38.00	72.00	45.00	17.00	M24X1.5
SC 32 SEAL 8	32.00	8.00	4.00	38.00	72.00	45.00	17.00	M24X1.5
SC 32 SEAL 10	32.00	10.00	4.00	38.00	72.00	48.00	13.00	M24X1.5
SC 32 SEAL 12	32.00	12.00	4.00	38.00	72.00	45.00	5.00	M24X1.5
SC 32 SEAL 14	32.00	14.00	4.00	38.00	72.00	45.00	5.00	M24X1.5
SC 32 SEAL 15	32.00	15.00	4.00	38.00	72.00	45.00	5.00	M24X1.5
SC 32 SEAL 16	32.00	16.00	4.00	38.00	72.00	61.50	17.50	M24X1.5
SC 32 SEAL 18	32.00	18.00	4.00	38.00	72.00	61.50	17.50	M24X1.5
SC 32 SEAL 19	32.00	19.00	4.00	38.00	72.00	61.50	17.50	M24X1.5
SC 32 SEAL 20	32.00	20.00	4.00	38.00	72.00	61.50	15.50	M24X1.5
SC 32 SEAL 24	32.00	24.00	4.00	38.00	72.00	61.50	15.50	M24X1.5
SC 32 SEAL 25	32.00	25.00	4.00	38.00	72.00	61.50	10.50	M24X1.5

HYDROFIT KITS & ACCESSORIES

HYDROFIT HOLDING LINE

Hydraulic Chuck

SC-HYDRO
Sealed Reduction Sleeves
for Hydraulic Chucks

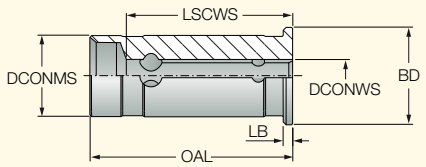

Designation	DCONMS	DCONWS	LSCWS	OAL	BD	LB
SC 12 S HYDRO 3	12.00	3.00	19.0	44.00	16.00	2.0
SC 12 S HYDRO 4	12.00	4.00	24.0	44.00	16.00	2.0
SC 12 S HYDRO 5	12.00	5.00	28.0	44.00	16.00	2.0
SC 12 S HYDRO 6	12.00	6.00	33.0	44.00	16.00	2.0
SC 12 S HYDRO 8	12.00	8.00	39.0	44.00	16.00	2.0
SC 20 S HYDRO 3	20.00	3.00	18.9	50.00	24.00	2.5
SC 20 S HYDRO 4	20.00	4.00	19.2	50.00	24.00	2.5
SC 20 S HYDRO 5	20.00	5.00	19.6	50.00	24.00	2.5
SC 20 S HYDRO 6	20.00	6.00	28.9	50.00	24.00	2.5
SC 20 S HYDRO 8	20.00	8.00	29.5	50.00	24.00	2.5
SC 20 S HYDRO 10	20.00	10.00	33.1	50.00	24.00	2.5
SC 20 S HYDRO 12	20.00	12.00	33.7	50.00	24.00	2.5
SC 20 S HYDRO 14	20.00	14.00	34.3	50.00	24.00	2.5
SC 20 S HYDRO 16	20.00	16.00	39.9	50.00	24.00	2.5
SC 25 S HYDRO 6	25.00	6.00	25.5	57.00	29.00	2.5
SC 25 S HYDRO 8	25.00	8.00	26.1	57.00	29.00	2.5
SC 25 S HYDRO 10	25.00	10.00	32.7	57.00	29.00	2.5
SC 25 S HYDRO 12	25.00	12.00	37.3	57.00	29.00	2.5
SC 25 S HYDRO 14	25.00	14.00	32.9	57.00	29.00	2.5
SC 25 S HYDRO 16	25.00	16.00	38.5	57.00	29.00	2.5
SC 25 S HYDRO 18	25.00	18.00	39.1	57.00	29.00	2.5
SC 25 S HYDRO 20	25.00	20.00	40.7	57.00	29.00	2.5
SC 32 S HYDRO 6	32.00	6.00	26.1	63.00	36.00	2.5
SC 32 S HYDRO 8	32.00	8.00	28.7	63.00	36.00	2.5
SC 32 S HYDRO 10	32.00	10.00	32.3	63.00	36.00	2.5
SC 32 S HYDRO 12	32.00	12.00	37.9	63.00	36.00	2.5
SC 32 S HYDRO 14	32.00	14.00	38.5	63.00	36.00	2.5
SC 32 S HYDRO 16	32.00	16.00	38.2	63.00	36.00	2.5
SC 32 S HYDRO 18	32.00	18.00	42.8	63.00	36.00	2.5
SC 32 S HYDRO 20	32.00	20.00	43.4	63.00	36.00	2.5
SC 32 S HYDRO 25	32.00	25.00	46.9	63.00	36.00	2.5

- Any cylindrical, Weldon shanks only 6-20 mm may be clamped in the sleeves

SPINJET COOLENT DRIVEN HSM SPINDLES

SPINJET – A unique, coolant-driven high speed compact spindle for small diameter tools.

The **SPINJET** spindles have been developed for use when high RPM is required for small diameter tools on limited RPM machines. The spindles are for semi-finish and finish machining applications such as milling, drilling, engraving, chamfering / deburring and fine radial grinding.

General View

Internal Structure

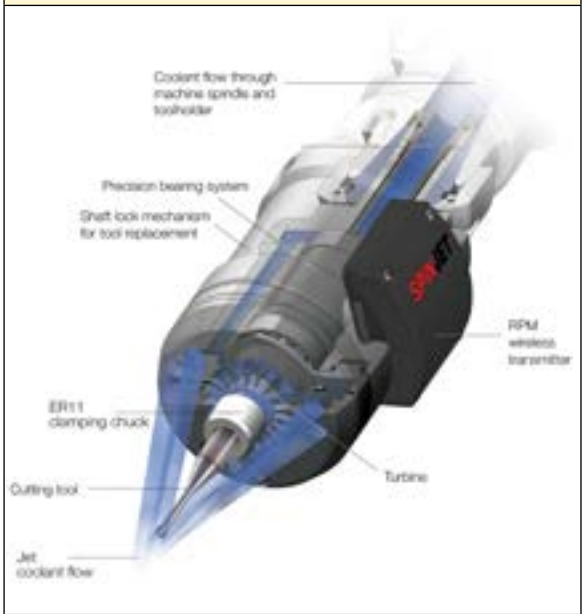

Advantages

- Reduced machining time - High table speed, thus faster machining due to high rotation speed
- High efficiency - Up to 65% increased productivity compared to machining with the original machine with low RPM spindle
- Energy saving - The machine spindle is idle while the **SPINJET** is in operation
- High precision - Excellent surface quality due to optimized machining conditions
- Plug & play – Easy installation on existing machines with no adaptation required
- Extended tool life – As a result of optimal cutting conditions and strong jet coolant flow

Features Direct wireless rotation speed display

SPINJET is equipped with an online speed display system, monitoring the actual cutting tool rotation speed during machining.

- 2.4 GHz radio frequency transmission
- Direct wireless rotational speed monitoring in a range of up to 10 meters
- Externally powered display enables reading all **SPINJET** systems being used on the machine

A New Solution for Cutting Tool Overhang

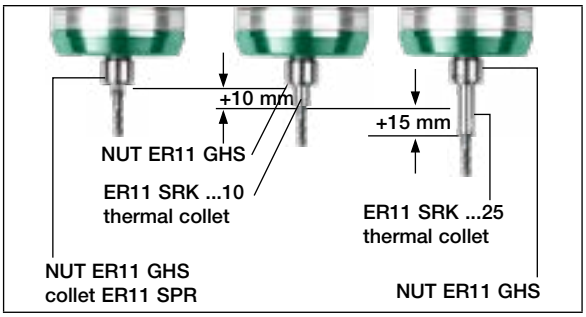

Built in ER32 Collet Chuck Featuring high precision and low runout, suitable for various standard toolholders with ER32 taper.

SPINJET-HPC ER32 LINE - Adaptation Options



Clamping type: ER11 collet size

Operating Data	Model: HPC	Model: SPINJET-GREEN LINE
Operating range of coolant pressure [bar]	15-70	20 - 40
Operating range of coolant flow rate [l/min]	10-22	10-20
Rotational spindle speed [rpm]*	20,000-45,000	35000- 55000
Optimum cutting tool diameter [mm]	Drilling: 0.5 - 3.0	Drilling: 0.5 - 4
	Milling: 1.0 - 4.0	Milling: 1 - 3.5
Maximum tool shank diameter [mm]	7	7

Table 1. – General operating parameters

SPINJET-HPC LINE Spindle Applications

Drilling	
Thread Milling	
Milling	
Engraving & Chamfering	
Grinding	

HSM Jet Spindle with mounting adaptation options (for illustration purposes only)

Spindle Case Contents	Display Case Contents
	
1 TJS Shaft Lock Key HPC 2 Wrench ERSMS 3 HW2.Hex (Allen) key	**For Europe:** 1 TJS TSD display EUR - wireless RPM display 2 TJS DISP. power supply EUR - AC/DC 5V **For USA/Japan:** 1 TJS TSD display - USA 2 TJS DISP. power supply - USA - AC/DC 5V



Shaft lock flat key and wrench

Spindle Case Contents	Display Case Contents
	
1 TJS Shaft Lock Key GJET 2 Wrench ERSMS 3 HW2.Hex (Allen) key	**For Europe:** 1 TJS TSD display EUR - wireless RPM display 2 TJS DISP. power supply EUR - AC/DC 5V **For USA/Japan:** 1 TJS TSD display - USA 2 TJS DISP. power supply - USA - AC/DC 5V



Shaft lock flat key and wrench

SPINJET

TJS-GJET-ER32

Coolant Driven High Speed Compact Spindles with ER32 Shanks

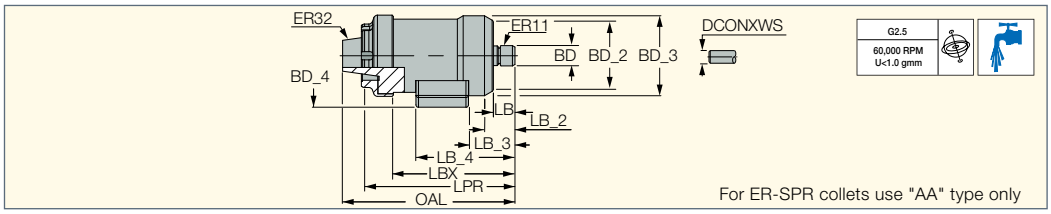

Designation	BD	BD_2	BD_3	BD_4	LB	LB_2	LB_3	LB_4	LBX	LPR	OAL	DCONXWS(1)	RPMN(2)	RPMX(3)	CDI(4)	kg
TJS GJET ER32	16.00	54.92	63.00	81.00	17.00	24.00	36.44	78.00	95.84	109.00	138.00	7.00	35000	55000	0	1.30

- Minimum coolant pressure 20 bar and flow rate 12 l/min • The spindle provides only external strong coolant jet around the tool
- Battery not supplied • For user guide, see pages 701-703

(1) Maximum tool shank diameter
(2) Minimum RPM
(3) Maximum RPM • (1) Use 4 mm hex key for screw adjustment. • A cooling tube must be used with all coolant through HSK spindles (should be ordered separately)

Spare Parts

Designation					
TJS-GJET-ER32	NUT ER11 GHS	WRENCH ER11 SMS	HW 2.0	TJS SHAFT LOCK KEY	TJS TSD DISPLAY*

* Optional, should be ordered separately

SPINJET BT MAS

TJS-GJET-BT

Coolant Driven High Speed Compact Spindles with BT Shanks

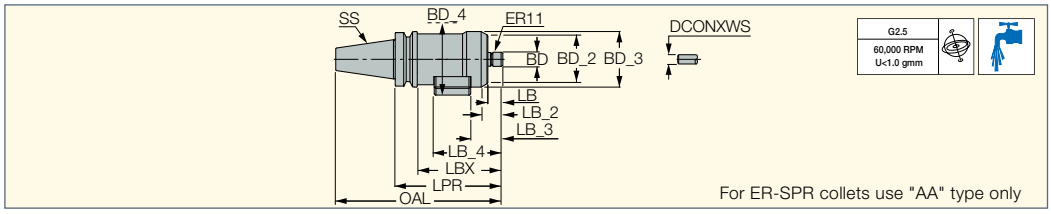

Designation	BD	BD_2	BD_3	BD_4	LB	LB_2	LB_3	LB_4	LBX	SS	LF	LPR	DCONXWS(1)	OAL	RPMN(2)	RPMX(3)	CDI(4)	kg
TJS GJET BT30	16.00	54.25	63.00	81.00	17.00	24.58	36.24	77.84	109.00	30	124.00	141.00	7.00	189.00	35000	55000	0	1.60
TJS GJET BT40	16.00	54.25	63.00	81.00	17.00	24.58	36.44	77.84	97.04	40	107.00	124.00	7.00	189.00	35000	55000	0	1.80

- Minimum coolant pressure 20 bar and flow rate 12 l/min • The spindle provides only external strong coolant jet around the tool
- Battery not supplied • For user guide, see pages 701-703

(1) Maximum tool shank diameter
(2) Minimum RPM
(3) Maximum RPM • (1) Use 4 mm hex key for screw adjustment. • A cooling tube must be used with all coolant through HSK spindles (should be ordered separately)

Spare Parts

Designation					
TJS-GJET-BT	NUT ER11 GHS	WRENCH ER11 SMS	HW 2.0	TJS SHAFT LOCK KEY	TJS TSD DISPLAY*

* Optional, should be ordered separately

SPINJET HSK

TJS-GJET-HSK A63

Coolant Driven High Speed Compact Spindles with HSK Shanks

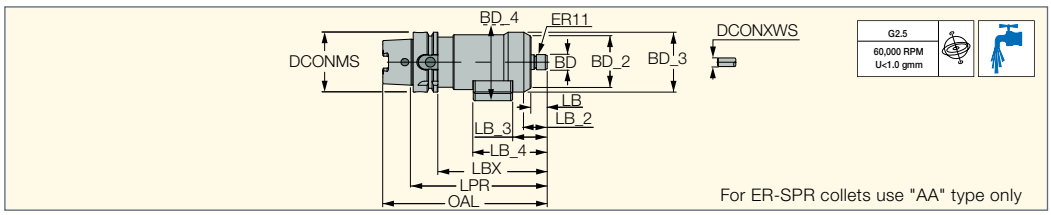

Designation	BD	BD_2	BD_3	BD_4	LB	LB_2	LB_3	LB_4	LBX	DCONMS	LPR	OAL	DCONXWS(1)	RPMN(2)	RPMX(3)	CDI(4)	kg
TJS GJET HSK A63	16.00	54.25	63.00	81.00	17.00	24.58	36.24	77.84	115.00	63.00	141.00	173.00	7.00	35000	55000	0	1.80

- Minimum coolant pressure 20 bar and flow rate 12 l/min • The spindle provides only external strong coolant jet around the tool
- Battery not supplied • For user guide, see pages 701-703

(1) Maximum tool shank diameter
(2) Minimum RPM
(3) Maximum RPM • (1) Use 4 mm hex key for screw adjustment. • A cooling tube must be used with all coolant through HSK spindles (should be ordered separately)

Spare Parts

Designation					
TJS-GJET-HSK A63	NUT ER11 GHS	WRENCH ER11 SMS	HW 2.0	TJS SHAFT LOCK KEY	TJS TSD DISPLAY*

* Optional, should be ordered separately

SPINJET CAMFIX

TJS-GJET-C#

Coolant Driven High Speed Compact Spindles with CAMFIX (ISO 26623-1) Shanks

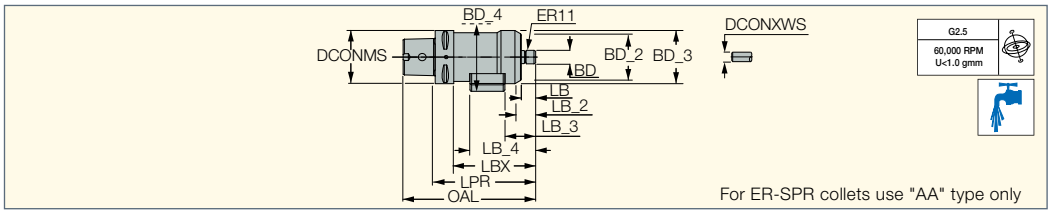

Designation	BD	BD_2	BD_3	BD_4	LB	LB_2	LB_3	LB_4	LBX	LPR	OAL	DCONXWS(1)	DCONMS	LF	CDI(2)	RPMN(3)	RPMX(4)	kg
TJS GJET C5	16.00	54.25	63.00	81.00	17.00	24.58	36.24	77.84	109.00	129.00	159.00	7.00	50.00	112.00	0	35000	55000	1.50
TJS GJET C6	16.00	54.25	63.00	81.00	17.00	24.54	36.20	77.80	97.00	119.00	157.00	7.00	63.00	102.00	0	35000	55000	1.60

- Minimum coolant pressure 20 bar and flow rate 12 l/min • The spindle provides only external strong coolant jet around the tool
- Battery not supplied • For user guide, see pages 701-703

(1) Maximum tool shank diameter

• (1) Use 4 mm hex key for screw adjustment. • A cooling tube must be used with all coolant through HSK spindles (should be ordered separately)(2) 1 - Hole for data chip, 0 - Without hole for data chip

(3) Minimum RPM

Spare Parts

Designation						
TJS GJET C5	TJS SHAFT LOCK KEY	TJS TSD DISPLAY*	NUT ER11 GHS	WRENCH ER11 SMS	HW 2.0	COOLING TUBE C5*
TJS GJET C6	TJS SHAFT LOCK KEY	TJS TSD DISPLAY*	NUT ER11 GHS	WRENCH ER11 SMS	HW 2.0	COOLING TUBE C6*

* Optional, should be ordered separately

SPINJET

TJS-GJET-ST

Coolant Driven High Speed Compact Spindles with Cylindrical Shanks

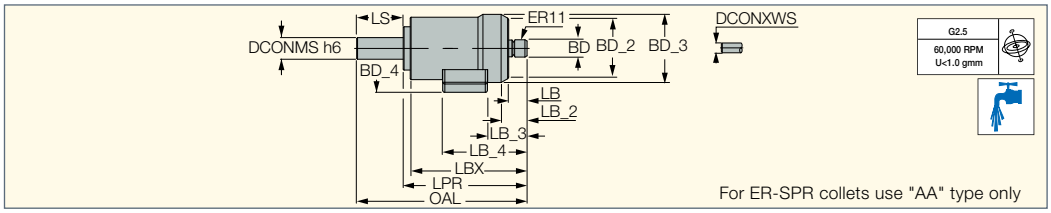

Designation	BD	BD_2	BD_3	BD_4	LB	LB_2	LB_3	LB_4	LBX	LPR	OAL	DCONXWS(1)	LS	RPMN(2)	RPMX(3)	CDI(4)	kg
TJS GJET ST20	16.00	54.92	63.00	81.00	17.00	24.00	36.44	78.00	108.00	115.00	158.00	7.00	43.0	35000	55000	0	1.20

- Minimum coolant pressure 20 bar and flow rate 12 l/min • The spindle provides only external strong coolant jet around the tool
- Battery not supplied • For user guide, see pages 701-703

(1) Maximum tool shank diameter

(2) Minimum RPM

(3) Maximum RPM • (1) Use 4 mm hex key for screw adjustment. • A cooling tube must be used with all coolant through HSK spindles (should be ordered separately)

Spare Parts

Designation					
TJS-GJET-ST	NUT ER11 GHS	WRENCH ER11 SMS	HW 2.0	TJS SHAFT LOCK KEY	TJS TSD DISPLAY*

* Optional, should be ordered separately

SPINJET DIN69871

TJS-GJET-DIN69871

Coolant Driven High Speed Compact Spindles with DIN69871 Shank

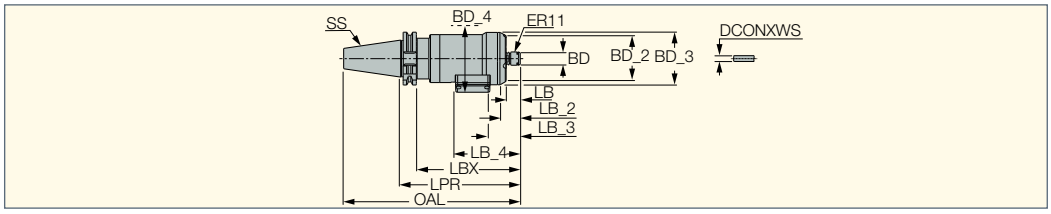

Designation	SS	BD	BD_2	BD_3	BD_4	LB	LB_2	LB_3	LB_4	LBX	LPR	OAL	DCONXWS(1)	RPMN(2)	RPMX(3)
TJS GJET DIN69871 30	30	16.00	54.69	63.00	81.00	17.00	24.20	36.24	77.84	125.00	144.00	192.00	7.00	35000	55000
TJS GJET DIN69871 40	40	16.00	54.69	63.00	81.00	17.00	24.20	36.24	77.84	125.00	144.00	212.54	7.00	35000	55000

- Minimum coolant pressure 20 bar and flow rate 12 l/min • The spindle provides only external strong coolant jet around the tool
- Battery not supplied • For user guide, see pages 701-703

(1) Maximum diameter

(2) Minimum RPM

(3) Maximum RPM

Spare Parts

Designation					
TJS-GJET-DIN69871	TJS SHAFT LOCK KEY	NUT ER11 GHS	WRENCH ER11 SMS	TJS TSD DISPLAY*	HW 2.0

* Optional, should be ordered separately

SPINJET

TJS HPC ER

High-Pressure Coolant Driven HSM Spindle with ER32 Shank for Small Diameter Cutting Tools

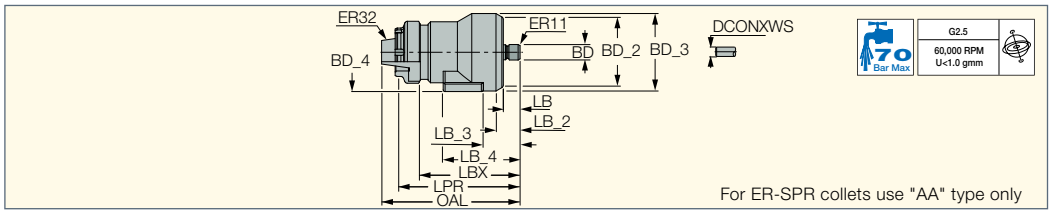

Designation	BD	BD_2	BD_3	BD_4	LB	LB_2	LB_3	LB_4	LBX	LPR	OAL	SS	DCONXWS(1)	RPMN(2)	RPMX(3)	CDI(4)	kg
TJS HPC ER32	16.00	71.25	80.00	81.00	17.31	24.89	37.81	79.41	103.00	114.21	143.00	ER32	7.00	25000	45000	0	1.70

- Coolant pressure 15-70 bar and flow rate 10-22 l/min • RPM range 20,000-45,000 RPM • The spindle provides only external strong coolant jet around the tool
- Battery not supplied • For user guide, see pages 701-703

(1) Maximum diameter
(2) Minimum RPM
(3) Maximum RPM
(4) 1 - Hole for data chip, 0 - Without hole for data chip

Spare Parts

Designation					
TJS HPC ER	TJS TSD DISPLAY*	NUT ER11 GHS	WRENCH ER11 SMS	HW 2.0	TJS SHAFT LOCK KEY

* Optional, should be ordered separately

SPINJET BT MAS

TJS HPC BT

High-Pressure Coolant Driven HSM Spindle with BT Shank for Small Diameter Cutting Tools

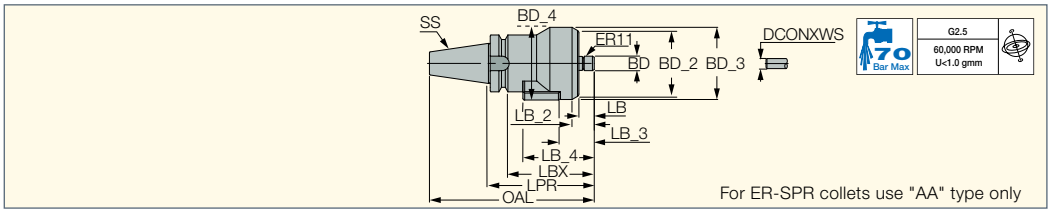

Designation	BD	BD_2	BD_3	BD_4	LB	LB_2	LB_3	LB_4	LBX	SS	LF	LPR	DCONXWS(1)	OAL	RPMN(2)	RPMX(3)	CDI(4)	kg
TJS HPC BT40	16.00	71.25	80.00	81.00	17.00	24.58	37.50	79.10	90.30	BT40	100.00	117.00	7.00	183.00	25000	45000	0	1.90

- Coolant pressure 15-70 bar and flow rate 10-22 l/min • RPM range 20,000-45,000 RPM • The spindle provides only external strong coolant jet around the tool
- Battery not supplied • For user guide, see pages 701-703

(1) Maximum diameter
(2) Minimum RPM
(3) Maximum RPM
(4) 1 - Hole for data chip, 0 - Without hole for data chip

Spare Parts

Designation					
TJS HPC BT	TJS TSD DISPLAY*	NUT ER11 GHS	WRENCH ER11 SMS	HW 2.0	TJS SHAFT LOCK KEY

* Optional, should be ordered separately

SPINJET HSK

TJS HPC HSK

High-Pressure Coolant Driven HSM Spindle with HSK Shank for Small Diameter Cutting Tools

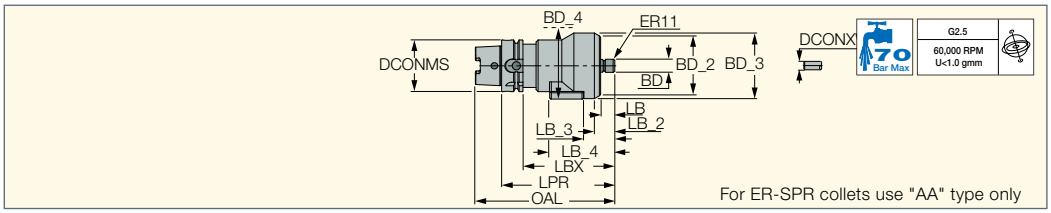

Designation	BD	BD_2	BD_3	BD_4	LB	LB_2	LB_3	LB_4	LBX	DCONMS	DCONXWS(1)	LF	LPR	OAL	RPMN(2)	RPMX(3)	CDI(4)	kg
TJS HPC HSK A63	16.00	71.30	80.00	81.00	17.30	24.90	37.80	79.40	112.00	63.00	7.00	121.00	138.00	170.00	25000	45000	0	2.00

- Coolant pressure 15-70 bar and flow rate 10-22 l/min • RPM range 20,000-45,000 RPM • The spindle provides only external strong coolant jet around the tool
- Battery not supplied • For user guide, see pages 701-703

(1) Maximum diameter
(2) Minimum RPM
(3) Maximum RPM
(4) 1 - Hole for data chip, 0 - Without hole for data chip

Spare Parts

Designation					
TJS HPC HSK	TJS TSD DISPLAY*	NUT ER11 GHS	WRENCH ER11 SMS	HW 2.0	TJS SHAFT LOCK KEY

* Optional, should be ordered separately

CAMFIX SPINJET

TJS HPC C#

High-Pressure Coolant Driven HSM Spindle with CAMFIX Shank for Small Diameter Cutting Tools

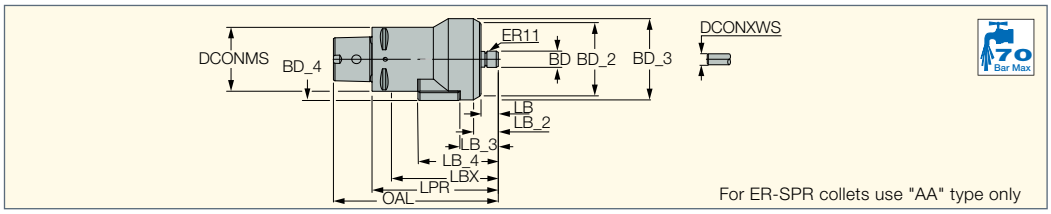

Designation	BD	BD_2	BD_3	BD_4	LB	LB_2	LB_3	LB_4	LBX	LPR	OAL	DCONMS	DCONXWS(1)	RPMN(2)	RPMX(3)	CDI(4)	kg
TJS HPC C6	16.00	71.25	80.00	81.00	17.00	24.58	37.50	79.10	114.30	124.30	159.00	63.00	7.00	25000	45000	0	2.00

- Coolant pressure 15-70 bar and flow rate 10-22 l/min • RPM range 20,000-45,000 RPM • The spindle provides only external strong coolant jet around the tool
- Battery not supplied • For user guide, see pages 701-703

(1) Maximum diameter
(2) Minimum RPM
(3) Maximum RPM
(4) 1 - Hole for data chip, 0 - Without hole for data chip

Spare Parts

Designation						
TJS HPC C#	NUT ER11 GHS	WRENCH ER11 SMS	TJS TSD DISPLAY*	HW 2.0	TJS SHAFT LOCK KEY	COOLING TUBE C6*

* Optional, should be ordered separately

Straight Shank SPINJET

TJS HPC ST

High-Pressure Coolant Driven HSM Spindle with Straight Shank for Small Diameter Cutting Tools

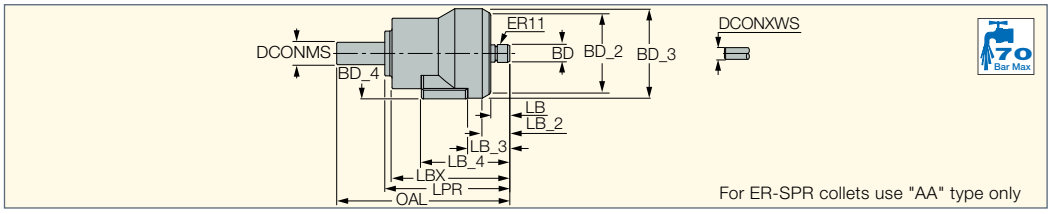

Designation	BD	BD_2	BD_3	BD_4	LB	LB_2	LB_3	LB_4	LBX	LPR	OAL	DCONMS	DCONXWS(1)	RPMN(2)	RPMX(3)	CDI(4)	kg
TJS HPC ST20	16.00	71.25	80.00	81.00	17.00	24.58	37.50	79.10	105.30	111.84	155.00	20.00	7.00	25000	45000	0	1.50

- Coolant pressure 15-70 bar and flow rate 10-22 l/min • RPM range 20,000-45,000 RPM • The spindle provides only external strong coolant jet around the tool
- Battery not supplied • For user guide, see pages 701-703

(1) Maximum diameter
(2) Minimum RPM
(3) Maximum RPM
(4) 1 - Hole for data chip, 0 - Without hole for data chip

Spare Parts

Designation					
TJS HPC ST	NUT ER11 GHS	WRENCH ER11 SMS	TJS TSD DISPLAY*	HW 2.0	TJS SHAFT LOCK KEY

* Optional, should be ordered separately

SPINJET

TJS TSD DISPLAY

RPM Speed Display for SPINJET High Speed Spindles

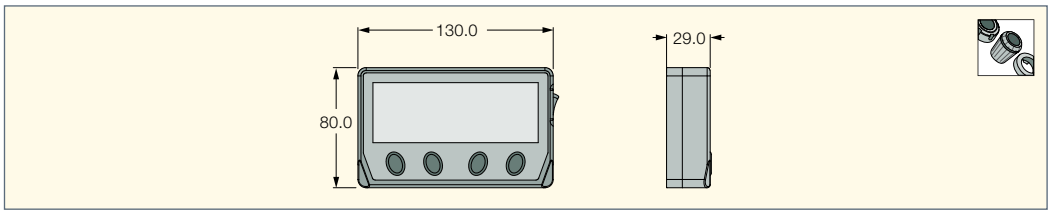

AUXILARY DEVICES

Accessories

TOOL CLAMP

Tool Clamp Fixture for
ISO, DIN 69871 and BT
MAS-403 Tool Shanks

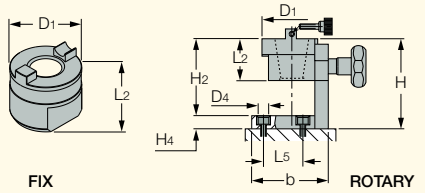

Designation	CSI	D1	L2	H	H2	H4	b	L5	D4
TOOL CLAMP 30 ROTARY	ROTARY	70.00	56.00	128.0	109.0	19.0	104.0	40.00	12.50
TOOL CLAMP 40 ROTARY	ROTARY	82.00	56.00	128.0	109.0	19.0	104.0	40.00	12.50
TOOL CLAMP 50 ROTARY	ROTARY	103.00	71.00	170.0	151.0	19.0	144.0	85.00	12.50
TOOL CLAMP 30 FIX	FIX	82.00	58.00	-	-	-	-	-	-
TOOL CLAMP 40 FIX	FIX	82.00	58.00	-	-	-	-	-	-
TOOL CLAMP 50 FIX	FIX	103.00	71.00	-	-	-	-	-	-

Accessories

MULTI-CLAMP HSK (A/C)

Multi-Clamp Rotary Fixture
for HSK Shanks

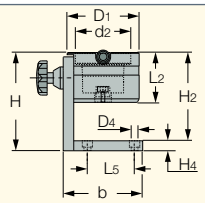

Designation	CSI	d2	D1	L2	H	H2	H4	b	L5	D4
MULTI CLAMP 50 A/C	HSK A/C50	50.00	82.00	72.00	142.0	123.0	19.0	104.0	40.00	12.50
MULTI CLAMP 63 A/C	HSK A/C63	63.00	95.00	72.00	142.0	123.0	19.0	104.0	40.00	12.50
MULTI CLAMP 100 A/C	HSK A/C100	100.00	130.00	90.00	178.0	159.0	19.0	144.0	85.00	12.50

Accessories

MULTI-CLAMP C#

Rotary Clamping Fixtures
for CAMFIX (ISO 26623-1)
Tapered Shank Toolholders

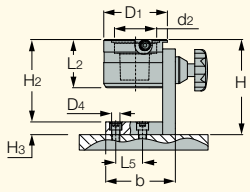

Designation	S. Std.	SS	d2	D1	L2	H	H2	H3	b	L5	D4
MULTI CLAMP C3	C3	32	32.00	70.00	64.00	128.0	109.0	19.0	104.0	40.00	12.50
MULTI CLAMP C4	C4	40	40.00	78.00	67.00	137.0	118.0	19.0	104.0	40.00	12.50
MULTI CLAMP C5	C5	50	50.00	82.00	72.00	142.0	123.0	19.0	104.0	40.00	12.50
MULTI CLAMP C6	C6	63	63.00	95.00	72.00	142.0	123.0	19.0	104.0	40.00	12.50
MULTI CLAMP C8	C8	80	80.00	130.00	90.00	178.0	159.0	19.0	104.0	85.00	12.50

Accessories

MULTI-CLAMP UNIVERSAL

Universal Rotary Clamping
Fixtures for a Variety of
Taper Shank Toolholders

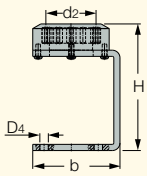

Designation	CSI	d2	H	b	D4
MULTI CLAMP 40 UNIVERSAL	40	40.00	161.0	112.0	11.00
MULTI CLAMP 50 UNIVERSAL	50	50.00	161.0	112.0	11.00
MULTI CLAMP 63 UNIVERSAL	63	63.00	164.0	113.0	11.00
MULTI CLAMP 80 UNIVERSAL	80	80.00	240.0	150.0	11.00
MULTI CLAMP 100 UNIVERSAL	100	100.00	240.0	150.0	11.00

Mounting table for standard tool holder taper types

Designation	HSK A/C/E/F	CAMFIX	BT	DIN69871	CAT	IM	DIN2080
MULTI CLAMP 40 UNIVERSA	HSK 40	C4				IM 40	
MULTI CLAMP 50 UNIVERSAL	HSK 50	C5		SK 30		IM 50	DIN2080 30
MULTI CLAMP 63 UNIVERSAL	HSK 63	C6	BT 40	SK 40	CAT 40	IM 63	DIN2080 40
MULTI CLAMP 80 UNIVERSAL	HSK 80	C8				IM 80	
MULTI CLAMP100 UNIVERSAL	HSK 100	C10	BT 50	SK 50	CAT 50		

Electrical Nut-Clamp Torque Control Device

- Ensures controlled (proper) clamping of cutting tools
- Maintains collet chuck accuracy
- Easy clamping and unclamping of cutting tools
- Handy set for various collet chuck sizes
- Main spindle taper #50
- Suitable for main shank standards #40, #50, **HSK** 63, **HSK** 100

Table Model

Specifications	
Euro Motor	1 phase 200/240V 50/60 HZ 1 HP
Weight	Table model - 85 kg. Trolley (optional) - 15 kg.

EASYLOCK Unit

Designation	Accessories	
	Standard	Optional
EASY LOCK T.C. EU	TP50 AD 40 EASY	EASY LOCK TROLLEY
	WRENCH ER16 EASY LOCK	TP40 AD 30 EASY
	WRENCH ER20 EASY LOCK	TP50 AD HSK 63 EASY
	WRENCH ER25 EASY LOCK	TP50 AD HSK 100 EASY
	WRENCH ER32 EASY LOCK	
	WRENCH ER40 EASY LOCK	WRENCH ER50 EASY LOCK
		WRENCH TG100 OPEN EASY
		WRENCH ROLLER 20/32

Power Clamping Unit for Collet Chucks

Safety precautions: never hold or touch the cutting tool, chuck or machine spindle during operation.



Note: Assemble the collet and cutting tool. By hand, place the nut onto the collet chuck.

1. Choose the correct wrench size. Mount it on the wrench holder.
2. Place the wrench on the collet chuck nut.
3. Ensure that main power switch is on and that the power supply cable is connected.
4. To clamp - Push and hold the "clamp" button until the bottom light goes off.
5. To unclamp - Push and hold the "unclamp" button until the collet chuck is totally open.
6. Power Lamp
7. Torque Selector NEW
8. Main switch
9. Mount the collet chuck into the unit spindle.

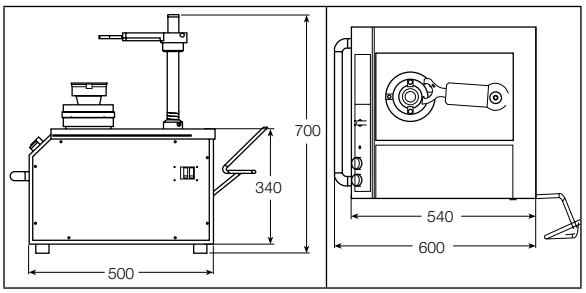

Trolley (optional)

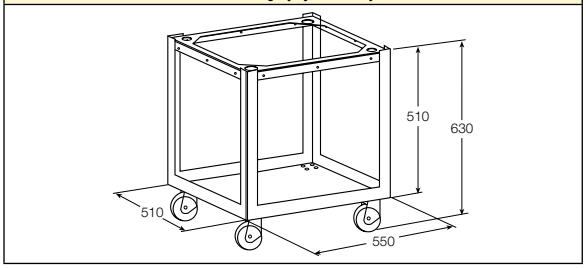

ACCESSORIES & SPARE PARTS

Accessories

PS BT-JIS (Pull Stud)

BT Pull Stud with JIS
6339 Retention Knob

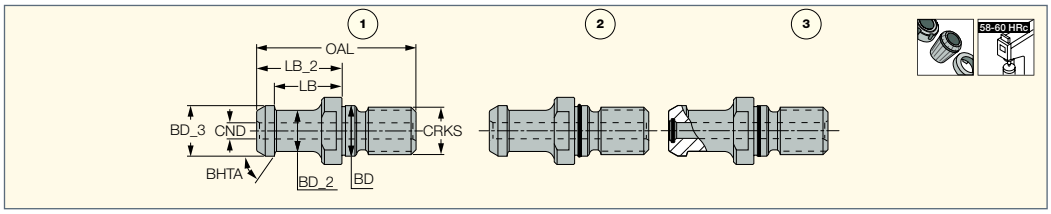

Designation	SS	CRKS	BD_3	BD_2	BD	CND	LB	OAL	LB_2	BHTA	Fig.	CSP(2)
PS BT30 15 M12 JISB	30	M12	12.00	8.00	12.50	4.0	18.40	43.0	23.40	75.0	1.	1
PS BT40 15 M16 JIS 4OB (1)	40	M16	19.00	14.00	17.00	4.0	23.00	54.0	29.00	75.0	2.	1
PS BT40 15 M16 JISB	40	M16	19.00	14.00	17.00	5.5	23.00	54.0	29.00	75.0	1.	1
PS BT40 15 M16 JISOB	40	M16	19.00	14.00	17.00	5.5	23.00	54.0	29.00	75.0	2.	1
PS BT40 15 M16 JISBO	40	M16	19.00	14.00	17.00	5.5	23.00	54.0	29.00	75.0	3.	1
PS BT50 15 M24 JIS B	50	M24	28.00	21.00	25.00	8.0	25.00	74.0	34.00	75.0	1.	1
PS BT50 15 M24 JIS OB	50	M24	28.00	21.00	25.00	8.0	25.00	74.0	34.00	75.0	2.	1

• Fig 1: With coolant holes only • Fig 2: With coolant holes and external O-ring • Fig 3: With coolant holes, external and internal O-rings

(1) 4 mm through hole for OKUMA machines

(2) 0 - Without coolant supply, 1 - With coolant supply

Accessories

PS BT-MAZAK (Pull Stud)

BT Pull Stud with ANSI Retention
Knob for MAZAK Machines

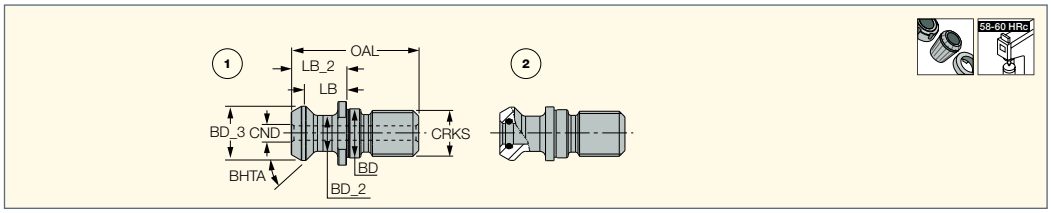

Designation	SS	CRKS	BD_3	BD_2	BD	CND	LB	OAL	LB_2	BHTA	Fig.	CSP(1)
PS BT40 45 M16 MAZAKB	40	M16	18.80	12.40	17.00	7.0	14.03	44.1	19.10	45.0	1	1
PS BT40 45 M16 MAZAKBO	40	M16	18.80	12.40	17.00	7.0	14.03	44.1	19.10	45.0	2	1
PS BT40 90 M16 MAZAK B	40	M16	15.00	10.00	17.00	-	22.60	54.6	29.60	90.0	1	0
PS BT50 45 M24 MAZAKB	50	M24	29.00	20.80	25.00	8.0	17.58	65.2	25.20	45.0	1	1

• Fig 1: With coolant hole only • Fig 2: With coolant hole and internal O-ring

(1) 0 - Without coolant supply, 1 - With coolant supply

Accessories

PS BT-MAS (Pull Stud)

BT Pull Stud with MAS
Retention Knob

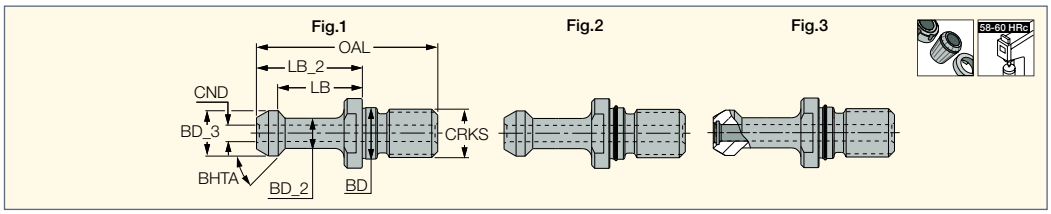

Designation	SS	CRKS	BD_3	BD_2	BD	CND	LB	OAL	LB_2	BHTA	Fig.	CSP(1)
PS BT30 45 M12 MAS1	30	M12	11.00	7.00	12.50	-	18.00	43.0	23.00	45.0	1.	0
PS BT30 45 M12 MAS1B	30	M12	11.00	7.00	12.50	3.0	18.00	43.0	23.00	45.0	1.	1
PS BT30 60 M12 MAS2	30	M12	11.00	7.00	12.50	-	18.00	43.0	23.00	60.0	1.	0
PS BT40 45 M16 MAS1	40	M16	15.00	10.00	17.00	-	28.00	60.0	35.00	45.0	1.	0
PS BT40 45 M16 MAS1B	40	M16	15.00	10.00	17.00	4.0	28.00	60.0	35.00	45.0	1.	1
PS BT40 60 M16 MAS2	40	M16	15.00	10.00	17.00	-	28.00	60.0	35.00	60.0	1.	0
PS BT40 60 M16 MAS2 B	40	M16	15.00	10.00	17.00	5.5	28.00	60.0	35.00	60.0	1.	1
PS BT40 90 M16 MAS3	40	M16	15.00	10.00	17.00	-	28.00	60.0	35.00	90.0	1.	0
PS BT40 90 M16 MAS3 B	40	M16	15.00	10.00	17.00	5.5	28.00	60.0	35.00	90.0	1.	1
PS BT50 45 M24 MAS1	50	M24	23.00	17.00	25.00	-	35.00	85.0	45.00	45.0	1.	0
PS BT50 45 M24 MAS1 B	50	M24	23.00	17.00	25.00	6.0	35.00	85.0	45.00	45.0	1.	1
PS BT50 45 M24 MAS1 OB	50	M24	23.00	17.00	25.00	6.0	35.00	85.0	45.00	45.0	2.	1
PS BT50 45 M24 MAS1 OBO	50	M24	23.00	17.00	25.00	6.0	35.00	85.0	45.00	45.0	3.	1
PS BT50 60 M24 MAS2	50	M24	23.00	17.00	25.00	-	35.00	85.0	45.00	60.0	1.	0
PS BT50 60 M24 MAS2 OB	50	M24	23.00	17.00	25.00	6.0	35.00	85.0	45.00	60.0	2.	1
PS BT50 60 M24 MAS2B	50	M24	23.00	17.00	25.00	6.0	35.00	85.0	45.00	60.0	1.	1
PS BT50 90 M24 MAS3	50	M24	23.00	17.00	25.00	-	35.00	85.0	45.00	90.0	1.	0
PS BT50 90 M24 MAS3 B	50	M24	23.00	17.00	25.00	6.0	35.00	85.0	45.00	90.0	1.	1
PS BT50 90 M24 MAS3 OB	50	M24	23.00	17.00	25.00	6.0	35.00	85.0	45.00	90.0	2.	1
PS BT50 90 M24 MAS3 OBO*	50	M24	23.00	17.00	25.00	8.0	35.00	85.0	45.00	90.0	3.	1

• Fig 1: With or without coolant holes (coolant holes only in items with a B suffix) • Fig 2: With coolant holes and external O-ring

• Fig 3: With coolant holes, external and internal O-rings

(1) 0 - Without coolant supply, 1 - With coolant supply

Accessories

PS SK-DIN (Pull Stud)

SK Pull Stud with DIN
69872 Retention Knob

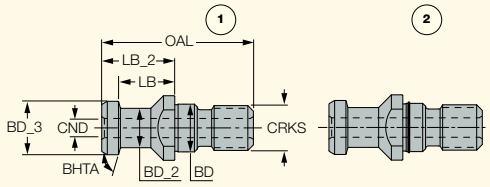

Designation	SS	CRKS	BD_3	BD_2	BD	CND	LB	OAL	LB_2	BHTA	Fig.	CSP(1)
PS SK30 15 M12 DIN	30	M12	13.00	9.00	13.00	-	19.00	44.0	24.00	75.0	1.	0
PS SK40 15 M16 DIN	40	M16	19.00	14.00	17.00	-	20.00	54.0	26.00	75.0	1.	0
PS SK40 15 M16 DIN O	40	M16	19.00	14.00	17.00	-	20.00	54.0	26.00	75.0	2.	0
PS SK40 15 M16 DIN OB	40	M16	19.00	14.00	17.00	7.0	20.00	54.0	26.00	75.0	2.	1
PS SK40 15 M16 DINB	40	M16	19.00	14.00	17.00	7.0	20.00	54.0	26.00	75.0	1.	1
PS SK50 15 M24 DIN	50	M24	28.00	21.00	25.00	-	25.00	74.0	34.00	75.0	1.	0
PS SK50 15 M24 DIN O	50	M24	28.00	21.00	25.00	-	25.00	74.0	34.00	75.0	2.	0
PS SK50 15 M24 DINB	50	M24	28.00	21.00	25.00	11.5	25.00	74.0	34.00	75.0	1.	1

• Coolant holes only in items with a B suffix • Fig 1: Without or with coolant holes • Fig 2: Without or with coolant holes and external O-ring

(1) 0 - Without coolant supply, 1 - With coolant supply

Accessories

PS CAT-ISO (Pull Stud)

CAT Pull Studs with ISO
Retention Knob

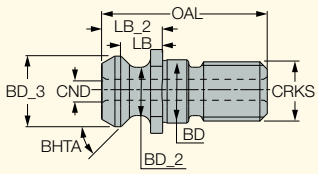

Designation	SS	CRKS	BD_3	BD_2	BD	CND	LB	OAL	LB_2	BHTA	CSP(1)
PS CAT40 45 M16ISOB	40	M16	18.95	12.95	17.00	7.4	11.15	44.5	16.40	45.0	1
PS CAT50 45 M24ISOB	50	M24	29.10	19.60	25.00	8.0	17.95	65.5	25.55	45.0	1

(1) 0 - Without coolant supply, 1 - With coolant supply

Accessories

PS OTT-BT (Pull Stud)

BT/SK Pull Stud with OTT
System Retention Knob

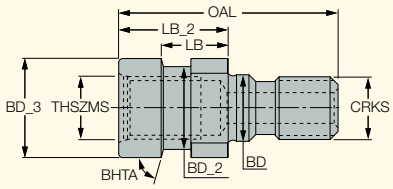

Designation	SS	CRKS	THSZMS	BD_3	BD_2	BD	LB	OAL	LB_2	BHTA	CSP(1)
PS OTT BT40 M16	40	M16	M16	25.00	21.10	17.00	16.60	56.0	28.00	75.0	0
PS OTT BT50 M24	50	M24	M24	39.30	32.00	25.00	13.35	65.0	25.00	75.0	0

(1) 0 - Without coolant supply, 1 - With coolant supply

Accessories

PS OTT-SK (Pull Stud)

SK Pull Stud with OTT
System Retention Knob

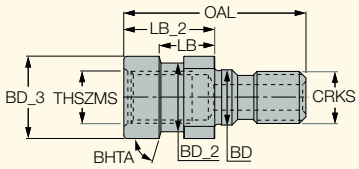

Designation	SS	CRKS	THSZMS	BD_3	BD_2	BD	LB	OAL	LB_2	BHTA	CSP(1)
PS OTT SK40 M16	40	M16	M16	25.00	21.10	17.00	13.00	53.0	25.00	75.0	0

(1) 0 - Without coolant supply, 1 - With coolant supply

Accessories

NUT ER-TOP

ER-TOP Clamping Nuts for DIN 6499 Collet Chucks

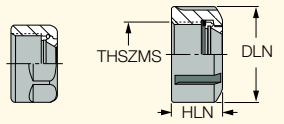

ER 16, 20 TOP ER 25, 32, 40 TOP

Designation	DLN	HLN	THSZMS	TQ
NUT ER16 TOP	28.00	17.80	M22X1.5	68.7
NUT ER20 TOP	34.00	19.00	M25X1.5	117.7
NUT ER25 TOP	42.00	20.00	M32X1.5	196.2
NUT ER32 TOP	50.00	22.50	M40X1.5	215.8
NUT ER40 TOP	63.00	25.00	M50X1.5	245.3

Accessories

NUT ER-MINI/UM

Clamping Nuts for DIN 6499 ER Collet Chucks

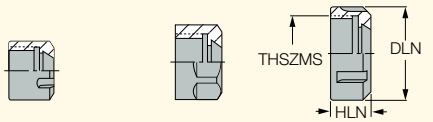

ER 11, 16, 20, 25 Mini UM ER 16, 20 UM ER 25, 32, 40, 50

Designation	DLN	HLN	THSZMS	TQ
NUT ER11 MINI	16.00	10.80	M13X0.75	29.4
NUT ER11 UM	19.00	11.30	M14X0.75	49.1
NUT ER16 MINI	22.00	18.00	M19X1.0	39.2
NUT ER16 UM	28.00	17.00	M22X1.5	68.7
NUT ER20 MINI	28.00	19.00	M24X1.0	78.5
NUT ER20 UM	34.00	19.50	M25X1.5	117.7
NUT ER25 MINI	35.00	20.00	M30X1.0	98.1
NUT ER25 UM	42.00	20.00	M32X1.5	196.2
NUT ER32 UM	50.00	22.00	M40X1.5	215.8
NUT ER40 UM	63.00	25.00	M50X1.5	245.3
NUT ER50 UM	78.00	35.00	M64X2.0	343.4

Accessories

NUT ER-SHORT

Nuts for SHORTIN Short ER Collet Chucks

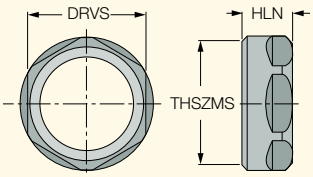

Designation	DRVS[1]	HLN	THSZMS	TQ
NUT ER20 SHORT	22.0	10.70	M25X1.5	117.7
NUT ER32 SHORT	36.0	15.00	M40X1.5	215.8
NUT ER40 SHORT	46.0	16.00	M50X1.5	245.3

[1] Torque key size

Accessories

PRESET ER-JET

Preset Screws with Oil Holes for ER Sealed Collets (optional)

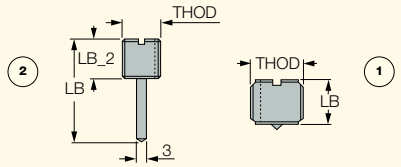

Designation	THOD	LB	LB_2	Fig.
PRESET ER-JET 8X1	M8X1	15.00	-	1.
PRESET ER-JET 8X1.25	M8X1.25	15.00	-	1.
PRESET ER-JET 10X1.5	M10X1.5	15.00	-	1.
PRESET ER-JET 12X1	M12X1	15.00	-	1.
PRESET ER-JET 12X1.75	M12X1.75	15.00	-	1.
PRESET ER-JET 12X1.75L	M12X1.75	40.00	15.0	2.
PRESET ER-JET 14X1	M14X1	15.00	-	1.
PRESET ER-JET 16X2	M16X2	15.00	-	1.
PRESET ER-JET 16X2L	M16X2	40.00	15.0	2.
PRESET ER-JET 18X1	M18X1	15.00	-	1.
PRESET ER-JET 18X1.5	M18X1.5	15.00	-	1.
PRESET ER-JET 18X1.5L	M18X1.5	40.00	15.0	2.
PRESET ER-JET 22X1.5	M22X1.5	15.00	-	1.
PRESET ER-JET 22X1.5L	M22X1.5	40.00	15.0	2.
PRESET ER-JET 28X1.5	M28X1.5	15.00	-	1.

Accessories

WRENCH ER

Wrench for ER DIN 6499 Clamping Nut

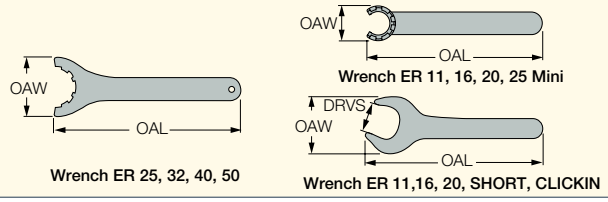

Designation	OAW	DRVS[1]	OAL
WRENCH ER11 MINI	16.80	-	95.00
WRENCH ER11	32.00	17.0	95.00
WRENCH ER16 MINI	22.50	-	117.00
WRENCH ER16	42.80	25.0	143.00
WRENCH ER20 MINI	28.00	-	128.00
WRENCH ER20	53.50	30.0	172.00
WRENCH ER25 MINI	36.00	-	140.00
WRENCH ER25	70.00	-	207.00
WRENCH ER32	78.00	-	255.00
WRENCH ER40	95.00	-	285.00
WRENCH ER50	110.00	-	350.00
WRENCH ER32 SHORT	75.00	36.0	303.00
WRENCH ER40 SHORT	94.00	46.0	378.00
WRENCH ER32 CLICKIN 27	57.00	27.0	239.00
WRENCH ER32 CLICKIN 32	67.00	32.0	273.00

[1] Torque key size

Accessories

WRENCH MAXIN
Wrench for MAXIN Collets

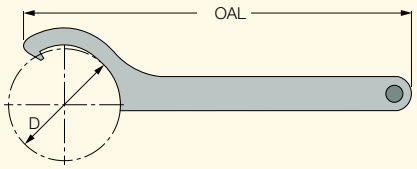

Designation	D	OAL
WRENCH MAXIN 20 HOOK	52.00	205.00
WRENCH MAXIN 32 HOOK	68.00	240.00

MAXIN
Power Chuck

PRESET MAXIN
Tool Stopper Preset Screws for MAXIN Collet Chucks

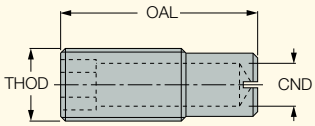

Designation	THOD	OAL	CND	Key
PRESET MAXIN 16X30	M16	30.00	8.0	8.00
PRESET MAXIN 16X44	M16	44.00	8.0	8.00
PRESET MAXIN 20X55	M20	55.00	12.0	12.00

SEM Clamping Screws
Lock Screws DIN 6367 for COMBI Shell Mill Holders

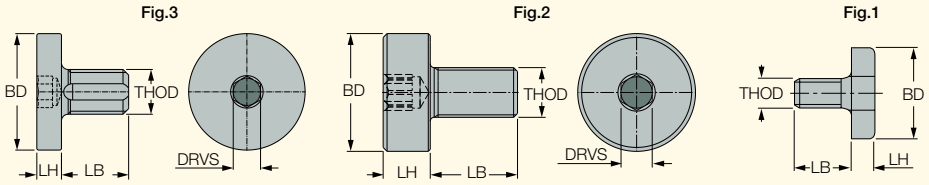

Designation	THOD	BD	LH	LB	DRVS(2)	Fig.
M8 CLAMP SCREW SEM16	M08	20.00	6.0	16.00	-	1
M10 CLAMP SCREW SEM22	M10	28.00	7.0	18.00	-	1
CLAMP SCREW 6368-27-M12 (1)	M12	35.00	9.0	22.00	6.0	2
M12 CLAMP SCREW SEM27	M12	35.00	8.0	22.00	-	1
CLAMP SCREW 6368-32-M16-C	M16	42.00	10.0	26.00	10.0	3
CLAMP SCREW 6368-32-M16 (1)	M16	42.00	10.0	26.00	10.0	2
M16 CLAMP SCREW SEM32	M16	42.00	9.0	26.00	-	1
CLAMP SCREW 6368-40-M20-C	M20	52.00	11.0	30.00	12.0	3
CLAMP SCREW 6368-40-M20 (1)	M20	52.00	11.0	30.00	12.0	2
M20 CLAMP SCREW SEM40	M20	52.00	10.0	30.00	-	1
M24 CLAMP SCREW SEM50	M24	63.00	12.0	36.00	-	1

(1) Round head
(2) Torque key size

Spare Parts

Designation	
CLAMP SCREW 6368-32-M16-C	CLAMP SCREW 6368-32-M16
CLAMP SCREW 6368-40-M20-C	CLAMP SCREW 6368-40-M20

Accessories

Driving Ring-SEMC

Driving Rings DIN 6366/1 for COMBI Shell Mill Holders

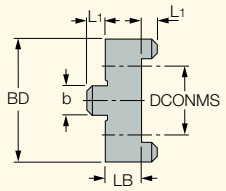

Designation	DCONMS	BD	LB	b	L1
16 D.RING SEMC	16.00	32.00	10.00	8.0	5.0
22 D.RING SEMC	22.00	40.00	12.00	10.0	6.0
27 D.RING SEMC	27.00	48.00	12.00	12.0	6.3
32 D.RING SEMC	32.00	58.00	14.00	14.0	7.0
40 D.RING SEMC	40.00	70.00	14.00	16.0	8.0
50 D.RING SEMC	50.00	90.00	16.00	18.0	9.0

SPACER STUB

Stub Spacer Rings In Accordance with DIN 2084-B Standard

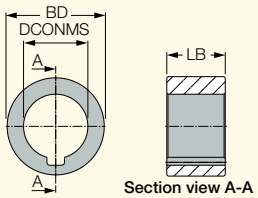

Designation	DCONMS	LB	BD
SPACER STUB 22X2	22.00	2.00	34.00
SPACER STUB 22X5	22.00	5.00	34.00
SPACER STUB 22X6	22.00	6.00	34.00
SPACER STUB 22X20	22.00	20.00	34.00
SPACER STUB 27X2	27.00	2.00	41.00
SPACER STUB 27X4	27.00	4.00	41.00
SPACER STUB 27X6	27.00	6.00	41.00
SPACER STUB 27X8	27.00	8.00	41.00
SPACER STUB 27X10	27.00	10.00	41.00
SPACER STUB 27X20	27.00	20.00	41.00
SPACER STUB 32X1	32.00	1.00	47.00
SPACER STUB 32X2	32.00	2.00	47.00
SPACER STUB 32X4	32.00	4.00	47.00
SPACER STUB 32X5	32.00	5.00	47.00
SPACER STUB 32X20	32.00	20.00	47.00
SPACER STUB 32X30	32.00	30.00	47.00
SPACER STUB 40X2	40.00	2.00	55.00
SPACER STUB 40X4	40.00	4.00	55.00
SPACER STUB 40X5	40.00	5.00	55.00
SPACER STUB 40X6	40.00	6.00	55.00
SPACER STUB 40X10	40.00	10.00	55.00
SPACER STUB 40X20	40.00	20.00	55.00
SPACER STUB 40X30	40.00	30.00	55.00
SPACER STUB 50X1	50.00	1.00	69.00
SPACER STUB 50X3	50.00	3.00	69.00
SPACER STUB 50X5	50.00	5.00	69.00
SPACER STUB 50X20	50.00	20.00	69.00
SPACER STUB 50X30	50.00	30.00	69.00

Accessories

WRENCH SEMC

Wrench DIN 6368 for Face and COMBI Shell Endmill Holders

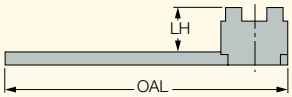

Designation	DRVS[1]	FTDZ	OAL	LH
WRENCH M8 SEMC16	16.0	M8	180.00	20.0
WRENCH M10 SEMC 22	22.0	M10	200.00	25.0
WRENCH M12 SEMC 27	27.0	M12	225.00	32.0
WRENCH M16 SEMC 32	32.0	M16	250.00	36.0
WRENCH M20 SEMC 40	40.0	M20	280.00	40.0
WRENCH M24 SEMC 50	50.0	M24	315.00	50.0

[1] Torque key size

Accessories

COOLANT SET
Clamping Screws with
Adjustable Protrusion Nozzles
for Shell-Type Face Mills

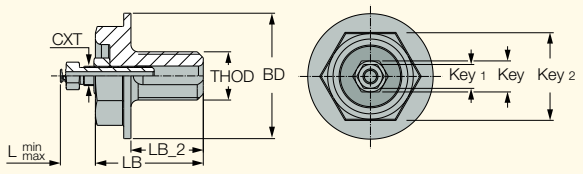

Designation	BD	THOD	CXT	LB	LB_2	L min	L max	Key(1)	Key 1(2)	DRVS(3)
COOLANT SET SR M10X1.5-22	28.00	M10	M4	25.00	18.00	2.0	17.0	7.00	6.00	21.00
COOLANT SET SRM12X1.75-27	35.00	M12	M4	31.00	22.00	2.0	17.0	7.00	6.00	27.00
COOLANT SET SR M16X2-32	42.00	M16	M8	37.00	26.00	3.0	25.0	13.00	10.00	30.00
COOLANT SET SR M20X2.5-40	52.00	M20	M8	45.00	30.00	3.0	25.0	13.00	10.00	36.00

(1) For the nut
(2) For the nozzle
(3) For the screw

Clamping Screws with Adjustable Protrusion Nozzles for Shell-Type Face Mills

The protrusion of the nozzle screw can be easily adjusted according to countersink depth, insert size or any other application requirement. The nozzle screw position can be secured by a locking nut.

Tests show that cutting fluid supplied through the axis of a tool and directed radially at the bottom of the tool dramatically improves both the cooling effect and chip evacuation.

The screws are offered as sets, comprising a nozzle screw, locking screw, a locking nut and washers.

The locking nut can be tightened by a standard open-ended wrench, or preferably by an offset ring wrench (ISO 10104, DIN 838 or DIN 897 standards).

If desired, the following ring wrenches can also be ordered from **ISCAR**:

- 7000783 Ring Wrench 10X13 mm for coolant set SR M20X2.5-40 and Coolant set SR M16X2-32
- 7000788 Ring Wrench 6X7 mm for coolant set SRM12X1.75-27 and coolant set SR M10X1.5-22.

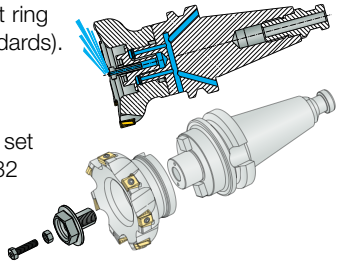

Assembly with a Lock Nut

Assembly without a Lock Nut

Spare Parts

Designation			
COOLANT SET SR M10X1.5-22	WASHER FLAT M4 DIN 433	SPRING PLUNGER	
COOLANT SET SRM12X1.75-27	WASHER FLAT M4 DIN 433	SPRING PLUNGER	
COOLANT SET SR M16X2-32	WASHER M8 DIN 433 A4	NOZZLE M8	NUT M8 DIN 934 A2
COOLANT SET SR M20X2.5-40	WASHER M8 DIN 433 A4	NOZZLE M8	NUT M8 DIN 934 A2

Accessories

COOLING TUBE HSK-A
Cooling Tubes for HSK-A Shanks

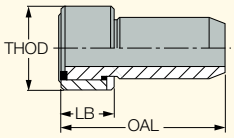

Designation	OAL	LB	THOD
COOLING TUBE HSK A32	26.00	5.5	M10X1
COOLING TUBE HSK A40	29.50	7.5	M12X1
COOLING TUBE HSK A50	33.00	9.5	M16X1
COOLING TUBE HSK A63	36.50	11.5	M18X1
COOLING TUBE HSK A80	40.00	13.5	M20X1.5
COOLING TUBE HSK A100	44.00	15.5	M24X1.5
COOLING TUBE HSK A125	48.00	17.5	M30X1.5

Accessories

WRENCH HSK
HSK-A Cooling Tube Wrench

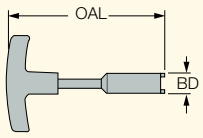

Designation	OAL	BD
WRENCH COOL TUBE HSK32	8.50	115.00
WRENCH COOL TUBE HSK40	10.50	115.00
WRENCH COOL TUBE HSK50	14.50	115.00
WRENCH COOL TUBE HSK63	16.50	136.00
WRENCH COOL TUBE HSK80	18.50	136.00
WRENCH COOL TUBE HSK100	22.00	136.00
WRENCH COOL TUBE HSK125	24.50	175.00

Accessories

EXTRACTOR SC COLLETS
SC Collet Extraction Hook

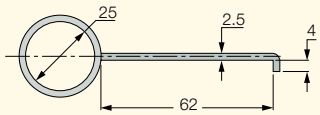

Accessories

SCREW EM
Lock Screw for Endmill Holder

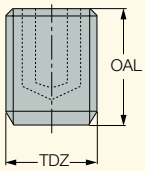

Designation	TDZ	OAL	SS
SR M6X10 DIN1835B	M6	10.00	6
SR M8X10 DIN1835-B	M8	10.00	8
SR M10X12 DIN1835-B	M10	12.00	10
SR M12X16 DIN1835-B	M12	16.00	12,14
SR M14X16 DIN1835-B	M14	16.00	16,18
SR M16X16 DIN1835-B	M16	16.00	20
SR M18X2X20 DIN1835-B	M18X2	20.00	25
SR M20X2X20 DIN1835-B	M20X2	20.00	32,40
SR M24X2X25 DIN1835-B	M24X2	25.00	50
SR M16X10.3 EM SHORT	M16	10.30	20
SR M18X2X10 EM SHORT	M18X2	10.00	25

Accessories

CLICKFIT LOCKING SCREW
Locking Screw for CLICKFIT Holders

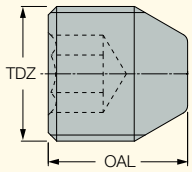

Designation	TDZ	OAL	Key
SCREW M16X1.5 FOR CF4	M16X1.5	16.50	8.00
SCREW M18X1.5 FOR CF5	M18X1.5	18.00	10.00

Accessories

SRKIN PRESET SCREW

Preset Screw for SRKIN Thermal Shrink Collets with Coolant Holes

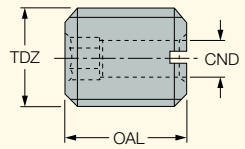

Designation	TDZ	OAL	CND	Key	SS
PRESET M5X18B	M5X0.8	18.00	2.10	2.50	EM E/SRKIN
PRESET M6X20B	M6X1	20.00	2.50	3.00	EM E/SRKIN
PRESET M8X20B	M8X1.25	20.00	3.50	4.00	EM E/SRKIN
PRESET M10X18B	M10X1.5	18.00	4.50	5.00	EM E/SRKIN
PRESET M12X18B	M12X1.75	18.00	5.50	6.00	EM E/SRKIN
PRESET M16X20B	M16X2	20.00	7.50	6.00	EM E/SRKIN
PRESET M16X25B	M16X2	25.00	7.50	6.00	SRKIN
PRESET M20X20E	M20X2.5	20.00	6.00	6.00	EM E

Accessories

COOLING TUBE C#

Cooling Tubes for CAMFIX (ISO 26623-1) Shanks

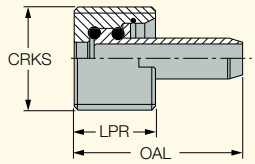

Designation	LPR	CRKS	OAL
COOLING TUBE C3	10.00	M12x1.5	22.30
COOLING TUBE C4	12.00	M14x1.5	25.40
COOLING TUBE C5	14.00	M16x1.5	28.50
COOLING TUBE C6	15.00	M20x2	31.00
COOLING TUBE C8	15.00	M20x2	31.50
COOLING TUBE C10	16.00	M24x2	34.00

- Refer to machine manual before mounting CAMFIX Cooling Tube
- Check that clamping drawbar has O-ring inside
- Apply Loctite 542 (or equivalent) on coolant tube thread to secure/seal the thread
- Mount cooling tube (ONLY) by using Cooling Tube C# wrench with "mount" side

Accessories

WRENCH COOL TUBE C#

Clamping and Removing Wrenches for CAMFIX (ISO 26623-1) Cooling Tubes

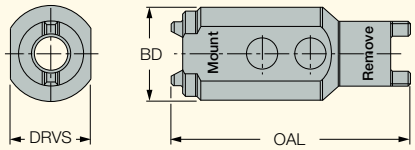

Designation	OAL	BD	DRVS[1]
WRENCH COOL TUBE C3	40.00	14.80	12.0
WRENCH COOL TUBE C4	45.00	17.80	15.0
WRENCH COOL TUBE C5	50.00	20.80	16.9
WRENCH COOL TUBE C6	60.00	27.80	19.0
WRENCH COOL TUBE C8	60.00	31.80	22.0
WRENCH COOL TUBE C10	75.00	42.80	25.9

[1] Torque key size

MATERIALS AND GRADES



Member IMC Group

ISCAR

ISCAR Milling Grades Chart

	Grade	ISO	Grade Description	Coating Layers	Coating Color*
PVD Coated	IC328	P25-P40 M30-M40 S20-S30	A tough substrate with PVD coating, suitable for a wide range of applications on steel and stainless steel at low to medium speeds and medium to high feeds. The grade is recommended for interrupted cuts and machining under unstable conditions.	TiCN Base	
	IC330	P25-P40 M30-M40 S20-S30	A tough PVD coated grade with SUMOTEC surface treatment. Used for milling a wide range of workpiece materials, at low to medium cutting speeds and for unstable machining conditions.	TiCN Base	
	IC380	S15-S20 H15-H25	A tough submicron grain size substrate with SUMOTEC PVD coated grade. Used for machining Titanium and heat resistant alloys at medium to high cutting speeds. Excellent resistance to built-up edge, mechanical and thermal shock resistance.	TiCN Base	
	IC608	P10-P20 M10-M20 K10-K25 H15-H25	A hard submicron grain size substrate with PVD coated. Long tool life and high deformation, oxidation, chipping and wear resistance on a wide range of materials.	TiSiN TiAlSiN AlTiN Base	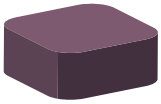
	IC808	P15-P30 M20-M30 K20-K30 S10-S25 H20-H30	A tough hard, submicron grain size substrate with excellent chipping resistance, combined with a SUMOTEC PVD coating. Provides high wear resistance. Recommended for a very wide range of materials.	TiN TiAlN Base	
	IC810	P15-P30 K15-K35	A SUMOTEC PVD coated grade. Optimal choice for milling nodular cast iron at medium to high cutting speeds.	TiN AlTCrN Base	
	IC830	P20-P40 M25-M35 S15-S30	A tough substrate with PVD coating and a special SUMOTEC surface treatment. Suitable for machining steel and stainless steel at low to medium cutting speeds and moderate to high feeds. The grade features high toughness and recommended for interrupted cuts and machining under unstable conditions. May be used on high temperature alloys at low cutting speeds.	TiN TiAlN Base	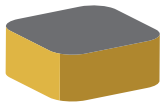
	IC840	M20-M35 S15-S25	A PVD coated tough grade followed by a special surface treatment. Suitable for milling austenitic stainless steel and high temperature alloys. Recommended for interrupted cuts and heavy operations.	TiSiN TiAlSiN AlTiN Base	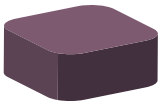
	IC845	P25-P45	A PVD coated tough grade followed by a special SUMOTEC surface treatment. Designed for milling alloyed steel, especially when used for interrupted cuts and heavy operations.	TiN AlTiN Base	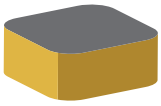

* For coated grades

ISCAR Milling Grades Chart

	Grade	ISO	Grade Description	Coating Layers	Coating Color*
PVD COATED	IC882	M25-M40 S20-S30	A grade with a tough substrate, a with PVD coating and a special surface treatment. Designed for machining austenitic stainless steel, Titanium and high temperature alloys, particularly under hard cutting conditions.	TiSiN TiAlSiN AlTiN Base	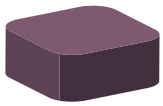
	IC900	P15-P30 M20-M30 K20-K30 S10-S25 H20-H30	A tough submicron grain size with a PVD coating coated grade. Suitable for medium to high cutting speeds. Designed for machining various materials like steel, stainless steel, Titanium, and heat resistant alloys.	AlTiN Base	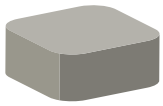
	IC902	P05-P15 M10-M15 K05-K15 S05-S10 H05-H15	Ultra-fine carbide grain, PVD coated with high resistance to abrasive wear, suitable for machining various materials including hard steel and cast iron, at high cutting speeds.	AlTiN Base	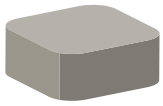
	IC903	P10-P20 M15-M25 K10-K20 S10-S20 H10-H20	Ultra-fine carbide grain, PVD coated with high wear resistance and toughness. High speed, medium feed. Used for up to 62 HRC hardened steel, Titanium, nickel-based alloys and stainless steel.	AlTiN Base	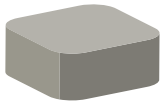
	IC907	P10-P20 M05-M15 K15-K30 S10-S20 H05-H15	A hard submicron grain size substrate with PVD coating suitable for a wide range of materials such as steels, alloy steels, and hard steels, austenitic stainless steel and heat resistant alloys at moderate to relatively high cutting speeds at stable conditions. Features high wear resistance and plastic deformation durability.	TiAlN Base	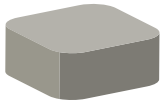
	IC908	P15-P30 M20-M30 K20-K30 S10-S25 H20-H30	A tough submicron grain size substrate with PVD coating, recommended for general use in a large variety of operations and materials such as steels, alloy steels, austenitic stainless steel and high temperature alloys at moderate cutting speeds. Features high wear resistance and chipping durability.	TiAlN Base	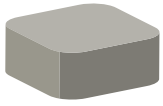
	IC910	P15-P30 K15-K35	A PVD coated grade. First choice for milling gray and nodular cast iron at medium to high cutting speeds.	AlTiN Base	
	IC928	P20-P40 M25-M35 S15-S30	A tough substrate with PVD coating, suitable for machining steel and stainless steel at low to medium cutting speeds and moderate to high feeds. The grade is recommended for interrupted cuts and machining under unstable conditions.	AlTiN Base	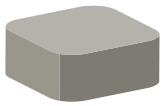

* For coated grades

ISCAR Milling Grades Chart

	Grade	ISO	Grade Description	Coating Layers	Coating Color*
CVD COATED	IC5100	K10-K25	A CVD multi-layer coating with SUMOTEC post coating surface treatment. Recommended for milling grey cast iron at high cutting speeds, and provides extended tool life.	TiN Al_2O_3 TiCN Base	
CVD COATED	IC5400	P10-P20 M10-M25	A tough substrate with MTCVD coating. Recommended for milling steel at high cutting speed and for parting stainless steel.	TiN Al_2O_3 TiCN Base	
CVD COATED	IC5500	P20-P35	A tough substrate with CVD coating. Recommended for machining martensitic stainless steel at high cutting speed. Provides excellent tool life.	TiN Al_2O_3 TiCN Base	
CVD COATED	IC5820	M20-M35 S15-S25	A tough substrate, with a MTCVD coating and special SUMOTEC post coating surface treatment. Designed for machining austenitic stainless steel, Titanium and high temperature alloys.	TiN Al_2O_3 TiCN Base	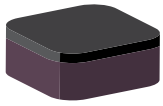
DLC	IC1508	N10-N20	A submicron DLC coated grade for machining mainly aluminum and non-ferrous materials.	DLC Base	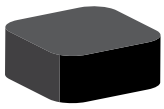

* For coated grades

	Grade	ISO	Grade Description	Uncoated Layers	Uncoated
UNCOATED	IC4	N05-N15 S05-S15	A very hard-uncoated carbide grade, suitable for machining aluminum alloys, aluminum alloys with high silicon content and other non-ferrous materials at high cutting speeds.	Base	
UNCOATED	IC07	M10-M20 N05-N20 S10-S30	A hard-uncoated submicron grain size carbide grade, suitable for machining aluminum alloys and other non-ferrous materials at high cutting speeds.	Base	
UNCOATED	IC08	M10-M30 N10-N25 S10-S30	A tough uncoated submicron grain size carbide grade, suitable for steels, stainless steel and high temperature alloys at low cutting speeds. Good choice for non-ferrous materials.	Base	

ISCAR Milling Grades Chart

	Grade	ISO	Grade Description	Uncoated Layers	Uncoated
CERMET	IC30N	P10-P30 M10-M20 H10-H25	A tough cermet grade, suitable for machining steels and stainless steel at medium to high cutting speeds and low feeds. Features excellent surface finish, very good wear resistance and prevents built-up edge.	Base	
CBN	IB55	 K05-K15 H10-H25	A PCBN grade, suitable for finishing operations on hardened steels (45-65 HRC) and cast iron in continuous cutting and light interrupted cuts.	Base	
CBN	IB85	 K01-K15 S05-S10 H05-H10	A PCBN grade, used for high speed machining of cast iron, cemented tungsten carbide, sintered metals, and heavy alloys. Excellent for interrupted cutting of hardened steel.	Base	
PCD	ID5	 N01-N10 	A PCD brazed tip, suitable for machining aluminum alloys (Si < 12%) and other non-ferrous materials. Features very high wear resistance with high toughness. Suitable for finishing operations and can be used for semi roughing operations and interrupted cuts.	Base	
CERAMICS	IS35	 S15-S25 	A ceramic SiAlON grade for machining high temperature alloys such as Inconel, Waspaloy and Rene. Provides high hardness with excellent toughness.	Base	
CERAMICS	IS8	 K01-K15 	A silicon nitride (Si_3N_4) grade, suitable for turning and milling applications. Can be used for interrupted cuts on cast iron and nickel-based alloys.	Base	
CERAMICS	IW7	 S10-S20 H05-H25	A whisker-reinforced ceramic grade for machining high temperature alloys and hardened steel at high cutting speeds.	Base	

MATERIAL GROUPS

Based on ISO 513 and VDI 3323 standards

ISO	Material		Condition	Tensile Strength [N/mm²]	Kc1[1] [N/mm²]	mc[2]	Hardness HB	Material Group No.
P	Non-alloy steel and cast steel, free cutting steel	< 0.25 %C	Annealed	420	1350	0.21	125	1
		≥ 0.25 %C	Annealed	650	1500	0.22	190	2
		< 0.55 %C	Quenched and tempered	850	1675	0.24	250	3
		≥ 0.55 %C	Annealed	750	1700	0.24	220	4
			Quenched and tempered	1000	1900	0.24	300	5
	Low alloy and cast steel (less than 5% of alloying elements)		Annealed	600	1775	0.24	200	6
			Quenched and tempered	930	1675	0.24	275	7
				1000	1725	0.24	300	8
				1200	1800	0.24	350	9
	High alloyed steel, cast steel and tool steel		Annealed	680	2450	0.23	200	10
			Quenched and tempered	1100	2500	0.23	325	11
	Stainless steel and cast steel		Ferritic/martensitic	680	1875	0.21	200	12
			Martensitic	820	1875	0.21	240	13
M	Stainless steel and cast steel		Austenitic, duplex	600	2150	0.20	180	14
K	Gray cast iron (GG)		Ferritic / pearlitic		1150	0.20	180	15
			Pearlitic / martensitic		1350	0.28	260	16
	Nodular cast iron (GGG)		Ferritic		1225	0.25	160	17
			Pearlitic		1350	0.28	250	18
	Malleable cast iron		Ferritic		1225	0.25	130	19
			Pearlitic		1420	0.3	230	20
N	Aluminum-wrought alloys		Not hardenable		700	0.25	60	21
			Hardenable		800	0.25	100	22
	Aluminum-cast alloys	≤12% Si	Not hardenable		700	0.25	75	23
			Hardenable		700	0.25	90	24
		>12% Si	High temperature		750	0.25	130	25
	Copper alloys	>1% Pb	Free cutting		700	0.27	110	26
			Brass		700	0.27	90	27
			Electrolytic copper		700	0.27	100	28
	Non metallic		Duroplastics, fiber plastics					29
			Hard rubber					30
S	High temperature alloys	Fe based	Annealed		2600	0.24	200	31
			Hardened		3100	0.24	280	32
		Ni or Co based	Annealed		3300	0.24	250	33
			Hardened		3300	0.24	350	34
			Cast		3300	0.24	320	35
	Titanium alloys		Pure	400	1160	0.24		36
			Alpha+beta alloys, hardened	1050	1245	0.24		37
H	Hardened steel		Hardened		4600		55 HRC	38
			Hardened		4700		60 HRC	39
	Chilled cast iron		Cast		4600		400	40
	Cast iron		Hardened		4500		55 HRC	41

- Steel
- Stainless Steel
- Cast Iron
- Non-ferrous
- High Temp. and Titanium Alloys
- Hardened Steel and Cast Iron

(1) Specific cutting force for 1 mm² chip section.
(2) Chip thickness factor.

MATERIAL GROUPS

Hardness Conversion Table

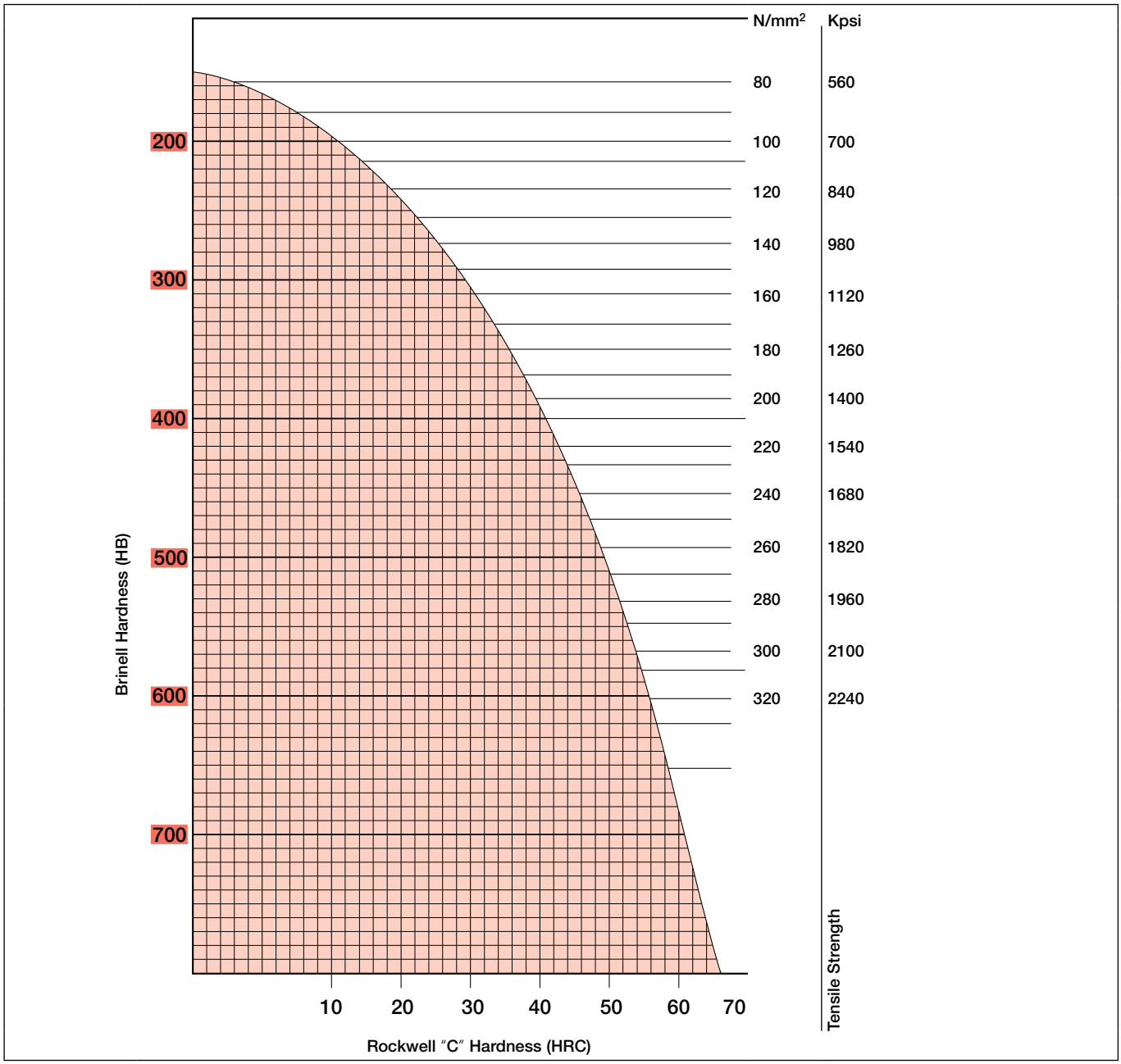

According to VDI 3323 Standard

Material Group No.	USA	Germany		U.K.	France	Sweden	Italy	Spain	Japan	Russia	EURONORM
	AISI/SAE/ UNS/ ASTM/AA	Werkstoff	DIN	BS	AFNOR	SS	UNI	UNE	JIS	GOST	EN
1	1020; G10200; K02301; K02595; K02596; K02597; K02598; K02599; K02702; K0300	1.0044	S275JR; St 44-2; Fe 430 B	EN 43 B; Fe 430 B FN; 43/25 HR; 43/25HS; 43 B; HFW4; HFS4; ERW 3	E 28-2	1411; 1412	Fe 430 B FN; Fe 430 B	AE 275 B; Fe 430 B FN	SN 400 B; SN 400 C; SN 490 B; SN 490 C; SS 400; STK 400; STKM 19 C; STKR 400; 19 C; SS 41; STK 41	St4ps; St4sp	S275JR
1		1.0050	E295; St 50-2; Fe 490-2; ST 50-2 G (E295+CR)	Fe 490-2 FN; 50 B	A 50-2	1550; 2172	Fe 490	A 490-2; Fe 490-2 FN	SS 490; SS 50	St5ps; St5sp	
1	K02404; K02702	1.0045	S355JR; Fe 510 B	50 B; 4360-50 B	E 36-2		Fe 510 B FN	AE 355 B	SN 400 B; SN 400 C; SN 490 B; SN 490 C; SS 490; SS 50		S355JR
1	K02702	1.0143	S275J0; St 44-3 U; Fe 430 C	43C; 4360-43C	E 28-3	1414-01	Fe 430 C FN	AE 275 D			S275J0
1		1.0130	P265S; SPH 265	164-400B LT 20	SPH 265; A 42 AP			SPH 265			P265S
1	A 619	1.0333	DC03G1; USt 3; USt 13	2 CR; 3 CR	E		FeP 02	AP 02	SPCD		DC03G1
1	K02601; K03000; A 573 Gr. 70; A 611 Gr.D	1.0144	S275J2G3 (S275J2); St 44-3 (Fe 430 D 1)	Fe 430 D1 FF; 4360-43 C; 4360-43 D	E 28-3; E 28-4	1411; 1412; 1414	Fe 430 B; Fe 430 C (FN); Fe 430 D (FF)	AE 275 D; Fe 430 D1 FF	SM 400 A; SM 400 B; SM 400 C; SS 400; STK 400; STKR 400; SM 41 A; SM 41 B; SM 41 C	St4kp; St4ps; St4sp	
1	1008; G10080; A 621	1.0330	DC01; DC 01; St 2; St 12	CR 4; CS 4	C; TC	1142	FeP 01; FeP 00	AP 11; FeP 01; AP 00	SPCC; CR 1		DC01 (FeP 05)
1	1015; G10150; K02401	1.0037	S235JR (Fe 360 B); St 37-2	Fe 360 B; 4360-40 B; ERW 3; CEW 3; 37/23 HR; 37/23 HS; 37/23 CR; 37/23 CS	E 24-2	1311	Fe 360 B; 1449 37/23 HR	AE 235 B; Fe 360 B	STKM 12 A; STKM 12 AC		
1		1.0035	S185 (Fe 310-0); St 33	Fe 310-0; 15 HR; 15 HS; 1449 15 HR; 1449 15 HS	A 33	1300	Fe 320	Fe 310-0; A 310-0	SGP; SS 330; SS 34	St0	S185
1	K02502	1.0034	E195; RSt 34-2	CEW 2; 34/20 HR; 34/20 HS; 34/20 CR; 1449 34/20CS	A 34-2 NE		Fe 330 BFN			St2ps; St2sp	E195
1		1.0334	DD12G1; UStW 23		2 C		FeP 12	AP 12	SPHD	10kp	
1	1006; G10060	1.0335	DD13; StW 24	1 CR; 1 CS; 1 HR; 2 HR; 2 HS; 2 CR; 2 CS	3 C		FeP 13	AP13	SPHE	08kp	DD13
1	A 620	1.0338	DC04; St 4; St 14	CR 1; CR 2	ES	1147	FeP 04	AP 04; FeP 04	SPCE; HR 4	08JuA	DC04 (FeP 04)

Material Group No.	USA	Germany		U.K.	France	Sweden	Italy	Spain	Japan	Russia	EURONORM
	AISI/SAE/ UNS/ ASTM/AA	Werkstoff	DIN	BS	AFNOR	SS	UNI	UNE	JIS	GOST	EN
1	K01700; K02001; K02200; K02201; K02203; K02503; K02601; K02801	1.0345	P235GH; HI; H I	141-360; 151-360; 154-360; 161-360; 164-360	A 37 CP	1330; 1331	FeE 235; Fe 360 1 KW; Fe 360 1 KG; Fe 360 2 KW; Fe 360 2 KG	A 37 Grado RA II; A 37 Grado RC I	SGV 410; SGV 450; SGV 480; SPV 235; SPV 450; SPV 490; SGV 42; SGV 46; SGV 49; SPV 24; SPV 46; SPV 50		P235GH
1	1010; G10100	1.0301	C10; C 10	040 A 10; 045 M 10; En 2 A; En 2 A/1; En 2 B; En 32 A; 10 CS	C10RR; XC 10; C 10; AF 34 C 10		1 C 10; C 10	F.151; F.151.A	S 10C	10	C10
1		1.0149	S275JOH; St 44-3 U; RoSt 44-2	43 C; 4360-43C	E 28-3	1412-04	Fe 430 C	Fe 430 C; AE 275 C			S275JOH
1		1.0226	DX51D; St 02 Z	Z2	GC	1151 10	FeP 02 G	FeP 02 G	SGC C		
1	A 1011 (SS Grade 36 (230) Type 2); A1011 (SS Grade 36 (250) Type 1)	1.0114	S235JO; St 37-3 U; Fe 360 C	40 C; 4360-40C	E 24-3		Fe 360 C FN	AE 235 C	SS 330; SS 34		S235JO
1	A572-60	1.8900	S380N; StE 380	4360 55 E		2145	FeE 390 KG		S 25 C		S380N
1	A 572 Gr. 65	1.0060	E335; St 60-2 (Fe 590-2 B)	En 55 C; Fe 590-2-FN; 55 E; 4360-55 E	A 60-2	1650	Fe 590; Fe 60-2	A 590; Fe 590-2 FN	SM 570; SM 58	St6ps; St6sp	E335
1		1.0028	S250G1T; USt 34-2		A 34-2		Fe 330; Fe 330 B FU		SS 330; SS 34		
1	K01700; K02200; K02801	1.0112	P235S; SPH 235	164-360B LT20; 1501-164-360B LT20	A 37 AP; SPH 235		Fe 360 C	AE 235 C			P235S
1		1.0722	10SPb20; 10 SPb 20		10 PbF 2		CF 10 SPb 20	10 SPb 20; F.2122			10SPb20
1	1108; 1109; 1111; B1111; B 1111; G11080; G11090	1.0721	10S20; 10 S 20		10 F 2		CF 10 S 20	10 S 20; F. 2121			10S20
1	12L13; 12L14; 12 L 13; 12 L 14; G12134; G12144	1.0718	11SMnPb30; 9 SMnPb 28	230 M 07 Pb; En 1A Pb	S 250 Pb	1914	CF 9 SMnPb 28	F.210.C; F.210.M; 11 SMnPb 28; F.2112	SUM 22 L; SUM 23 L; SUM 24 L		11SMnPb30
1	1213; 1215; G12130; G12150	1.0715	11SMn30; 9 SMn 28	230 M 07; En 1 A	S 250	1912	CF 9 S 22	F.210.A; F.210.L; 11 SMn 28; F.2111	SUM 22		11SMn30
1	1020; 1023; G10200; G10230	1.1151	C22E; Ck 22	055 M 15; 070 M 20; En 3 A; En 3 C; En 2	XC 25; XC 18; 2 C 22	1450	C 20; C 25	F.1120; C 25 K	S 20 C; S 20 CK; S 22 C	20	C22E
1	A 1008 (HSLAS-F Grade 80 [550]); A 1011 (HLAS-F Grade 80 [550])	1.0986	S500MC; QStE 500 TM	60F55 HR; 60F55 HS; 60F55 CS	E 560 D; S 560 MC		FeE 560 TM				S500MC

Material Group No.	USA	Germany		U.K.	France	Sweden	Italy	Spain	Japan	Russia	EURONORM
	AISI/SAE/ UNS/ ASTM/AA	Werkstoff	DIN	BS	AFNOR	SS	UNI	UNE	JIS	GOST	EN
1	A 1008 (HSLAS-F Grade 70 [480]); A 1008 (HSLAS Grade 70 [480] Class 1)	1.0984	S500MC; QStE 500 TM		E 490 D; S 490 MC	2662	FeE 490 TM				S500MC
1	A 1008 (HSLAS Grade 65 [450] Class 1); A 1008 (HSLAS Grade 65 [450] Class 2)	1.0982	S460MC; QStE 460 TM	1501-50F45; 50F45 HR; 50F45 HS; 50F45 CS							S460MC
1	A 1008 (HSLAS Grade 50 [340] Class 1); A 1008 (HSLAS Grade 50 [340] Class 2)	1.0976	S355MC; QStE 360 TM	46F40 HR; 46F40 HS; 46F40 CS	E 355 D	2642	FeE 355 TM				S355MC
1	A 1008 (HSLAS Grade 50 [340]); A 1008 (HSLAS Grade45 [310] Class 2); A 1011 (HSLAS-F Grade 50 [340])	1.0972	S315MC; QStE 300 TM	1501-40F30; 43F35 HR; 43F35 HS; 43F35 CS	E 315 D						
1	K01600; K02007; K02700; K02701; K02803; K02900; K03009; K03300; K11803; K12000; K12001; K12037	1.0562	P355N; StE 355	225-490A	FeE 355 KG N; E 355 R/FP; A 510 AP	2106	FeE 355; FeE 355 KG; FeE 355 KW	AE 355 KG; AE 355 DD	SM 490 A; SM 490 B; SM 490 C; SM 490 YA; SM 490YB STK 490 YB; STK 490; STK 500; SM 50 A; SM 50 B	15GF	P355N
1	1024; K03011; K03014; K12037; K12709	1.0570	S355J2G3 (S355J2); St 52-3 N (Fe 510 D1)			2132; 2134	fE 510	AE 355 D; Fe 510 D1 FF	SM 490 A; SM 490 B; SM 490 C; SM 490 YA; SM 490 YB; SM 520 B; SM 520 C; STK 490; STK 500; STKM 16 C	17GS; 17G1S	S355J2G3
1	K01600; K02302; K02700; K02701; K02803; K03301; K11803; K12037; K12609; A 299 (A); A 299 (B)	1.0566	P355NL1; TStE 355	225-490 A	A 510 FP	2107	Fe E 355 KT		SLA 365; STK 490; STK 500; SLA 37; STK 50; STK 51		P355NL1
1	K01600; K02007; K02701; K02803; K117803; K12001; K12037; K12609	1.0565	P355NH; WStE 355	225/490; 225-490 A; 500 Nb	A 510 AP	2106	FeE 355-2; FeE 355 KW				P355NH
1	K12037	1.0549	S355 NLH; TStE 355	50 EE		2135	Fe 510 D	FeE 355 KTM			S355 NLH
1	K12000	1.0553	S355JO; St 52-3 U; Fe 510 C	50 C; 4360-50C	E 36-3		Fe 510 C FN	AE 355 C	SCC 3		S355JO

Material Group No.	USA	Germany		U.K.	France	Sweden	Italy	Spain	Japan	Russia	EURONORM
	AISI/SAE/ UNS/ ASTM/AA	Werkstoff	DIN	BS	AFNOR	SS	UNI	UNE	JIS	GOST	EN
1	A 252 (1); A 252 (2); A 252 (3)	1.0547	S355JOH; St 52-3 U	50 C; 4360-50C	TSE 355-3; E 36-3		Fe 510 C	AE 355 C; Fe 510 C			S355JOH
1	K02502	1.0036	S235JRG1; S235JR; Fe 360 B; USt 37-2	Fe 360 B FU; Fe 360 B FN		1311; 1312	Fe 360 B; Fe 360 C; Fe 360 D	AE 235 B; Fe 360 B		16D; St3Kp	
1	1020; 1022; 1023; G10200; G10220; G10230	1.0402	C22	055 M 15; 070 M 20; En 3 A; En 3 B; En 3 C; En 2; 22 HS; 22 CS	AF 42 C 20; XC 25; 1 C 22	1450	C 20; C 21	F.112; 1 C 22	S 20 C; S 22 C	20	C22; 2C/2D
1	K01701; K02505; K02704; K02801	1.0425	P265GH; H II	151-400; 154-400; 161-400; 164-400	A 42 CP; A 42 AP	1431; 1430; 1432	Fe 410 1 KW; Fe 410 1 KG; Fe 410 1 KT; Fe 410 2 KW; Fe 410 2 KG	A 42 Grado RC I; A 42 Grado RC II; F.6306; F.6307	SG 295; SGV 410; SGV 450; SGV 480; SPV 315; SPV 355; SG 30; SGV 42; SGV 46; SGV 49; SPV 32; SPV 36	16K; 20K	P265GH
1	A27 65-35	1.0443	HX300PD; H300PD; H 300 PD		E 23-45 M	1305					HX300PD
1	K12000; K12037	1.0546	S355NL; TStE 355	50 EE; 4360-50EE	E 355 FP	2135; 2135-01	FeE 355 KT	AE 355 Grado KT			
1	K12709	1.0545	S355N; StE 355	50 E; 4360-50E	E 355 R	2134	FeE 355 KG	AE 355 Grado KG	SM 490 A; SM 490 B; SM 490 C; SM 490 YA; SM 490 YB; SM 50 A; SM 50 B; SM 50 C; SM 50 YA; SM 50 YB		S355N
1	K02705; K02305; K12709	1.0539	S355NH; StE 335 N	S355NH	S355NH; TSE 355-4	2134-04	Fe 510 B	Fe 355 KGN			S355NH
1	1213; 1215; G12130; G12150	1.0715	11SMn30; 9 SMn 28	230 M 07; 220 M 07	S 250	1912	CF 9 S 22	F.210.A; F.210.L; 11 SMn 28; F.2111	SUM 22		11SMn30
1		1.0722	10SPb20; 10 SPb 20		10 PbF 2		CF 10 SPb 20	10 SPb 20; F.2122			10SPb20
1	1215; G12150; A 29 (1215); A 108 (1215); A 510 (1215); A 510 (1215); A 519 (1215); A 521 (1215)	1.0736	11SMn37; 9 SMn 36		S 300		CF 9 Mn 36	12 SMn 35; F.2113	SUM 25		11SMn37
1	12L14; 12 L 14; G12144	1.0737	11SMnPb37; 9 SMnPb 36		S 300 Pb	1926	CF 9 SMnPb 36	12 SMnPb 35; F.2114			11SMnPb37
1	1010; G10100	1.1121	C10E; Ck 10	040 A 10; 045 M 10; En 2 A; En 2 A/1; En 2 B; En 32 A	C10RR; XC 10	1265	2 C 10; 2 C 15; 1 C 10; C 10	C 10 k; F.1510	S 09 CK; S 10 C	08; 10	C10E
1	1015; 1017; G10150; G10170	1.1141	C15E; Ck 15	080 A 15; 080 M 15; En 32 C	XC 12; XC 15; XC 18	1370	1 C 15; C 15	C 16 k; F.1511; F.1110; C 15 k	S 15 C; S 15 CK	15	C15E

Material Group No.	USA	Germany		U.K.	France	Sweden	Italy	Spain	Japan	Russia	EURONORM
	AISI/SAE/ UNS/ ASTM/AA	Werkstoff	DIN	BS	AFNOR	SS	UNI	UNE	JIS	GOST	EN
1	1020; G10200; K02301; K02595; K02596; K02597; K02598; K02599; K02702; K03000	1.0044	S275JR; St 44-2; Fe 430 B	En 43 B; Fe 430 B; 43/25 HR; 43/25 HS; 43 B; HFW 4; HFS 4; ERW 3; CEW 4; SAW 4	E 28 A; NFA 35-501 E 28	1411; 1412	Fe 430 B FN	AE 275 B; Fe 430 B FN	SN 400 B; SN 400 C; SN 490 B; SN 490 C; SS 400; STK 400; STKM 19 C; STKR 400; 19 C; SS 41; STK 41	St4ps; St4sp	S275JR
1		1.0250	S320GD; StE 320-3 Z		S 320 GD				SGC 440; SZAC 440; SZAH 440; SGLH 440		S320GD
1		1.0453	P265NL; P 265 NL								P265NL
1		1.0338	DC04; St 4; St 14	CR 1; CS 2	ES	1147	FeP 04	AP 04; FeP 04	SPCE; HR 4	08JuA	DC04
1											
1	K02001; K02601; K02701	1.0116	S235J2G3 (S235J2); St 37-3 N; Fe 360 D 1	Fe 360 D1 FF; 37/23 CR; 37/23 CS; 37/23 HR; 37/23 HS; 40 D; HFW 4; HFS 4	E 24-3; E 24-4; E 24-U	1312; 1313	Fe 360 C; D; Fe 360 C FN; Fe 360 D FF; Fe 37-2		SS 330; SS 34	16D; St3sp	S235J2G3
1	1015; 1017; G10150; G10170	1.0401	C15; C 15	080 A 15; 080 M 15; En32 C; 17 CS; 17 HS	C18RR; XC 18; C 18; AF 37 C 12	1350	1 C 15; C15; C16	F.111	S 15 C		C15
1		1.0347	DC03; RRSt; RRSt 13	CR2; CR3; CS3; 1449 3 CR; 1449 2 CR	E	1146	FeP 02; FeP 03	AP 02; AP02; FeP03	SPCD; CR 3	08Ju	DC03
1	K01500; K01702; K02401; K02502; K03000; A570.36	1.0038	S235JR; S235JRG2; RSt 37-2; Fe 360 B	Fe 360 B FU; 37/23 CR; 37/23 CS; 37/23 HR; 37/23 HS; HFW 3; HFS 3; 40 B	E 24-2 NE	1312	Fe 360 B FN	AE 235 B FN; AE 235 B FU; Fe 360 B FN; Fe 360 B FU	SS 330; SS 34	St3ps; St3sp	S235JR
1	J03001	1.0446	GE240; GS-45	A 1					230-450; 230-450 W	25L-3	GE240
2	1035; G10350	1.0501	C35G; C 35 G	080 M 30; En 5; 080 M 36	C 35; AF 55; 1 C 35; XC 38	1572; 1550	C 35; 1 C 35	F.113	S 35 C; S 35 CM		C35G
2	1035; G10350	1.1183	C35G; C 35 G; Cf 35	080 A 35	XC 38 TS	1572	C 36; C 38	F.1130; C 35 k	S 35 C; S 35 CM	35	C35G
2	1039; G10390	1.1157	40Mn4; 40 Mn 4		35 M 5					40G	
2	1040; G10400	1.0511	C40; C 40	En 8; 080 M 40	AF 60; C 40; 1 C 40		C 40; 1 C 40	F.114.A			C40
2	1045; 1045 H; 1042; G10450; H10450; G10420	1.1191	C45E; Ck 45	080 H 46; 080 M 46	C45RR; XC 45; XC 48 H-1	1672	C 45	F.1140; F.1142; C 45 k; C48 k	S 45 C; S 45 CM; S 48 C	45	C45E
2	1025; G10250	1.1158	C25E; Ck 25	070 M 26	2 C 25; XC 25		C 25	F.1120; C 25 k	S 25 C; S 28 C	25	C25E

Material Group No.	USA	Germany		U.K.	France	Sweden	Italy	Spain	Japan	Russia	EURONORM
	AISI/SAE/ UNS/ ASTM/AA	Werkstoff	DIN	BS	AFNOR	SS	UNI	UNE	JIS	GOST	EN
2	1043; 1045; G10430; G10450	1.0503	C45; C 45	080 M 46	C 45; AF 65; C 45; 1 C 45	1650	C 45; 1 C 45	F.114	S 45 C; S 45 CM	45	C45
2	1050; 1055; G10500; G10550	1.1213	C53G; C53E; Cf 53		XC 48 TS		C 53		S 50 C; S 50 CM	50	
2	1140; G11400	1.0726	35S20; 35 S 20	212 M 36	35 MF 4	1957		F.210.G; 35 MnS 6; F.2131			35S20; 8M
2	1139; 1146; G11390; G11460	1.0727	46S20; 45 S 20		45 MF 4						46S20
2	K12000	1.0553	S355J0; St 52-3 U; Fe 510-C	50 C	E 36-3		Fe 510 C FN	AE 355 C	SCC 3		S355J0
2		1.0551	S355JRC								S355JRC
2	K02700; K02803; K03103; K03300; K12437	1.0473	P355GH; 19 Mn 6		A 52 CP	2101; 2102	Fe E 355-2	A 52 RC I, RA II	SGV 410; SGV 450; SGV 480		P355GH
2		1.0416	C18D; GS-38		20-400 M	1306					C18D
2	K12447	1.0577	S355J2; S355J2G4; Fe 510 D2		A 52 FP	2107		A 52 RB II; AE 355 D			
2	1049; 1050; G10490; G10500	1.1206	C50E; Ck 50	080 M 50	XC 50; 2 C 50	1674	C 50			50	C50E
2	1330; 1527; G13300; G15270	1.1170	28Mn6	150 M 19; En 14 A; En 14 B	20 M 5		C 28 Mn		SCMn 1	30G	28Mn6
2	1034; 1035; 1038; G10340; G10350; G10380; C 1034	1.1181	C35E; Ck 35	080 M 30; En 5; 080 M 36	XC35RR; XC32; XC 35; XC 38 H 2; XC 38 H 1; 2 C 35	1572	C 35	F.1130; C 35 k	S 35 C; S 35 CM; S 38 C	35	C35E
2		1.1180	C35R; Cm 35	080 A 35	XC 38 H 1 u; Cm 35		C 35	F.1135; C 35 k-1			C35R
2	1030; G10300	1.1178	C30E; Ck 30	080 M 30; En 5	XC 32		C 30	2 C 30	S 30 C; S 30 CM		C30E
2	1049; 1050; G10490; G10500	1.0540	C50	En 43 A; 080 M 50	C50	1674	C 50	1 C 50	S 50 C		C50
2	1536; G15360	1.1166	34Mn5					TO.B	SMn 433 H; SMn 433 HRCH; SMn 433 RCH; SMn 1 H		
2	1025; G10250	1.0406	C25	070 M 26	1 C 25		C 25; 1 C 25				
2		1.0723	15S22; 15 S 20	210 A 15; 210 M 15		1922		F.210F; F.210.F	SUM 32		
2		1.1730	C45U; C45W; C 45 U; C 45 U								C45U
3	1045; 1049; G10450; G10490	1.1201	C45R; Cm 45	080 M 46	3 C 45; XC 42 H 1; XC 48 H 1 u	1660	C 45	F.1145; F.1147; C 45 k-1; C 48 k-1	S 45 C; S 45 CM	45	C45R
3	1040; G10400	1.1186	C40E; Ck 40	080 M 40; En 8	2 C 40; XC 42 H 1		C 40		S 40 C	40	C40E

Material Group No.	USA	Germany		U.K.	France	Sweden	Italy	Spain	Japan	Russia	EURONORM
	AISI/SAE/ UNS/ ASTM/AA	Werkstoff	DIN	BS	AFNOR	SS	UNI	UNE	JIS	GOST	EN
3	1074; 1075; G10740; G10750	1.0614	C76D; C 76 D; D 75-2		XC 75		3 CD 75			75	C76D
3	1095; G10950	1.0618	C92D; C 92 D; D 95-2	95 HS; 95 CS	XC 90		3 CD 95				C92D
3	1086; G10860	1.0616	C86D; C 86 D; D 85-2	80 HS; 80 CS	XC 80		C 85; 3 CD 85				C86D
3		1.1165	G28Mn6; GS-30 Mn 5	A 5; A 6				30 Mn 5; AM 30 Mn 5; F.120.D; F.8211; F.8311	SCMn 2	27ChGSNMDTL; 30GSL	G28Mn6
3	K01700; K02001; K02200; K02201; A 516 Gr.70; A 515 Gr. 70; A 414 Gr.F; A 414 Gr.G	1.0481	P295GH; 17Mn4; 17 Mn 4	224-469 B	A 48 CP; A 48 AP	2102	Fe 295	A 47 RC I; RA II	SG 365; SGV 410; SGV 450; SGV 480; SPV 315; SG 37; SGV 42; SGV 46; SGV 49; SPV 32	14G2	P295GH
3	1043; 1045; G10430; G10450	1.0503	C45; C 45	080 M 46	C 45; AF 65; C 45; 1 C 45	1650	C 45; 1 C 45	F.114	S 45 C; S 45 CM		C45
3	1335; 1335 H; 1541; 1541 H; G13350; G15410; H13350; H15410	1.1167	36Mn5; 36 Mn 5	150 M 36	40 M 5; 35 Mn 5	2120		F. 1203-36 Mn 6; F. 8212-36 Mn 5	SMn 438; SMn 438H; SCMn 3	35G2; 35GL	36Mn5
3	1045; 1045 H; 1042; G10450; H10450; G10420	1.1191	C45E; Ck 45	089 H 46; 080 M 46	C45RR; XC 45; XC 48 H 1	1672	C 45	F.1140; F.1142; C 45 k; C 48 k	S 45 C; S 45 CM; S 48 C	45	C45E
3		1.1303	38MnVS6; 38 MnVS 6								38MnVS6
4	1055; G10550	1.0535	C55	070 M 55; En 9	C54; 1 C 55; AF 70; C 55	1655	C 55; 1 C 55	F.115	S 55 C; S 55 C-CSP; S 55 CM	55	C55
4	1055; G10550	1.1203	C55E; Ck 55	070 M 55; En 9	C50RR; XC 54; XC 50; 2 C 55; XC 55 H 1	1655	C 55	F.1150; C 55 K	S 55 C; S 55 C-CSP; S 55 CM	55	C55E
4	1060; G10600	1.0601	C60	060 A 62; En 43 D	C60; 1 C 60		C 60; 1 C 60		S 58 C; S 60-C-CSP; S 60 CM; S 65 C-CSP; S 65 CM	60; 60G	C60; 43D
4	1070; G10700	1.1231	C67S; Ck 67	060 A 67; 080 A 67; En 43 E	C68RR; XC 68	1770	C 67		S 70 C-CSP; S 70 CM	65GA; 68GA	C67S
4	1074; 1075; 1078; G10700; G10750; G10780	1.1248	C75S; Ck 75	060 A 78; 80	C75RR; XC 75	1774	C 75		S 75 CM	75A	C75S
4	1095; G10950	1.1274	C100S; Ck 101	95	C100RR; XC 100	1870	C 100		SK 95 -CSP		C100S
4	W112; W1; T72301	1.1563	C125U; C 125 W		Y2 120; C120E3U		C 120 KU	F.5123; C 120	SK 120; SK 120 M; SK 2; SK 2 M; TC 120	U12-1	C125U

Material Group No.	USA	Germany		U.K.	France	Sweden	Italy	Spain	Japan	Russia	EURONORM
	AISI/SAE/ UNS/ ASTM/AA	Werkstoff	DIN	BS	AFNOR	SS	UNI	UNE	JIS	GOST	EN
4	1086; G10860	1.1269	C80S; Ck 85; C 85 E		C90RR; XC 90		C 85		SK 85-CP	85A	C80S
4	1055; G10550	1.1209	C55R; Cm 55	070 M 55; En 9	3 C 55; XC 55 H 1		C 55	F.1155; C 55 k-1			C55R
4	1074; 1075; G10740; G10750	1.0605	C75	060 A 78	C 75		C 75			75	
4	1070; G10700	1.0603	C67	060 A 67; 080 A 67; En 43 E; 1449 70 HS	C68; XC 65		C 67		S 70 C-CSP; S 70 CM		C67
4		1.1219	C56E2; Cf 54						C56E2; S55C		C56E2
5	1055; G10550	1.1220	C56D2; C 56 D 2		C 56 D 2						C56D2
5		1.1217	C90S; C 90 S	CS95	C90RR; XC 90; XC90; C90E2U				SK 95		C90S
5	1060; 1064; G10600; G10640	1.1221	C60E; Ck 60	060 A 62; 070 M 60; En 43 D	C60RR; XC 60; X 65; 2 C 60	1678	C 60		S 58 C; S 60 C-CSP; S 60 CM; C 65 C-CSP; C 60 CM	60GA	C60E
5	1055; G10550	1.1203	C55E; Ck 55	070 M 55; En 9	C50RR; XC 54; XC 50; XC 55 H 1; 2 C 55	1655	C 55	F.1150; C 55 k	S 55 C; S 55 C-CSP; S 55 CM	55	C55E
6	9260; G92600	1.5028	65Si7; 65 Si 7		60 S 7				50 P 7; SUP 6; SUP 6 M; SUP 7; SWOSM	60S2G	
6	9260 H; H92600; 9260; G92600	1.5027	60Si7	251 A 60; 251 H 60	60 S 7		60 Si 7	F.144.B; F.1441		60S2	
6	9255; G92550	1.5026	56Si7; 56 Si 7; 55Si7; 55 Si 7	251 A 58; En 45 A	55 S 7	2085; 2090	55 Si 7	F.144; F.144.A; 56 Si 7; F.1440		55S2; 60S2	565Si7; 55Si7
6	9255; G22550	1.5025	51Si7; 51 S 7		50S7; 51 Si 7		48 Si 7; 50 Si 7	F.145.B			51Si7
6		1.5024	46Si7		45 S 7; Y 46 S 7; 46 SI 7			F.1451			46Si7
6	G50986; ASTM Grade E50100; ASTM Grade G15116; SAE E50100	1.3501	100Cr2; 100 Cr 2	GCr6; B00040; GCr4	100C2					SchCh4	
6	K21390; K21590; ASTM A 182 F22	1.7380	10CrMo9-10; 10 CrMo 9 10	622; 622-490; 622/515; 622/690	12 CD 9-10; 10 CD 9.10	2218	12 CrMo 9 10	TU.H	SCMQ4E; SCMV 4; SFVA F 22.A; SFVA F 22.B; SFVCM F22B; STBA 24; STFA 24; STPA 24	12Ch8	10CrMo9-10
6	O2; T31502	1.2842	90MnCrV8; 90 MnCrV 8	BO 2; BO2	90 MnV 8; 90 MV 8		90 MnVCr 8 KU	90 MnCrV 8; F.5229			90MnCrV8
6		1.2550	60WCrV7; 60 WCrV 7	BS1; BS 1	55 WC 20	2710	55 WCrV 8 KU; 58 WCr 9 KU	60 WCrSiV 8; F.5242			60WCrV7
6		1.2241	51CrMnV4; 51 CrV 4; 50 CrV 4								
6	L2; T61202	1.2210	115CrV3; 115 CrV 3		100 C 3		107 CrV 3 KU	F.520.L; F.5125			115CrV3

Material Group No.	USA	Germany		U.K.	France	Sweden	Italy	Spain	Japan	Russia	EURONORM
	AISI/SAE/ UNS/ ASTM/AA	Werkstoff	DIN	BS	AFNOR	SS	UNI	UNE	JIS	GOST	EN
6		1.2419	105WCr6; 105 WCr 6	105WC 13	105 WCr 5; 105 WC 13	2140	107 WCr 5 KU	F.5233; 105 WCr 5	SKS 2; SKS 2 M; SKS 3; SKS 31	ChW1G; ChWG	105WCr6
6	4820; 5120; 5120H; G48200; G51200; H51200	1.7147	20MnCr5; 20 MnCr 5	150 M 19	20 MC 5	2172	20 MnCr 5; Fe52	F.150.D	SMnC 420 H; SMnC 420 RCH; SMnC 21 H	18ChG	20MnCr5
6	9255; G92550	1.0904	55Si7; 55 Si 7	250A53	55 S 7	2085	55 Si 8	56 Si 7			
6	9254; G92550	1.0904	55Si7; 55 Si 7	250 A 53	55 S 7	2090					
6	9262; G95620	1.0961	HDT 450 F; S340 MGC		60 SC 6		60 SiCr 8	60 SiCr 8; F.1442		60S2; 55S2; 50ChFA	
6	4135; 4137; 4135H; 4137H; G41350; G41370; H41350; H41370	1.7220	34CrMo4; GS34 CrMo 4; G34 CrMo 4	708 A 30	34 CD 4; 34CrMo4RR; 35 CD 4;	2234	34 CrMo 4 KB; 35 CrMo 4	35 CrMo 4 DF; F.125.A; F.125.B; F.1254; F.1250	SCM 435 H; SCM 435 HRCH; SCM 435 M; SCM 435 RCH; SCM 435TK; SCM 3 H; STKS 3	35ChM; AS38ChGM	34CrMo4
6		1.5120	38MnSi4; 38 MnSi 4								
6	L3; T61203	1.2067	102Cr6; 102 Cr 6; 100Cr6	BL 3; BL3	100Cr6RR; 100 C 6; 100Cr6; Y 100 C 6		102 Cr 6 KU	F.5230; 100 Cr 6	SUJ 2	Ch	102Cr6
6	L1	1.2108	90CrSi5; 90 CrSi 5			2092	105 WCr 5				90CrSi5
6	P20; T51620	1.2330	35CrMo4; 35 CrMo 4	708 A 37	34 CD 4	2234	35 CrMo 4				35CrMo4
6	O1; T31501	1.2510	100MnCrW4; 100 MnCrW 4	BO1; BO0; BO 1; BO 0	90MnWCrV5; 90 MWCV 5; 8 MO 8	2140	95 MnWCr 5 KU; 10 WCr 6	F.522.A; F.5220; 95 MnCrW5; 105 WCr 5	SKS 31		100MnCrW4
6	S1; T41901	1.2542	45WCrV7; 45 WCrV 7	BS1; BS 1	45 WCrV 8; 45 WCrV 20	2710	45 WCrV 8 KU	F.524; F.5241; 45 WCrSi 8		5ChW25F	45WCrV7
6	L6; T61206	1.2713	55NiCrMoV6; 56NiCrMoV6; 55 NiCrMoV 6; 56 NiCrMoV 6	BH 224; BH 225	55 NCDV 7			F.520.S	SKT 4	5ChNM	55NiCrMoV6
6		1.2721	50NiCr13		55 NCV 6	2550		F.528			
6	E52100; G52986	1.3505	100Cr6; 100 Cr 6	2 S.135; 535 A 99	100Cr6RR; 100 C 6; 100Cr6	2258	100 Cr 6	F.131; 100 Cr 6; F.1310	SUJ 2; SUJ 4	SchCh 15	100Cr6
6	K11820; K12020; K12320; A204 Grade A; A182 Grade F1	1.5415	16Mo3; 15 Mo 3	1503-243 B	15 D 3	2912; 16Mo3	16 Mo 3 KG; 16 Mo 3 KW; 16 Mo 5 KG; 16 Mo 5 KW	F. 2601; 16 Mo 3	STBA 12; STFA 12; STPA 12		
6	4422; G44220; J12522	1.5419	G20Mo5; 20Mo4; GS-22 Mo 4	245; B 1; B1					SCPH 11		G20Mo5
6	A 350-LF 5; K13050; K21703; K22103	1.5622	14Ni6; 14 Ni 6		16 N 6		14 Ni 6 KG; 14 Ni 6 KT	F.2641; 15 Ni 6			14Ni6
6	3415	1.5732	14NiCr10; 14 NiCr 10		14 NC 11		16 NiCr 11	15 NiCr 11	SNC 415; SNC 415 H; SNC 415 M	12ChN3A	14NiCr10

Material Group No.	USA	Germany		U.K.	France	Sweden	Italy	Spain	Japan	Russia	EURONORM
	AISI/SAE/ UNS/ ASTM/AA	Werkstoff	DIN	BS	AFNOR	SS	UNI	UNE	JIS	GOST	EN
6	3310; 3310 RH; 3312; 3316; 9315; E 3310; E 3316; E9315; G33106	1.5752	15NiCr13; 14NiCr14; 15 NiCr 13; 14NiCr14	655 M 13; 655 H 13; En 36 A	10 NC 12; 12 NC 15; 14 NC 12; 16 NC 12; 16 NCD 13			15 NiCr 11; F.1540	SNC 815 H; SNC 815 HRCH; SNC 815 RCH; SNC 22 H		15NiCr13
6		1.7262	15CrMo5; 15 CrMo 5		12 CD 4			12 CrMo 4; F.150.J; F155; F.1551	SCM 415 H; SCM 415 HRCH; SCM 415 M; SCM 415 RCH; SCM 415 TK; SCM 21 H		15CrMo5
6		1.6587	17CrNiMo6; 17 CrNiMo 6	820A16	18 NCD 6			14 NiCrMo 13			
6	9310; 9310H; 9310 RH; E 9310 H; G93106; H93100; H93106	1.6657	14NiCrMo13-4; 14 NiCrMo 13 4	832 H 13; 832 M 13; S.157; En 36 C	16 NCD 13		15 NiCrMo 13; 16 NiCrMo 12	14 NiCrMo 13; 14 NiCrMo 13-1; F.1560; F.1569			
6	5015; G50150	1.7015	15Cr3; 15 Cr 3	523 M 15	12 C 3; 15Cr2RR; 15 C 2				SCr 415; SCr 415 H; SCr 415 HRCH; SCr 415 RCH; SCr 21 H	15Ch	15Cr3
6	5132; 5132 H; G51320; H51320	1.7033	34Cr4; 34 Cr 4	530 A 32; 530 H 32; 530 M 32	32 C 4		34 Cr 4; 34 Cr KB	35 Cr 4; F.8221	SCr 430; SCr 430 H; SCr 430 HRCH; SCr 430 RCH; SCr 2 H	35Ch	34Cr4
6	5140; 5140 H; 5140 RH; G51400; H51400	1.7035	41Cr4; 41 Cr 4	530 A 40; 530 M 40; 530 H 40; En 18	42 C 4		41 Cr 4; 41 Cr 4 KB	41 Cr 4 DF; F.1211; F.1202	SCr 440; SCr 440 H	40Ch	41Cr4
6	5140; G51400	1.7045	42Cr4; 42 Cr 4	530 A 40	42 C 4 TS	2245	41 Cr 4	42 Cr 4	SCr 440		
6	5115; 5117; G51150; G51170	1.7131	16MnCr5; 16 MnCr 5	527 M 17; 590 H 17; 590 M 17	16MnCr5RR; 16 MC 5	2173	16 MnCr 5	F.1516		18ChG	16MnCrS5
6		1.7139	16MnCrS5; 16 MnCrS 5		BGH 7139; BOHLER E 411; VW 4221; OPEL QS1916; PROCONS 7139; E411; SES	2127					16MnCrS5
6	5155; 5155 H; 5150; G51550; H51550; G51600	1.7176	55Cr3; 55 Cr 3	525 A 58; 525 A 60; En 48	55 C 3; 55Cr3	2253	55 Cr 3	F.1431	SUP 9; SUP 9 A; SUP 9 M	50ChGA	55Cr3
6	4142; G41420	1.7223	41CrMo4; 41 CrMo 4		MOC 2; V320		41 CrMo 4	42 CrMo 4	SNB 22-1	40ChFA	
6	4140; 4140 H; 4140 RH; 4142; 4142 H; 4145; G41400; H41400; G41420; H41420; K14248; K14047	1.7225; 1.7227	42CrMo4; 42CrMo4V; 42 CrMo 4; 42 CrMo 4 V	708 M 40; 709 M 40; En 19; En 19 A	42 CD 4; 40 CD 4; 42CrMo4RR	2244; 42CrMo4	42 CrMo 4; 38 CrMo 4 KB; 41 CrMo 4	TO.D; TU.L	SCM 440 H; SCM 440 HRCH; SCM 440 M; SCM 440 RCH; SCM 440 TK; SNB 7 Class 2; SCM 4 H; SNB 22-1	40ChFA	42CrMo4

Material Group No.	USA	Germany		U.K.	France	Sweden	Italy	Spain	Japan	Russia	EURONORM
	AISI/SAE/ UNS/ ASTM/AA	Werkstoff	DIN	BS	AFNOR	SS	UNI	UNE	JIS	GOST	EN
6	4147; 4147 H; 4150; 4150 H; 8650; 8650 H; G41470; G41500; G86500; H41470; H41500; H86500	1.7228	50CrMo4; 50 CrMo 4	708 M 40; 708 A 47		2512	653 M 31		SCM 445 H; SCM 445 HRCH; SCM 445 RCH; SCM 5 H		50CrMo4
6	8620; G86200	1.7321	20MoCr4; 20 MoCr 4			2625				BGH 7321; E320; SIQUAL 7321	20MoCr4
6	K11547; K11562; K11564; K11757; K11789; K12052; ASTM A182 F12	1.7335	13CrMo4-5; 13 CrMo4 4	620; 620-440; 620-470; 620-540; 621	15 CD 4-05	2216	14 CrMo 3; 14CrMo4 5	TU.E; TU.F; F.2631; 14 CrMo 4 5	SCMV 2; SFVA 12; STBA 22; STFA 22; STPA 20; STPA 22	12ChM; 15ChM	13CrMo4-5
6	K21390; K21590; ASTM A182 F22	1.7380	10CrMo9-10; 10 CrMo 9 10; GS-12CrMo9-10; GS-12 CrMo 9 10; G 12 CrMo9-12	622; 622-490; 622/515; 622/690; 1502-622	12 CD 9-10; 10 CD 9.10	2218	12 CrMo 9; 12 CrMo 10	TU.H	SCMQ 4 E; SCMV 4; SFVA F 22 A; SFVA F 22 B; SFVCM F 22 B; STBA 24; STFA 24; STPA 24	12Ch8	10CrMo9-10
6		1.7715	14MoV6-3; 14 MoV 6 3	1503-660-440				13 MoCrV 6			
6	E71400; K24065; K24728; A355 Class A	1.8509	41CrAlMo7-10; 41CrAlMo7; 41 CrAlMo 7	905 M 39; En 41 B	40 CAD 6.12	2940	41 CrAlMo 7	F.174; 41 CrAlMo 7; F1740	SACM 645; SACM 1	38Ch2MJuA	41B
6		1.6566	17NiCrMo6-4								17NiCrMo6-4
6	P20+S	1.2312	40CrMnMoS8-6		40 CMD 8 S						
6		1.7149	20MnCrS5; 20 MnCrS 5								20MnCrS5
6	P20+Ni	1.2738	40CrMnNiMo8-6-4; 40 CrMnNiMo 8 6 4		40 CMND 8					40Ch2GNM	40CrMnNiMo8-6-4
6		1.2311	40CrMnMo7; 40 CrMnMo 7		40 CMD 8		35 CrMo 8 KU	F.5302			40CrMnMo7
6		1.7238	49CrMo4; 49 CrMo 4								
6	4150; G41500	1.7701	52CrMoV4; 51CrMoV4; 51 CrMoV 4		51 CDV 4; 51CrMoV4		51 CrMoV 4				51CrMoV4
6		1.7337	16CrMo4-4; 16 CrMo 4 4				A 18 CrMo 45 KW		SCM 415 M; SCM 415; STBA 22; SFVA F12		
6		1.7242	16CrMo4; 16 CrMo 4		15 CD 3.5		18 CrMo 4	F.1550; 18 CrMo 4	SCM 418 H; SCM 418 HRCH; SCM 418 RCH; SCM 418 TK		16CrMo4
6	4419; 4419 H; 4520; G44190; H44190; G45200; K11522; K11820; K12020; K12023; K12320; K12821	1.5423	16Mo5				16 Mo 5 KG; 16 Mo 5 KW	TU.D; F.2602	SB 450 M; SB 480 M; SB 46 M SB 49 M		
6										30ChGSA	

Material Group No.	USA	Germany		U.K.	France	Sweden	Italy	Spain	Japan	Russia	EURONORM
	AISI/SAE/ UNS/ ASTM/AA	Werkstoff	DIN	BS	AFNOR	SS	UNI	UNE	JIS	GOST	EN
6	HY-80; HY 80; HY80; K31820; MIL-S-21952										
6				605 M 36; En 16; En 16T							
7	4130; 4130 H; 4130 RH; G41300; H41300	1.7218	25CrMo4; 25 CrMo 4; GS-25 CrMo 4; G 25 CrMo 4	708 A 25	25 CD 4	2225	25 CrMo 4; 25 CrMo KB	F.222; F.1256	SCM 420 TK; SCM 430 M; SCM 430 RCH; SCM 430 TK; STKS 1	20ChM; 30ChM	25CrMo4
7		1.8070	21CrMoV5-11; 21 CrMoV 5 11				35 NiCr 9				
7		1.7755	GS-35 CrMoV 10 4; G35 CrMoV 10-4								
7		1.7733	24CrMoV5-5		20 CDV 6		21 CrMoV 5 11				
7	4340; 4340 H; 9850; G43400; G98500; H43400; K23028	1.6565	40NiCrMo6; 40 NiCrMo 6	817 M 40; En 24				F.1275; 40 NiCrMo 7	SNB 24-1; SNB 24-2; SNB 24-3; SNB 24-4; SNB 24-5; SNCM 439 RCH	40Ch2N2MA	40NiCrMo6
7	8640; 8640 H; 8740; 8740 H; 8742; G86400; G87400; G87420; H86400; H87400; K11640	1.6546	40NiCrMo2-2; 40 NiCrMo 2 2		40 NCD 2; 40 NCD TS		40 NiCrMo 2; 40 NiCrMo 2 KB	40 NiCrMo 2 DF; F.1205; F.1204; TO.E	SNCM 240; SNCM 240 RCH	38ChGNM	
7	8617; 8617 H; 8620; 8620 H; 8620 RH; 8617; G86170; G86200; H86170; H86200; K12147	1.6523	20NiCrMo2-2; 21NiCrMo2; 21 NiCrMo 2	805 H 20; 805 M 20; 806 M 20; En 362	20 NCD 2	2506	20 NiCrMo 2	20 NiCrMo 2; 20 NiCrMo 3-1; F.1522; F.1534	SNCM 220; SNCM 220 H; SNCM 220 HRCH; SNCM 220 M; SNCM 220 RCH; SNCM 21 H	20ChGNM	20NiCrMo2-2
7		1.5755	31NiCr14; 31 NiCr 14	653 M 31	18 NC 13						
7	3135	1.5710	36NiCr6; 36 NiCr 6	640 A 35	35 NC 6				SNC 236		36NiCr6
7	4340; G43400; 4337; G43370	1.6582	34CrNiMo6; 34 CrNiMo 6	816 M 6; 817 M 40	34 CrNiMo 8; 35 NCD 6	2541	35 NiCrMo 6 KB	F.1272		38Ch2N2MA	34CrNiMo6
7		1.8519	31CrMoV9; 31 CrMoV 9							30Ch3MF	31CrMoV9
7	8630	1.6545	30NiCrMo2-2; 30 NiCrMo 2 2		30 NCD 2		30 NiCrMo 2 KB				
7	4340; G43400	1.6580	30CrNiMo8	823 M 30	30 CND 8; 30 NCD 8			30 CrNi Mo 8	SNCM 431		
7	K01907	1.5217	20MnV6; 20 MnV 6 N	55 C; GR 55; Grade 55	20MV6; TS E 455 4; TU E 455 4						20MnV6; S460
7	300M; 4340M; K44220	1.6928	41SiNiCrMoV7-6	S 155							
8		1.8523	40CrMoV13-9; 39CrMoV13-9; 39 CrMoV 13 9	897 M 39			36 CrMoV 12				40CrMoV13-9
8		1.8515	31CrMo12; 31 CrMo 12	722 M 24	30 CD 12	2240	32 CrMo 12	F.1712; F.124.A			31CrMo12; 40B

Material Group No.	USA	Germany		U.K.	France	Sweden	Italy	Spain	Japan	Russia	EURONORM
	AISI/SAE/ UNS/ ASTM/AA	Werkstoff	DIN	BS	AFNOR	SS	UNI	UNE	JIS	GOST	EN
8		1.8161	58CrV4; 58 CrV 4								
8		1.7361	32CrMo12; 32 CrMo 12	722 M 24	30 CD 12	2240	30 CrMo 12	F.124.A			32CrMo12
8	9840; G98400	1.6511	36CrNiMo4; 36 CrNiMo 4	817 M 37; 816 M 40	40 NCD 3; 35 NCD 5		39 NiCrMo 4; 39 NiCrMo 4 KB	F.128; F.1280; 35 NiCrMo 4	SUP 10	40ChGNM; 40ChN2MA	36CrNiMo4
8	6145; 6150; 6150 H; G61500; H61500	1.8159	51CrV4; 50CrV4; 50 CrV 4	735 A 50; 735 A 51; 735 H 51; 735 M 50; En 47	50CrV4RR; 50 CV 4; 51 CV 4	2230	50 CrV 4	F.143; F.143.A; 51 CrV 4; F.1430	SUP 10; SUP 10-CSP; SUP 10 M	50ChFA; 50ChGFA	51CrV4
8	3435	1.5736	36NiCr10; 36 NiCr 10		30 NC 11				SNC 631; SNC 631 H; SNC 631 M		
8	A128 Grade A; J91109; J91129; J91139; J91149	1.3401; 1.3403	X120Mn12; X 120 Mn 12; G-X120 Mn 12	BW 10	Z 120 M 12	2183	GX 120 Mn 12	F.240.A; F.240.A1; AM-X 120 Mn 12; F.8251	SCMnH 1; SCMnH 11	110G13L	
8	4142; G41420	1.2332	47CrMo4	708 M 40	42 CD 4	2244	42 CrMo 4	42 CrMo 4	SCM; SCM 440		47CrMo4
8	4140 H; 4140 RH; 4140 HT		42CrMo4+QT								
8											
8											
8		1.8705	21MnCr6-5								
8											
9		1.6659	31NiCrMo13-4	830 M 31		2534		F.270			
9		1.5864	35NiCr18								
9											
9											
9											
9		1.8715	17MnCr5-3								17MnCr5-3
10	K71340; K81340	1.5662	X8Ni9	1501-509; 1501-510; 502-650; 509-690	9 Ni; Z 8 N 09		X 10 Ni 9; X 12 Ni 09	F.2645; XBNi 09	SL9N520; SL9N590; STBL 690; STPL 690; SL9N53; SL9N60; STBL 70; STPL 70		X8Ni9
10	2515; A2515; 2517; E2517; K41583	1.5680	X12Ni5; 12Ni19;		Z 18 N 5; Z 10 N 05; 5 Ni				SL5N590; SL5N60		X12Ni5
10	D4; T30404; D6; T30406	1.2436	X210CrW12; X 210 CrW 12	BD6	Z 200 CD 12; Z 210 CW 12-01; X210CrW12-1	2312	X 215 CrW 12 1 KU	F.5213; X210 CrW 12	SKD 2		X210CrW12
10	H13; T20813	1.2344	X40CrMoV5-1; X40 CrMoV 5 1	BH 13	X 40 CrMoV 5; Z 40 CDV 5	2242	X 40 CrMoV 5 1 1 KU	F.5318; X 40 CrMoSiV 5	SKD 61	4Ch5MF1S	X40CrMoV5-1
10	A2; T30102	1.2363	X100CrMoV5; X100CrMoV5-1; X 100 CrMoV 5 1	BA 2	X 100 CrMoV 5; Z 100 CDW 5	2260	X 100 CrMoV 5 1 KU	F.536; F.5227; X 100 CrMoV 5	SKD 12		X100CrMoV5
10	H21; T20821	1.2581	X30WCrV9-3; X30WCrV9 3	BH 21	Z 30 WCV 9		X 30 WCrV 9 3 KU	F.5323; X 30 WCrV 9	SKD 5	3Ch2W8F	X30WCrV9-3; X30WCrV9 3
10		1.2601	X165CrMoV12; X 165 CrMoV 12			2310	X165CrMoW 12KU				X165CrMoV12
10		1.2316	X36CrMo17; X38CrMo16								X38CrMo16
10	M2; T11302	1.3343	HS6-5-2; HS 6-5-2; S 6-5-2	BM 2; BM2	Z 85 WDCV 06-05-04-02; 6-5-2; HS6-5-2	2722		F.550.A; F.5604	SKH 51	R6M5	HS6-5-2

Material Group No.	USA	Germany		U.K.	France	Sweden	Italy	Spain	Japan	Russia	EURONORM
	AISI/SAE/ UNS/ ASTM/AA	Werkstoff	DIN	BS	AFNOR	SS	UNI	UNE	JIS	GOST	EN
10	H11; T20811	1.2343	X37CrMoV5-1; X38CrMoV5-1	BH 11	Z 38 CDV 5; X38CrMoV		X 37 CrMoV 5 1 KU	F.520.G; F.5137; X 37 CrMoSiV 5	SKD 6	4Ch5MFS	X37CrMoV5-1
10	H12; T20812	1.2606; 1.2605	X37CrMoW5-1; X 37 CrMoW 5 1; X35CrWMoV5; X 35 CrWMoV 5	BH 12	Z 35 CWDV 5; X35CrWMoV5		X 35 CrMoW 05 KU	F.537	SKD 62	5ChNM	X37CrMoW5-1; X35CrWMoV5
10	D2; T30402	1.2379	X153CrMoV12; X155CrVMo12-1; X155 CrVMo 12 1	BD 2	X 160 CrMoV 12; Z 160 CDV 12	2310	X 155 CrVMo 12 1 KU	F.520.A	SKD 10; SKD 11		X153CrMoV12
10		1.2085	X33CrS16; X 33 CrS 16		Z 35 V CD 17.S						X33CrS16
10		1.2162	21MnCr5; 21 MnCr 5		20 MC 5						21MnCr5
10		1.2767	X45NiCrMo4; 45NiCrMo16; X 45 NiCrMo 4		45 NCD 16		40 NiCrMoV 8 KU				X45NiCrMo4
10		1.2764	X19NiCrMo4; X 19 NiCrMo 4; GX19NiCrMo4								X19NiCrMo4
10	D3; T30403	1.2080	X210Cr12; X 210 Cr 12	BD 3	X200Cr12; Z 200 C 12		X 205 Cr 12 KU	F.521; F.5212; X 210 Cr 12	SKD 1	Ch12	X210Cr12
10		1.2367	X38CrMoV5-3; X 38 CrMoV 5 3								X38CrMoV5-3
10		1.6957	27NiCrMoV15-6; 26NiCrMoV14-5; 26 NiCrMoV 14 5								
10	501; 502; S50100; S50200; K41545	1.7362	X12CrMo5; X 11 CrMo 5; 12CrMo19-5; 12 CrMo 19 5					F.240.B; TU.J	SCMV 6; SFVA F 5 A; SFVA F 5 B; SFVA F 5 C; SFVA 5 D; SNB 5 Class 1; STBA 29; STFA 25; STPA 25		X12CrMo5
11	M33; T11333; M34; T11334	1.3249	HS2-9-2-8; S 2-9-2-8	BM 34				2-9-2-8; F.5611			
11	M41; T11341	1.3246	HS7-4-2-5; S 7-4-2-5		Z 110 WKCDV 07-05-04-04-02			F.5615; HS 7-4-2-5			HS7-4-2-5
11	M42; T11342	1.3247	HS2-10-1-8; S 2-10-1-8	BM 42	Z 110 DKCWV 09-08-04-02-01; 2-9-1-8; HS2-9-1-8	2716	HS 2-9-1-8	F.5617; HS 2-10-1-8	SKH 59		HS2-10-1-8
11		1.3207	HS10-4-3-10; S 10-4-3-10	BT 42	Z 130 WKCDV 10-10-04-04-03; 10-4-3-10; HS10-4-3-10		HS 10-4-3-10	F.550.B; F.5553; HS 10-4-3-10	SKH 57	R12F3K10M3-SCh	HS10-4-3-10
11	T15; T12015	1.3202	HS12-1-4-5; S 12-1-4-5	BT 15	HS12-1-4-5		HS 12-1-5-5	F.5563; HS 12-1-5-5		R13F4K5	
11		1.3243	HS6-5-2-5; S 6-5-2-5	BM 35	6-5-2-5; 6-5-2-5 HC; HS6-5-2-5; HS6-5-2-5HC; Z 85 WDKCV 06-05-05-04-02; Z 90 WDKCV 06-05-05-04-02	2723	HS 6-5-2-5	F.550.C; F.5613; HS 6-5-2-5	SKH 55	R6M5K5	HS6-5-2-5
11	M7; T11307	1.3348	HS2-9-2; S 2-9-2		Z 100 DCWV 09-04-02-02; 2-9-2; HS2-9-2	2782	HS 2 9 2	F.5607; HS 2-9-2	SKH 58		HS2-9-2
11	T4; T12004	1.3255	HS18-1-2-5; S 18-1-2-5	BT 4	Z 80 WKCV 19-05-04-01; HS 18-1-1-5		HS 18-1-1-5	F.5530; HS 18-1-1-5	SKH 3		HS18-1-2-5

Material Group No.	USA	Germany		U.K.	France	Sweden	Italy	Spain	Japan	Russia	EURONORM
	AISI/SAE/ UNS/ ASTM/AA	Werkstoff	DIN	BS	AFNOR	SS	UNI	UNE	JIS	GOST	EN
11	T1; T12001	1.3355	HS18-0-1; S 18-0-1	BT 1	18-0-1; HS 18-0-1; Z 80 WCV 18-04-01	2750	HS 18-0-1	F.5520; HS 18-0-1	SKH 2	R18	HS18-0-1
11											
11											
11											
11											
11											
11											
11			X10NiMoCrV6								
12	430 F; S43020	1.4104	X12CrMoS17; X 12 CrMoS 17		Z 13 CF 17	2383	X 10 CrS 17	F.3413	SUS 430 F		X12CrMoS17
12	S31500	1.4417	GX2CrNiMoN25-7-3			2376					GX2CrNiMoN 25-7-3
12		1.4742	X10CrAlSi18; X10CrAl18		Z 12 CAS 18			F.3113; X 10 CrAl 18	SUS 21	15Ch18SJu	X10CrAlSi18
12		1.4724	X10CrAlSi13; X10CrAl13; X 10 CrAl 13				X 10 CrAl 12	F.3152; X 10 CrAl 13		10Ch13SJu	X10CrAlSi13
12	434; S43400	1.4113	X6CrMo17-1; X 6 CrMo 17 1	434 S 17	Z 8 CD 17-01	2325		F.3116	SUS 434		X6CrMo17-1
12	HNV-6; HNV6; S65006	1.4747	X80CrNiSi20; X 80 CrNiSi 20	443 S 65	Z 80 CSN 20-02		X 80 CrSiNi 20	F.320B	SUH 4		
12	446; S44600	1.4762	X10CrAlSi25; X10CrAl24; X 10 CrAl 24		Z 10 CAS 24	2322		F.3154	SUH 446		X10CrAlSi25
12	EV 8; S63008	1.4871	X53CrMnNiN21-9; X 53 CrMnNiN 21 9	349 S 52	Z 52 CMN 21-9 Az		X 53 CrMnNiN 21 9	F.3217	SUH 35, SUH 36	55Ch20G9AN4	X53CrMnNiN21-9
12		1.4001	X7Cr14; X 7 Cr 14; G-X 7 Cr 13		Z 8 C 13 FF				SUS 4105		X7Cr14
12	440 B; S44003	1.4112	X90CrMoV18		X 89 CrMoV 18-1			SUS 440B			X90CrMoV18
12	410 S; 403; S41008; S40300	1.4000	X6Cr13; X 6 Cr 13	403 S 17	Z 8 C 12	2301	X 6 Cr 13	F.3110	SUS 403; SUS 403 FB; SUS 410 S	08Ch13	X6Cr13
12	410; S41000; S41001; CA-15	1.4006	X12Cr13; GX12Cr13; X 12 Cr 13; X 10 Cr 13	410 S 21; ANC 1 grade A; En 56 A	Z 10 C 13; Z 13 C 13	2302	X 12 Cr 13 KG; X 12 Cr 13 KW	F.3401	SUS 410; SUS 410 FB; SUS 410 TB; SUS 410 TKA; SUS 410 TKC; SUS F 410-A; SUS F 410-B; SUS F 410-C	12Ch13; 15Ch13L	X13Cr13
12	405; S40500	1.4002	X6CrAl13; X 6 CrAl 13	405 S 17	Z 8 CA 12		X 6 CrAl 13	F.3111	SUS 405; SUS 405 TB; SUS 405 TP		X6CrAl13
12	416; S41600	1.4005	X12CrS13; X 12 CrS 13	416 S 21; En 56 AM	Z 11 CF 13	2380	X12 CrS 13	F.3411	SUS 416		X12CrS13
12		1.4015	X8Cr17								
12	430; S43000	1.4016	X6Cr17; X 6 Cr 17	430 S 17; 430 S 15; 430 S 18	Z 8 C 17	2320	X 8 Cr 17	F.310.D; F.3113	SUS 430; SUS 430 TB; SUS 430 TKA; SUS 430 TKC; SUS 430 TP	12Ch17	X6Cr17
12		1.4027	GX20Cr14	ANC 1 grade B; ANC 1 grade C; 420 C 24; 420 C 29	Z 20 C 13 M				SCS 2	20Ch13L	
12	420 F; S42020	1.4028	X30Cr13; X 30 Cr 13	420 S 37; 420 S 45; En 56 C; En 56 D	Z 33 C 13 Cl; Z 33 C 13; Z 30 C 13	2304	X 30 Cr 13	F.3403	SUS 420 F; SUS 420 J 2; SUS 420 J 2-CSP; SUS 420 J 2 FB; SUS 420 J 2 TKA	30Ch13	X30Cr13

Material Group No.	USA	Germany		U.K.	France	Sweden	Italy	Spain	Japan	Russia	EURONORM
	AISI/SAE/ UNS/ ASTM/AA	Werkstoff	DIN	BS	AFNOR	SS	UNI	UNE	JIS	GOST	EN
12		1.4086	GX120Cr29; G-X 120 Cr 29	452 C 11							
12		1.4340	GX40CrNi27-4; G-X 40 CrNi 27 4								
12		1.4720	X20CrMo13; X 20 CrMo 13								
12	439; 430 Ti; S43035; S43036; XM 8	1.4510	X3CrTi17; X 6 CrTi 17		Z 4 CT 17		X 6 CrTi 17	F.3115; X 5 CrTi 17	SUS 430 LX; SUS 430 LXTB; SUS XM8TB	08Ch17T	X3CrTi17
12	446-1	1.4749	X18CrN28		Z 12 C 25						X18CrN28
12		1.4511	X3CrNb17; X 6 CrNb 17		Z 4 CNb 17		X 6 CrNb 17	F.3122; X 5 CrNb 17	SUS 430 LX; SUS 430 LXTB		X3CrNb17
12	409; S40900	1.4512	X2CrTi12; X 6 CrTi 12	LW 19; 409 S 19	Z 3 CT 12		X 6 CrTi 12	F.3121	SUH 409 L; SUS 409 LTB; SUS 409 TB		X2CrTi12
12		1.4418	X4CrNiMo16-5-1; X 4 CrNiMo 16 5		Z 6 CND 16-04-01	2387					X4CrNiMo16-5-1
12	420; S42000	1.4021	X20Cr13; X 20 Cr 13	420 S 37; 420 S 29; En 56 C	Z 20 C 13 Cl; Z 20 C 13	2303	X 20 Cr 13	F.310.J; F.3402	SUS 420 J 1; SUS 420 J 1 FB; SUS 420 J 1 TKA	20Ch13	X20Cr13
13	420; S42000; S42080	1.4031	X39Cr13; X 38 Cr 13		Z 40 C 14 Cl; Z 40 C 14	2304	X 40 Cr 14	F.3404; X40 Cr 13	SUS 420 J 2	40Ch13	X39Cr13
13		1.4922	X20CrMoV11-1; X20CrMoV12-1; X 20 CrMoV 12 1	BS 762		2317	X 20 CrMoNi 12 01				X20CrMoV11-1; X20CrMoV12-1
13		1.4923	X22CrMoV12-1; X21CrMoNiV12-1; X 22 CrMoV 12 1								X22CrMoV12-1; X21CrMoNiV12-1
13	420; S42000	1.4021	X20Cr13; X 20 Cr 13	420 S 37; 420 S 29; En 56 C	Z 20 C 13 Cl; Z 20 C 13	2303	X 20 Cr 13	F.310.J; F.3402; X 20 Cr 13	SUS 420 J 1; SUS 420 J 1 FB; SUS 420 J 1 TKA	20Ch13	X20Cr13
13	420; S42000	1.4034	X46Cr13; X 46 Cr 13		Z 44 C 14 Cl; Z 44 C 14; Z 38 C 13 M		X 40 Cr 14	F.3405; X 40 Cr 13		40Ch13	X46Cr13
13	431; S43100	1.4057	X17CrNi16-2; X 20 CrNi 17 2; X 22 CrNi 17	431 S 29; En 57	Z 15 CN 16.02 Cl; Z 15 CN 16-02	2321	X16 CrNi 16	F.313; F.3427; X 19 CrNi 17 2	SUS 431; SUS 431 FB	14Ch17N2; 20Ch17N2	X17CrNi16-2
13	CA 6-NM; S41500; J91540	1.4313	X3CrNiMo13-4; X 4 CrNi 13 4		Z 6 CN 13-04; Z 6 CN 13-4; Z 4 CND 13.4 M	2384					X3CrNiMo13-4
13		1.4122	X39CrMo17-1; X 35 CrMo 17				X 39 CrMo 17-1				X39CrMo17-1
13	422; S42200	1.4935	X20CrMoWV12-1; X 20 CrMoWV 12 1								X20CrMoWV12-1
13	HNV 3; S65007	1.4718	X45CrSi9-3; X 45 CrS 9 3; G-X 45 CrNi 9 3	401 S 45; En 52	Z 45 CS 9		X 45 CrSi 8	F.322; F.3220	SUH 1	40Ch9S2; 4Ch9S2	X45CrSi9-3
13		1.2083; 1.2083 ESR	X40Cr14; X 42 Cr 13		X40Cr14; Z 40 C 14	2314	X 41 Cr 13 KU	F.5263; X 40 Cr 13	SUS 420 J 2		X40Cr14
13	CA 6-NM; J91540	1.4317	GX4CrNi13-4; G-X 5 CrNi 13 4	425 C 11; 425 C 12	Z 4 CND 13 4 M		GX 6 CrNi 13 04		SCS 6; SCS 6X		GX4CrNi13-4
13	S13800; XM-13	1.4534	X3CrNiMoAl 13-8-2; X 3 CrNiMoAl 13 8 2	FE-PM1503							X3CrNiMoAl 13-8-2
14	15-5PH; 15-5 PH; XM-12; S15500; J92110	1.4545; 1.4545.9	X5CrNiCuNb15-5		Z 7 CNU 15-05						X5CrNiCu15-3
14	329; S31260; S32900	1.4460	X3CrNiMo27-5-2; X 4 CrNiMo 27 5 2		Z 3 CND 25-07 Az; Z 5 CND 27-05 Az	2324		F.3552; F.3309; X 8 CrNiMo 27-05; X 8 CrNiMo 26 6	SUS 329 J 1; SUS 329 J 1 FB; SUS 329 J 1 TB; SUS 329 J 1 TP	10Ch26N5M	X3CrNiMo27-5-2

Material Group No.	USA	Germany		U.K.	France	Sweden	Italy	Spain	Japan	Russia	EURONORM
	AISI/SAE/ UNS/ ASTM/AA	Werkstoff	DIN	BS	AFNOR	SS	UNI	UNE	JIS	GOST	EN
14	321; S32100	1.4541	X6CrNiTi18-10	321 S 31; LW 18; LW 24; LWCF 18; LWCF 24; 321 S 12; 321 S 50; 321 S 51; 321 S 50-490; 1010; 1115	Z 6 CNT 18-10	2337	X 6 CrNiTi 18 11; X 6 CrNiTi 18 11 KG; X 6 CrNiTi 18 11 KW; X 6 CrNiTi 18 11 KT	F.332; F.3523; X 6 CrNiTi 18 10	SUS 321	06Ch18N10T; 08Ch18N10T; 09Ch18N10T; 12Ch18N10T	X6CrNiTi18-10
14		1.4425	X2CrNiMo18-13-3								
14	316; 316H; 316 H; S31600; S31609	1.4401	X5CrNiMo17-12-2; X 5 CrNiMo 18 10	316 S 31; 316 S 33; 316 S 17; 316 S 19; 316 S 40; 316 S 41; 845	Z 6 CND 17-11; Z 6 CND 17-11-02-FF; Z 7 CND 17-11-02; Z 7 CND 17-12-02	2347	X 5 CrNiMo 17 12; X 5 CrNiMo 17 12 KG; X 5 CrNiMo 17 12 KW	F.310.A; F.3534; X 5 CrNiMo 17 12 2	SUS 316; SUS 316 A; SUS 316 FB; SUS 316 HFB; SUS 316 HTB; SUS 316 HTP; SUS 316 TB; SUS 316 TBS	08Ch16N11M3	X5CrNiMo17-12-2
14		1.4821	X20CrNiSi25-4		Z20CNS25.04						X20CrNiSi25-4
14	J92701	1.4312	GX10CrNi18-8	ANC 3 grade A; ANC 3 A; 302 C 25	Z 10 CN 18.9 M				SCS 12; SCS 13A	10Ch18N9L	
14	J92605; J93005	1.4823	GX40CrNiSi27-4; G-X 40 CrNiSi 27 4						SCH 11 X		GX40CrNiSi27-4
14		1.4585	GX7CrNiMoCuNb18-18; G-X 7 CrNiMoCuNb 18 18				X 6 CrNiMoTi 17 12				
14	347; J92640; J82710	1.4552	GX5CrNiNb19-11; G-X 5 CrNiNb 18 9	347 C 17; 821 grade Nb	Z 4 CNNb 19.10 M; Z 6 CNNb 18.10 M			AM-X 7 CrNiNb 20 10; F.8413	SCS 21; SCS 21 X		GX5CrNiNb19-11
14		1.4500	GX7NiCrMoCuNb25-20; G-X 7 NiCrMoCuNb 25-20		23 NCDU 25.20 M						
14	304; S30400	1.4301	X5CrNi18-10; X 5 CrNi 18 9	304 S 15; 304 S 31; LW 13; LW 15; LW 21; LWCF 13; LWCF 15; 302 S 17; 304 S 16; 304 S 17; 304 S 40	Z 4 CN 19-10 FF; Z 5 CN 17-08; Z 6 CN 18-09; Z 7 CN 18-09	2333; 2332	X 5 CrNi 18 10; X 5 CrNi 18 10 KG; X 5 CrNi 18 10 KW; X 5 CrNi 18 10 KT	F.3504; X 5 CrNi 18 10	SUS 304; SUS 304 A; SUS 304-CSP; SUS 304 FB; SUS 304 TB; SUS 304 TBS; SUS 304 TKA; SUS 304 TKC	08Ch18N10	X5CrNi18-10
14	304L; 304 L; S30403; J92500; J92600	1.4306; 1.4309	X2CrNi19-11; GXCrNi19-11	304 S 11; LW 20; LWCF 20; S.536; T.74; 304 C 12; 305 S 11	Z 1 CN 18-12; Z 2 CN 18-10; Z 3 CN 19.10 M; Z 3 CN 18-10; Z 3 CN 19-11; Z 3 CN 19-11 FF	2352	X 3 CrNi 18 11; X 2 CrNi 18 11; GX 2 CrNi 19 10	F.310.G; F.3503; X 2 CrNi 19 10; AM-X 2 CrNi 19 10; F.8412	SCS19	03Ch18N11	X2CrNi19-11; GXCrNi19-11
14	304H; 304 H; CF-8; J92590; J92600; J92650; J92710	1.4308	GX5CrNi19-10; G-X 6 CrNi 18 9	304 C 15	Z 6 CN 18.10 M; Z 6 CN 19.9 M			AM-X 7 CrNi 20 10; F.8411	SCS 13; SCS 13 A; SCS 13 X	07Ch18N9L	GX5CrNi19-10; 58E
14	J92701	1.4312	GX10CrNi18-8; G-X 10 CrNi 18 8	ANC 3 grade A; ANC 3 A; 3025 S 25	Z 10 CND 18.9 M				SCS 12	10Ch18N9L	GX10CrNi18-8
14	S32304	1.4362	X2CrNiN23-4; X 2 CrNiN 23 4		Z 3 CN 23-04 Az	2327					X2CrNiN23-4
14	201; S20100	1.4372	X12CrMnNiN17-7-5		Z 12 CMN 17-07 Az				SUS 201		X12CrMnNiN 17-7-5

Material Group No.	USA	Germany		U.K.	France	Sweden	Italy	Spain	Japan	Russia	EURONORM
	AISI/SAE/ UNS/ ASTM/AA	Werkstoff	DIN	BS	AFNOR	SS	UNI	UNE	JIS	GOST	EN
14	316; S31600	1.4436	X3CrNiMo17-13-3; X 5 CrNiMo 17 13 3	316 S 31; 316 S 33; LW 23; LWCF 23; 316 S 19; 316 S 40; 316 S 41; 1.4436	Z 6 CND 18-12-03; Z6 CND 18-13; Z 7 CND 18-12-03	2343	X 5 CrNiMo 17 13; X 8 CrNiMo 17 13	F.3538; X 5 CrNiMo 17 13 3	SUS 316; SUS 316 A; SUS 316 FB; SUS 316 TB; SUS 316 TBS; SUS 316 TKA; SUS 316 TKC; SUS 316 TP		X3CrNiMo17-13-3
14	316L; 316 L; S31603; J92700; J92800	1.4404	X2CrNiMo17-12-2; X2CrNiMo17-13-2; X 2 CrNiMo 17 12 2; X 2 CrNiMo 17 13 2	316 S 11; 316 S 13; 316 S 14; 316 S 30; S.161; S.537; T.75	Z 2 CND 17-12; Z 3 CND 17-11-02; Z 3 CND 17-12-02; Z 3 CND 17-12-02 FF; Z 3 CND 18-12-03	2348	X 2 CrNiMo 17 12	F.310.K; F.3533; F.3537	SUS 316 L; SUS 316 LFB; SUS 316 LTBS; SUS 316 LTP; SUS 316 F 316 L		X2CrNiMo17-13-2
14	316LN; 316 LN; S31653	1.4406	X2CrNiMoN17-11-2; X2CrNiMoN17-12-2; X 2 CrNiMoN 17 12 2	316 S 61; 316 S 63	Z 2 CND 17-11 Az		X 2 CrNiMoN 17 12	F.3542; X 2 CrNiMoN 17 12 2	SUS 316 LN; SUS F 316 LN		X2CrNiMoN 17-11-2
14	CF-8M; J92900	1.4408	GX5CrNiMo 19-11-2; G-X 6 CrNiMo 18 10	ANC 4 grade B; ANC 4 B; 316 C 16; 845 grade B				AM-X 7 CrNiMo 20 10; F.8414	SCS 14; SCS 14 A; SCS 14 X	07Ch18N10G2S2M2L	GX5CrNiMo 19-11-2
14	S32750	1.4410	X2CrNiMoN25-7-4; X 10 CrNiMo 18 9		Z 5 CND 25-06 Az	2328					X2CrNiMoN 25-7-4
14	316LN; 316 LN; S31563	1.4429	X2CrNiMoN17-13-3; X 2 CrNiMoN 17 13 3	316 S 63; 1.4429	Z 3 CND 17-12 Az	2375	X 2 CrNiMoN 17 13	F.3543; X 2 CrNiMoN 17 13 3	SUS 316 LN; SUS F 316 LN		X2CrNiMoN 17-13-3
14	316L; 316 L; S31603; J92800	1.4435	X2CrNiMo18-4-3; X 2 CrNiMo18 14 3	316 S 13; 316 S 11; 316 S 14; 316 S 31; LW 22; LWCF 22; 845 B	Z 3 CND 17-12-03; Z 3 CND 18-14-03	2353	X 2 CrNiMoN 17 13; X 2 CrNiMoN 17 13 KG; X 2 CrNiMoN 17 13 KW	F.3533-X2 CrNiMo 17 13 2	SUS 316 L; SUS 316 LFB; SUS 316 LTBS; SUS 316 LTP; SUS F 316 L	O3Ch17N14M3	X2CrNiMo18-4-3
14	S31726	1.4439	X2CrNiMoN17-13-5; X 2 CrNiMoN 17 13 5		Z 3 CND 18-14-05 Az			F.3544; X 2 CrNiMoN 17 13 5			X2CrNiMoN 17-13-5
14	317; S31700	1.4449	X3CrNiMo18-12-3	317 S 16			X 5 CrNiMo 18 15		SUS 317; SUS 317 TB; SUS 317 TP; SUS F 317		X3CrNiMo18-12-3
14	329; S31260; S32900	1.4460	X3CrNiMoN27-5-2; X 4 CrNiMoN 27 5 2		Z 5 CND 27-05 Az; Z 3 CND 25-07 Az	2324		F.3552; F.3309; X 8 CrNiMo 27-05; X 8 CrNiMo 26 6	SUS 329 J 1; SUS 329 J 1 FB; SUS 329 J 1 TB; SUS 329 J 1 TP	10Ch26N5M	X3CrNiMoN27-5-2
14	S31803; S31260; S32900	1.4462	X2CrNiMoN22-5-3; X 2 CrNiMoN 22 5 3	318 S 13; 1.4462	Z 2 CND 24-08 Az; Z 3 CND 25-06-03 Az; Z 3 CND 25 -05 Az	2377			SUS 329 J 3 L; SUS 329 J 3 LTB; SUS 329 J 3 LTP		X2CrNiMoN22-5-3
14	631; 17-7PH; 17-7 PH; S17700	1.4568; 1.4564; 1.4504	X7CrNiAl17-7; X 7 CrNiAl 17 7	301 S 81	Z 9 CNA 17-07; Z 8 CNA 17-07	2388		X 2 CrNiMo 17 12	SUS 631; SUS 631 J 1; SUS 631-CSP	09Ch17N7Ju1	X7CrNiAl17-7
14	443; 444; S44300; S44400	1.4521	X2CrMoTi18-2; X 2 CrMoTi 18 2		Z 3 CDT 18-02; Z 3 CDT 18-2	2326		F.3123; X 2 CrMoTiNb 18 2	SUS 444; SUS 444 TB; SUS 444 TP		X2CrMoTi18-2
14	904L; 904 L; N08904	1.4539	X1NiCrMoCu25-20-5; X 1 NiCrMoCuN 25 20 5	904 S 13	Z 2 NCDU 25-20	2562					X1NiCrMoCu 25-20-5
14	630; 17-4PH; 17-4 PH; S17400	1.4542	X5CrNiCuNb16-4; X 5 CrNiChNb 17 4		Z 7 CNU 15-05; Z 7 CNU 16-04; Z 7 CNU 17-04				SUS 630; SUS 630 FB; SUS F 630		X5CrNiCuNb16-4
14	S31254	1.4547	X1CrNiMoN20-18-7			2378					X1CrNiMoN 20-18-7

Material Group No.	USA	Germany		U.K.	France	Sweden	Italy	Spain	Japan	Russia	EURONORM
	AISI/SAE/ UNS/ ASTM/AA	Werkstoff	DIN	BS	AFNOR	SS	UNI	UNE	JIS	GOST	EN
14	631; 17-7PH; 17-7 PH; S17700	1.4568	X7CrNiAl17-7; X 7 CrNiAl 17 7	301 S 81	Z 9 CNA 17-07; Z 8 CNA 17-07	2388		X 2 CrNiMo 17 12	SUS 631; SUS 631 J 1; SUS 631-CSP	09Ch17N7Ju1	X7CrNiAl17-7
14	316 Ti; S31635	1.4571	X6CrNiMoTi17-12-2; X 6 CrNiMoTi 17 12 2	320 S 31; 320 S 18	Z 6 CNDT 17-12	2350	X 6 CrNiMoTi 17 12; X 6 CrNiMoTi 17 12 KG; X 6 CrNiMoTi 17 12 KW	F.310.B; F.3535; X 6 CrNiMoTi 17 12 2	SUS 316 Ti; SUS 316 TiTB; SUS 316 TiTP	08Ch16N11M3T; 08Ch17N13M2T; 10Ch17N13M2T	X6CrNiMoTi 17-12-2
14	309S; 309 S; 309; S30908; S30900	1.4833	X12CrNi23-13; X 7 CrNi 23 14	309 S 24	Z 15 CN 23-13; Z 15 CN 24-13		X 6 CrNi 23 14		SUS 309 S; SUS 309 S TB; SUS 309 S TP		X12CrNi23-13
14	S30415	1.4891	X4CrNiSiN18-10; X 4 CrNiSiN 18 10			2372					X4CrNiSiN 18-10
14	S30815	1.4893	X9CrNiSiNCe21-11-2; X 8 CrNiSiN 21 11			2368					X9CrNiSiNCe 21-11-2
14	304H; 304 H; S30409; S30480	1.4948	X6CrNi18-10; X6CrNi18-11; X 6 CrNi 18 11;	304 S 50; 304 S 51; 801 grade A	Z 5 CN 18-09				SUS 302		X6CrNi18-10
14		1.4581	GX5CrNiMoNb19-11-2; G X 5 CrNiMoNb 18 10	ANC 4 grade C; ANC 4 C; 318 C 17; 845 grade Nb	Z 4 CNDNb 18.12 M		GX 6 CrNiMoNb 20 11		SCS 22		GX5CrNiMoNb 19-11-2
14	303; S30300	1.4305	X8CrNiS18-9; X 10 CrNiS 18 9	303 S 31	Z 8 CNF 18-09	2346	X 10 CrNiS 18 09	F.310.C; F.3508; X 10 CrNiS 18-09	SUS 303	30Ch18N11	X8CrNiS18-9; 58M
14	304L; 304 L; S30403	1.4306	X2CrNi19-11; X 2 CrNi 19 11	304 S 11; LW14; LW 20; LWCF 14; LWCF 20; S.536; T.74; 304 C 12; 304 S 11	Z 1 CN 18-12; Z 3 CN 18-10; Z 3 CN 19-11; Z 3 CN 19-11 FF	2352	X 2 CrNi 18 11; X 3 CrNi 18 11	F.310.G; F.3503; X 2 CrNi 18 10	SUS 304 L; SUS 304 LFP; SUS 304 LTB; SUS 304 LTBS; SUS 304 LTP; SUS F 304 L	03Ch18N11	X2CrNi19-11
14	301; J 230; S30100; S30200	1.4310	X10CrNi18-8; X 12 CrNi 17 7	301 S 21; 301 S 22	Z 11 CN 17-08; Z 11 CN 18-08; Z 12 18-09	2331	X 12 CrNi 17 07	F.3517; X 2 CrNiN 18 10	SUS 301; SUS 301-CSP; SUS 302; SUS 302 FB	12Ch18N9	X10CrNi18-8
14	304LN; 304 LN; S30453	1.4311	X2CrNiN18-10; X 2 CrNiN 18 10	304 S 61	Z 3 CN 18-10 Az; Z 3 CN 18-07 Az	2371	X 2 CrNiN 18 11	F.3541; X 2 CrNiN 18 10	SUS 304 LN; SUS F 304 LN		X2CrNiN18-10
14	304B1; 304B2; 304B3; 304 B1; 304 B2; 304 B3; S30461; S30462; S30463	1.4350	X5CrNi18-9	304 S 31	Z 6 CN 18.09	2332; 2333	X 5 CrNi 18 10	F.3551			58E
14	317L; 317 L; S31703	1.4438	X2CrNiMo18-15-4; X2 CrNiMo 18 16 4	317 S 12	Z 2 CND 19-15-04; Z 3 CND 19-15-04	2367	X 2 CrNiMo 18 16	F.3539; X2 CrNiMo 18 16 4	SUS 317 L; SUS 317 LFB; SUS 317 LTB; SUS 317 LTP; SUS F 317 L; SUS Y 317 L		X2CrNiMo18-15-4
14	321H; 321 H; S32109	1.4878	X12CrNiTi18-10; X 12 CrNiTi 18-9	321 S 31	Z 6 CNT 18-10	2337	X 6 CrNiTi 18.11	F.3553	SUS 321; SUS 321 HFB; SUS 321 HTB; SUS 321 HTP; SUS 321 TKA; SUS 321 TP; SUS F 321; SUS Y 321		X12CrNiTi18-10; 58B

Material Group No.	USA	Germany		U.K.	France	Sweden	Italy	Spain	Japan	Russia	EURONORM
	AISI/SAE/ UNS/ ASTM/AA	Werkstoff	DIN	BS	AFNOR	SS	UNI	UNE	JIS	GOST	EN
14	347; 348; S34700; S34800	1.4550	X6CrNiNb18-10; X 6 CrNiNb 18 10	347 S 31; ANC 3 grade B; ANC 3 B; 347 S 20; 347 S 40; 347 S 50; 347 S 51	Z 6 CNNb 18-10	2338	X 6 CrNiNb 18 11; X 6 CrNiNb 18 11 KG; X 6 CrNiNb 18 11 KW; X 6 CrNiNb 18 11 KT	F.3524; X 6 CrNiNb 18 10	SUS 347; SUS 347 FB; SUS 347 HTB; SUS 347 TB; SUS 347 TKA; SUS 347 TP; SUS F 347	08Ch18N12B	X6CrNiNb18-10; 58F;
14	318; S31803	1.4583	X10CrNiMoNb18-12; X 10CrNiMoNb 18 12		Z 6 CNDNb 18-12		X 6 CrNiMoNb 20 11				
14	310H; 310 H; 310S; 310 S; S31008; S31009	1.4845	X8CrNi25-21; X 12 CrNi 25 21	310 S 16; 310 S 24; 310 S 25; 310 S 31	Z 8 CN 25-20; Z 12 CN 25-20; Z 12 CN 26-21	2361	X 6 CrNi 25 20 (X 6 CrNi 25 20)	F.331	SUS 310 S; SUS 310 FB; SUS 310 STG; SUS 310 STP; SUS310 TB; SYS Y 310 S	10Ch23N18; 20Ch23N18	X12CrNi25-21
14		1.4465; 1.4466	X1CrNiMoN25-22-2; X 2 CrNiMoN 25 22 7								X1CrNiMoN 25-22-2
14	309; S30900	1.4828	X15CrNiSi20-12; X 15 CrNiSi 20 12	309 S 24	Z 9 CN 24-13; Z 17 CNS 20-12		X 16 CrNi 23 14	F.3312; X 15 CrNiSi 20-12	SUH 309; SUS 309 TB; SUS 309 TP	20Ch20N14S2	58C; X15CrNiSi20-12
14	HK; J94203; J94204; J94224	1.4848	GX40CrNiSi25-20; G-X 40 CrNiSi 25 20	310 C 40; 310 C 45			G X 40 CrNi 26 20	AM-X 40 CrNi 25 20; F.8452	SCH 21; SCH 22; SCH 22 X		GX40CrNiSi25-20
14	HK 30; J93503; J94003; J94013; HH	1.4837; 1.4848+Nb	GX40CrNiSi25-12; G-X 40 CrNiSi 25 12	309 C 30			G X 35 CrNi 25 12		SCH 13; SCH 13 A; SCH 13 X; SCH 17; SCS 17	40Ch24N12SL	GX40CrNiSi25-12
14	310; 314; S3100; S31400; S31500	1.4841	X15CrNiSi25-21; X 15 CrNiSi 25 20	314 S 25	Z 15 CNS 25-20		X 16 CrNiSi 25 20	F.3310; X 15 CrNiSi 25-20	SUH 310; SUS 310 TB; SUS Y 310	20Ch25N20S2	X15CrNiSi25-21
14		1.4849	GX40NiCrSiNb38-19; G-X 40 NiCrSi 38 18								GX40NiCrSiNb 38-19
14	S32760; SA351/995; 25Cr-7Ni-Mo-N	1.4501	X2CrNiMoCuWN25-7-4	1.4501	Z 3 CNDU 25-06 Az						X2CrNiMoCuWN 25-7-4
14	348; S34800	1.4546	X5CrNiNb18-10	2 S.130; 2 S.143; 3 S.144; 3 S.145; S.525; S.527							
14		1.4544; 1.4544.9		S.524; S.526; 2 S 129	Z 10 CNT 18-11; 9160/C 63; 9160C201		X 6 CrNiTi 18 11			08Ch18N12T	FE-PA 13
14		1.6900	X12CrNi18-9; X 12 CrNi 18 9								
14		1.4829	X12CrNi22-12; X 12 CrNi 22 12								
14		1.4882	X50CrMnNiNbN21-9		Z 50 CMNNb 21.09						X50CrMnNiNbN 21-9
14	316N; 316 N; J92804	1.4409	GX2CrNiMo19-11-2; G-X 2 CrNiMo 19 11 2		Z 3 CND 19.10 M		GX2 CrNiMo 19 11	AM-X 2 CrNiMo 19 11; F.8415	SCS 16 A; SCS 16 AX SCS 16 AXN		GX2CrNiMo 19-11-2
14	304L; 304 L J92500; J92620	1.4309	GX2CrNi19-11	304 C 12	Z 3 CN 19.10 M		GX 2 CrNi 19 10	AM-X 2 CrNi 19 10; F.8412	SCS 19; SCS 19 A		GX2CrNi19-11
15	A48 25 B; Class 25; No 25 B	0.6015	EN-GJL-150; GG 15; EN-JL 1020	Grade 150	Ft 15 D; R 15 D	01 15-00	G 14; G 15	FG 15	FC 15; FC 150	SCh 15	EN-GJL-150; EN-JL 1020
15	A48-30 B; Class 30, No.30 B	0.6020	EN-GJL-200; GG 20; EN-JL 1030	Grade 220	Ft 20 D	01 20-00	G 20; Gh 190	FG 20	FC 20; FC 200	SCh 20	EN-GJL-200; EN-JL 1030
15	A48-20 B; Class 20; No 20 B	0.6010	EN-GJL-100; GG 10; EN-JL 1010		Ft 10 D	01 10-00	G 10	FG 10	FC 10; FC 100	SCh10	EN-GJL-100; EN-JL 1010

Material Group No.	USA	Germany		U.K.	France	Sweden	Italy	Spain	Japan	Russia	EURONORM
	AISI/SAE/ UNS/ ASTM/AA	Werkstoff	DIN	BS	AFNOR	SS	UNI	UNE	JIS	GOST	EN
16	A48-45 B; Class 45; No 45 B	0.6030	EN-GJL-300; GG 30; EN-JL 1050	Grade 300	Ft 30 D	01 30-00	G 30	FG 30	FC 30; FC 300	SCh 30	EN-GJL-300; EN-JL 1050
16	A48-50 B; Class 50; No 50 B	0.6035	EN-GJL-350; GG 35; EN-JL 1060	Grade 350	Ft 35 D	01 35-00	G 35	FG 35	FC 35; FC350	SCh 35	EN-GJL-350; GG 35; EN-JL 1060
16	A48-60 B; Class 60; No 60 B	0.6040	EN-JLZ; GG 40	Grade 400	Ft 40 D	01 40-00				SCh 40	EN-JLZ
16	A48-40 B; Class 40; No 40 B	0.6025	EN-GJL-250; GG 25; EN-JL 140	Grade260	Ft 25 D	01 25-00	G 25	FG 25	FC 25	SCh 25	EN-GJL-250; EN-JL 140
17		0.7033	EN-GJS-350-22-LT; GGG 35.3	350/22 L 40	FGS 370-/17	0717-15	GS 370-17	FNG 38-17	FCD 350-22L	VCh42-12	EN-GJS-350-22-LT
17	60-40-18; A536 60-40-18	0.7043	EN-GJS-400-18; EN-GJS-400-18-LT; GGG-40.3; EN-GJS-400-18A-LT	370/7; SNG 370/17	FGS 370-17	0717-15	GSO 400-12			VCh 42-2	EN-GJS-400-18; EN-GJS-400-18-LT; EN-GJS-400-18A-LT
17	60-40-18; A536 60-40-18	0.7040	EN-GJS-400-15; EN-JS 1030; GGG-40	420/12; SNG 420/12	FCS 400-12	0717-02	GS 400-12	FGE 38-17	FCD 40	VCh 42-12	EN-GJS-400-15; EN-JS 1030
17	65-45-12; A536 65-45-12	5.3107	EN-GJS-450-10	450/10; SNG 450/10	FGS 450-10		GS 400-12	FGE 42-12	FCD450	VCh 45	EN-GJS-450-10
18	65-45-12; A536 65-45-12	0.7050	EN-GJS-500-7; EN-GJS-500-7A; EN-JS 1050; GGG-50	500/7	FGS 500-7	0727-02	GS 500/7	FGE 50-7	FCD 50; FCD 500; FCD 500-7	VCh 50-2	EN-GJS-500-7; EN-GJS-500-7A; EN-JS 1050
18	80-55-06; A536 80-55-06	0.7060	EN-GJS-600-3; EN-GJS-600-3A; EN-JS 1060; GGG-60	600/3	FGS 600-3	0732-03	GS 600/3	FGE 60-2	FCD 60; FCD 600; FCD 600-3		
18		0.7652	GGG-NiMn 13 7	S-NiMn 13 7	S-NM 13 7	07 32-03	GGG 60	GGG 60			
18	100-70-03; A536 100-70-03	0.7070	EN-GJS-700-2; EN-JS 1070; GGG-70	700/2; SNG700/2	FGS 700-2	0737-01	GS 700-2	FGE 70-2	FCD 70; FCD 700; FCD 700-2	VCh 70-2	EN-GJS-700-2; EN-JS 1070
18	A439 Type D-2	0.7660	GGG-NiCr 20 2	S-NiCr 20 2	S-NC 20-2						
18	A439 Type D-2 B	0.7661	GGG-NiCr 20 3	S-NiCr 20 3	S-NC 20 3						
19	A47-32510; A47 Class 32510; A47 Grade 32510; 32510	0.8135	EN-GJMB-350-10; EN-JM 1130; GTS-35-10; GTS-35	B 340/12; 310 B340/12	MN 35-10; A32-702 MN 350-10	0810	B 35-10	GTS 35; 36114 Type A	FCMB 340; G5703 FCMB 340	KCh 35-10	EN-GJMB-350-10; EN-JM 1130
19	A47-35018, A47 Class 35018; A47 Grade 35018				MN 380-18; A32-702 MN 380-18					KCh 37-12	
19	A47-22010; A47 Class 22010; A47 Grade 22010; UNS F22200			B 32-10; 6681 B 32-10					FCMB 310	KCh 33-8	
20	A220-50005; A220 Class 50005; A220 Grade 50005	0.8155	EN-GJMB-550-4; EN-JM1160; GTS-55-04	P 55-04; P 510/4	MP 60-3; A32-703 MP 60-3; Mn 550-4	0856-00	P 55-04	Type C; 36116 Type C	FCMP 540	KCh 55-4; KCh60-3	EN-GJMB-550-4; EN-JM1160
20	A220-70003; A220 Class 70003; A220 Grade 70003	0.8165	EN-GJMB-650-2; EN-JM1180; GTS-65-02	P 65-02; 6681 P 65-02; P 570/3	Mn 650-3	0862-030	GMN 65		FCMP 590	KCh 63-3	EN-GJMB-650-2; EN-JM1180
20	A220-70003; A220 Class 70003; A220 Grade 70003	0.8170	EN-GJMB-700-2; EN-JM1190; GTS-70-02	P 70-2; 6681 P 70-2; P 690/2	MP 70-2; A 32-703 MP 70-2; Mn 700-2	0862-03	P 70-2; GMN 70	36116 Type A	FCMP 690	KCh 70-2	EN-GJMB-700-2; EN-JM1190

Material Group No.	USA	Germany		U.K.	France	Sweden	Italy	Spain	Japan	Russia	EURONORM
	AISI/SAE/ UNS/ ASTM/AA	Werkstoff	DIN	BS	AFNOR	SS	UNI	UNE	JIS	GOST	EN
20	A220-45006; A220 Class 45006; A220 Grade 45006 A220-45008; A220 Class 45008; A220 Grade 45008	0.8145	EN-GJMD-450-6; EN-JM1140; GTS-45-06; GTS-45	P 45-06; 6681 P 45-06	MP 50-5; A32-703 MP 50-5	0854-00	P 45-06	Type E; 36116 Type E		KCh 45-7	EN-GJMD-450-6; EN-JM1140
20	A220-80002; A220 Class 80002; A220 Grade 80002			P 70-2	MN 700-2	854			FCMP 70; FCMP 700	KCh 80-1.5	
20	A220-90001; A220 Class 90001; A220 Grade 90001										
20	A220-60004; A220 Class 60004; A220 Grade 60004										
20	A220-40010; A220 Class 40010; A220 Grade 40010					0852-00					
20		0.8040	EN-GJMW-400-5; GTW-40-05	W 40-05	MB 400-5		W 40-05	36113 Type A	FCMW 370		EN-GJMW-400-5; EN-JM1030
20		0.8035	EN-GJMW-350-4; GTW-35-04	W 35-04	MB 35-7		W 35-04	36113 Type B	FCMW 330		EN-GJMW-350-4; EN-JM1010
21	AA5005; AA5006; A95005; A95006; 5005; 5005A; 5006	3.3315	AlMg1; AlMg1C	N41	A G0-6	144106	L3350		A5005	1510; AMg1	AlMg1C; 5005A
21	AA1050; A91050; 1050; 1050A	3.0255	Al99,5; Al99.5	1B	A5	14407	9001/2	L-3051		AD0	Al99.5; Al99,5; 1050A
21	AA1200; A91200 ; 1200; 1200A	3.0205	Al99,0; Al99.0; Al99	1C	A4	144010	Al99.0	L-3001	A1200	A0	Al99.0; AL99,0; 1200
22	AA2017; A92017; 2017; 2017A	3.1325; 3.1124	AlCu2,5Si(A); AlCu2.5Si(A); AlCuMg1		A-U4G			L-3120		V65	AlCu2,5Si(A); AlCu2.,5Si(A); 2017A
22		3.2315	AlMgSi1	H30	A-SGM0.7	144312	9006/4	L-3453		AD35	AlSiMgMn; 6082
22		3.4345	AlZnMgCuO,5; AlZnMgCuO.5								AlZnMgCu0.5; AlZnMgCu0,5; 7022
22		3.1655	AlCu6BiPb; AlCuBiPb	FC1	A-U5PbBi	144355	9002/5	L-3192	A2011		AlCu6BiPb; 2011
22	AA7075; A97075; 7075	3.4365; 3.4364	AlZn5,5MgCu; AlZn5.5MgCu; AlZnMgCu1,5; AlZnMgCu1.5	7075; L95; L96	A-Z5GU		9007/2	L-3710	A7075	B95	AlZn5.5MgCu; AlZn5,.5MgCu; AW-7075; 7075
22	AA2024; A92024; 2024	3.1355; 3.1354	AlCuMg2	2024; 2L97	A-U4G1		9002/4; 3583	L-3140	A2024	D16	AlCu4Mg1; 2024
22		3.4335	AlZn4,5Mg1; AlZn4.5Mg1	H17	A-Z5G	144425	9007/1	L-3741			AlZn4.5Mg1; AlZn4,5Mg1; 7020
22	AA6061; A96061; 6061	3.3211; 3.3214	AlMg1SiCu	H20	A-GSUC		9006/2	L-3420	A6061	AD33	EN AW-6061; EN AW-AlMg1SiCu; AlMg1SiCu

Material Group No.	USA	Germany		U.K.	France	Sweden	Italy	Spain	Japan	Russia	EURONORM
	AISI/SAE/ UNS/ ASTM/AA	Werkstoff	DIN	BS	AFNOR	SS	UNI	UNE	JIS	GOST	EN
23		3.3261	G-AlMg5Si; GK-AlMg5Si; AlMg5Si; VDS 245	LM5		144163				AL13	EN AC-51400; EN AC-AlMg5Si; G-AlMg5Si; AlMg5Si
23		3.2982	GD-AlSi12(Cu); G-AlSi12(Cu); AlSi12(Cu); VDS 231 D		A-S12U		3048				EN AC-47100; EN AC-AlSi12C; G-AlSi12Cu; AlSi12Cu; AlSi12Cu1(Fe)
23	520.0; AA 520.0; A05200				A-G10S		3056	L-2310	AC7B	A18	
23	222.0; AA 222.0; A02220			LM12			3041	L-2110			
23	518.0; AA 518.0; A05180	3.3292	G-AlMg9; GD-AlMg9; AlMg9; VDS 349								EN AC-51200; EN AC-AlMg9; G-AlMg9; AlMg9
23	203.0; AA 203.0; A02030	3.1754	G-AlCu5Ni1,5; G-AlCu5Ni1.5		AU5NKZr						
23	ER4047; A94047	3.2585	SG-AlSi12	4047A; NG2		144262					SG-AlSi12; EL-AlSi12
23	712.0; AA 712.0; A07120		G-AlZn10Si8Mg; GK-AlZn10Si8Mg; AlZn10Si8Mg; VDS 108		A-Z5GF		3602				EN AC-71100; EN AC-AlZn10Si8Mg; G-AlZn10Si8Mg; AlZn10Si8Mg
23	514.0; 514.1; AA 514.0; AA 514.1; A05140; A05141	3.3561	G-AlMg5; GK-AlMg5; AlMg5; EN AC-51300; VDS 244		A-G6		3058	L-2331		AL28; AMg5Mz;	EN AC-51300; EN AC-AlMg5; G-AlMg5; AlMg5
23	B413.0; AA B413.0; A24130; B213.0; AA 213.0; A22130	3.2581; 3,2582	G-AlSi12; GK-AlSi12; GD-AlSi12; AlSi12	LM6	A-S13	144261	4514	L-2520	AC3		EN AC-44200; EN AC-AlSi12; G-AlSi12; GD-AlSi12; AlSi12
23		3.2211	G-AlSi11; GK-AlSi11; AlSi11								EN AC-44000; EN AC-AlSi11; G-AlSi11
23	A444.0; AA A444.0; A14440									AK7	
23		3.3541	G-AlMg3; GK-AlMg3; GF-AlMg3; AlMg3; VDC 244	H20	A-G3T	144224	3059	L-2341	ADC6		EN AC-51100; EN AC-AlMg3; G-AlMg3; AlMg3
24	515.0; AA 515.0; A05150	3.3241	G-AlMg3Si; GK-AlMg3Si; GF-AlMg3Si; AlMg3Si; AlMg3Si1								G-AlMg3Si1; AlMg3Si
24		3.2373	G-AlSi9Mg; GK-AlSi9Mg; AlSi9Mg		A-S9G		3051		AC4A	AK9	G-AlSi9Mg; AlSi9Mg
24	A356.0; AA A356.0; A13560; A356.2; AA A356.2; A13562	3.2371	G-AlSi7Mg; GK-AlSi7Mg; GF-AlSi7Mg; AlSi7Mg	2L99	A-S7G03			L-2651	AC4CH	AL9	G-AlSi7Mg; AlSi7Mg
24	204.0; AA 204.0; A02040	3.1371	G-AlCu4TiMg; GK-AlCu4TiMg; GF-AlCu4TiMg; AlCu4TiMg		AU5GT			L-2140	AC1B		EN AC-21000; EN AC-AlCu4TiMg; G-AlCu4TiMg
24	A333.0; AA A333.0; A13330	3.2161	G-AlSi8Cu3; GK-AlSi8Cu3			144163				AL13	EN AC-AlSi8Cu3; EN AC-AlSi8Cu3; G-AlSi8Cu3

Material Group No.	USA	Germany		U.K.	France	Sweden	Italy	Spain	Japan	Russia	EURONORM
	AISI/SAE/ UNS/ ASTM/AA	Werkstoff	DIN	BS	AFNOR	SS	UNI	UNE	JIS	GOST	EN
24	380.0; AA 380.0; A03800	3.2163	G-AlSi9Cu3; GD-AlSi9Cu3; AlSi9Cu3; VDS 226	LM24	A-S9U3	144252	3610	L-2630	AC4B	AK8M3; AK8	EN AC-46200; EN AC-AlSi8Cu3; G-AlSi9Cu3; AlSi8Cu3
24	365.0; AA 365.0; A03650		G-AlSi10MnMg								EN AC-43500; EN AC-AlSi10MnMg; G-AlSi10MnMg
24	319.0; AA 319.0; A03190	3.2151	G-AlSi6Cu4; GK-AlSi6Cu4; AlSi6Cu4; VDS 225	LM21	A-S5UZ	144230	7369/4	L-2620	AC2B	AK5M	EN AC-45000; EN AC-AlSi6Cu4; G-AlSi6Cu4; AlSi6Cu4
24		3.2383	G-AlSi10MgCu; GK-AlSi10MgCu; G-AlSi10Mg(Cu); GK-AlSi10Mg(Cu); AlSi10MgCu; AlSi10Mg(Cu)		A-S10UG						
24		3.2381; 3.2385	G-AlSi10Mg; GK-AlSi10Mg; GD-AlSi10Mg; AlSi10Mg; VDS 239		A-S10G	144253					EN AC-43000; EN AC-AlSi10Mg; G-AlSi10Mg; AlSi10Mg
24		3.1841	G-AlCu4Ti; AlCu4Ti							AL19	EN AC-21100; EN AC-AlCu4Ti; G-AlCu4Ti; AlCu4Ti
25	390.0; AA 390.0; A03900		G-AlSi17Cu4Mg	LM30		4282					EN AB-48100; EN AC-48100; G-AlSi17Cu4Mg; AlSi17Cu4Mg
25	393.0; AA 393.0; A03930		G-AlSi20CuMgNi; AlSi20CuMgNi	LM29						AK21M2N2	
25			G-AlSi18Cu1MgNi; AlSi18Cu1MgNi	LM28							
26	C36000	2.0375	CuZn36Pb3	CZ124	CuZn36Pb3		12167		C3600; C3601; C3602		CuZn36Pb3; CW603N
26	C83810	2.1098	CuSn3Zn8Pb5-C; G-CuSn2ZnPb	LG1							CuSn3Zn8Pb5-C
26	C83600	2.1096; 2.1096.01	CuSn5Zn5Pb5-C; G-CuSn5ZnPb; Rg 5	LG2	CuPb5Sn5Zn5; UE5; U-E 5 Pb 5 Z 5	5204-15			H5111; H2203	BrO5Ts5S5	CuSn5Zn5Pb5-C
26	C93200	2.1090	CuSn7Zn4Pb7-C; G-CuSn7ZnPb; GC-CuSn7ZnPb; GZ-CuSn7ZnPb; Rg 7	GC 493K	CuSn7Pb6Zn4; UE7; U-E 7 Z 5 Pb 4						CuSn7Zn4Pb7-C
26	C93800	2.1182	CuSn7Pb15-C; G-CuPb15Sn; GC-CuPb15Sn; GZ-CuPb15Sn	LB1	U-Pb15E8; U-Pb 15 E8			C-3300			CuSn7Pb15-C; CC496K
26	C93700	2.1176	CuSn10Pb10-C; G-CuPb10Sn; GC-CuPb10Sn; GZ-CuPb10Sn	LB2	U-Pb10						CuSn10Pb10-C
27	C22000	2.0230	CuZn10; Ms90	CZ101	U-Z10; CuZn10		P-CuZn10; P-OT90		C2200	L90	CuZn10; CW501L
27	C86200; SAE 430A	2.0596	CuZn34Mn3Al2Fe1-C; G-CuZn34Al2; GK-CuZn34Al2; GZ-CuZn34Al2	HTB 1	U-Z36N3; CuZn19Al6Y20				HBSC4; H5102/class 3; H5102/class 4	LTs23A; LTs23A6Zh3MTs2	CuZn34Mn3Al2 Fe1-C; CC764S
27	C27200	2.0335	CuZn36; Ms64	CZ108	U-Z36; CuZn 36		C 2700			L63	CuZn36; CW507L
27	C27400	2.0321	CuZn37; Ms63	CZ108			P-CuZn37; P-OT63		C2720	L63	CuZn37; CW508L
27	C86400	2.0592	CuZn35Mn2Al1Fe1-C; G-CuZn35Al1; GK-CuZn35Al1; GZ-CuZn35Al1; G-Ms60	HTB 1					HBSC1; CAC301		CuZn35Mn2Al1 Fe1-C; CC765S

Material Group No.	USA	Germany		U.K.	France	Sweden	Italy	Spain	Japan	Russia	EURONORM
	AISI/SAE/ UNS/ ASTM/AA	Werkstoff	DIN	BS	AFNOR	SS	UNI	UNE	JIS	GOST	EN
27	C46400	2.0530	CuZn38Sn1As; CuZn38Sn1	CZ112			P-CuZn39Sn1		C4640	LO60-1	CuZn38Sn1As; CW717R
27	C23000; 85Cu-15Zn	2.0240	CuZn15 ; CuZn 15	CZ102	U-Z15; CuZn15	5112-02; 5112-04; 5112-05			C2300		CuZn15; CW502L
27	C24000; 80Cu-20Zn	2.0250	CuZn20; CuZn 20; Ms80	CZ103	CuZn20	5114-02; 5114-04; 5114-05			C2400		CuZn20; CW503L
27	C26000; CA260	2.0265	CuZn30; CuZn 30	CZ106	CuZn30				C2600		CuZn30; CW505L
28	C63000	2.0966	CuAl10Ni5Fe4; CuAl 10 Ni 5 Fe 4	CA 104	U-A10N; CuAl9Ni5Fe3		P-CuAl10Ni5Fe5		C6301	BrAD; BrAZhN10-4-4; N10-4-4	CuAl10Ni5Fe4; CW307G
28	C90700	2.1050	CuSn10-C; G-CuSn 10; SnBz10	CT1	CuSn8						CuSn10-C; CC480K
28	C90800; C91700	2.1052; 2.1052.01; 2.1052.04; 2.1052.03	CuSn12-C; G-CuSn12; GZ-CuSn12; SnBz12, Gbz12	PB2	UE12P				CAC502C; PBC2C		CuSn12-C; CC483K
28	C95800; C95810	2.0975	G-CuAl10Fe5Ni5-C; G-CuAl 10 Ni; NiAlBz-F60		CuAl10Fe5Ni5 Y70				CAC703C		CC333G
28	C11000	2.0060	Cu-ETP; E-Cu57; E Cu 57	C101	Cu-B		Cu-DHP	C11020	C1100	M1	Cu-ETP; E-Cu57; CW004A
28	C81500	2.1292	G-CuCrF 35	CC1-FF	U-Cr0.8Zr						
28	C10300	2.0070	Cu-HCP; Cu-PHC; SE-Cu						C103	LS60-2	Cu-HCP; CW020A; Cu-PHC; CW021A
28	C10100; C10200	2.0040	Cu-OF; OF-Cu	C103; C110	Ci-c1; Cu-c2			C-1120	C1011; C1020	M0b	Cu-OF; CW008A
28	C86550	2.0590	G-CuZn40Fe; G-SoMsF30								G-CuZn40Fe
28	C18100; C18150	2.1293	CuCr1Zr; CuCrZr	CC102	U-C1Z; U-Cr0.8Zr						CuCr1Zr; CW106C
28	C11000; C12200	2.0090	Cu-DHP; E-Cu58; E Cu 58 SF-Cu	C106	Cu-B				C1100; C1220	M1f	Cu-DHP; E-Cu58; CW024A
28	C95500	2.0971	CuAl9Ni3Fe2		UA9					BrA10Zh4N4L	
28	C61000	2.0920	CuAl8; Cu Al 8		CuAl8					BrA7	CuAl8
29											
29											
30											
30											
31	330; N08330	1.4864	X12NiCrSi35-16; X12NiCrSi36-16; X12 NiCrSi 36 16	NA 17; INCOLOY alloy DS	Z 20 NCS 33-16; Z 12 NCS 37-18; Z 12 NCS 35-16			F.3313	SUH 330		
31	N08002; N08004; N08005; N08030	1.4865	GX40NiCrSi38-19 GX40NiCrSi38-18; G-X40 NiCrSi38 18	330 C 11; 330 C 40; 331 C 40			GX 50 NiCr 39 19		SCH 15; SCH 16		GX40NiCrSi38-18
31		1.4558	X2NiCrAlTi32-20; X2 NiCrAlTi 32 20	NA 15					NCF 800		X2NiCrAlTi32-20
31	N08031	1.4562	X1NiCrMoCu32-28-7; X1 NiCrMoCu 32 28 7								X1NiCrMoCu 32-28-7
31		1.4958	X5NiCrAlTi31-20; X5 NiCrAlTi 31 20	NA 15					NCF 800 H; NCF 718		X5NiCrAlTi31-20
31	N08811	1.4959	X8NiCrAlTi32-21; X8 NiCrAlTi 32 21	NA 15; NA 15 H	Z 8 NC 33-21; Z 10 NC 32-21						X8NiCrAlTi32-21

Material Group No.	USA	Germany		U.K.	France	Sweden	Italy	Spain	Japan	Russia	EURONORM
	AISI/SAE/ UNS/ ASTM/AA	Werkstoff	DIN	BS	AFNOR	SS	UNI	UNE	JIS	GOST	EN
31	N08028	1.4563	X1NiCrMoCu31-27-4; X1 NiCrMoCu 31 27 4		Z 2 NCDU 31-27; Z 1 NCDU 31-27-03	2584				EK77; ChN30MDB	X1NiCrMoCu 31-27-4
31	B 163; N08800; N08810; N08332; N08811	1.4876	X10NiCrAlTi32-21; X10NiCrAlTi32-20; X10 NiCrAlTi 32 20	NA 15; NA 15 H	Z 10 NC 32-21; Z 8 NC 33-21			F.3314; F.3545	NCF 800; NCF 800 TB; NCF 800 TP		X10NiCrAlTi32-21
32	S590; J 467	1.4977	X40CoCrNi20-20; X40 CoCrNi 20 20		Z 42 CNKDWNb						
32	660; S66286	1.4980	X6NiCrTiMoVB25-15-2; X5NiCrTi26-15 X6 NiCrTiMoVB 25 15 2; X5 NiCrTi 26 15	HR 51; HR 52	Z 3 NCT 25; Z 6 NCTDV 25.15 B						X6NiCrTiMoVB 25-15-2; X5NiCrTi26-15
32		1.4943; 1.4944	X4NiCrTi25-15; X5NiCrTi26-15	HR 51	Z 6 NCTDV 25-15 B	2570					X4NiCrTi25-15; X5NiCrTi26-15
32	661; R30155	1.4971	X12CrCoNi21-20; X12 CrCoNi 21 20								X12CrCoNi21-20
32	Haynes 556; R30556										
33	Incoloy 825; N08825;	2.4858	NiCr21Mo	NA 16	NC 21 Fe DU					ChN38VT	
33	Hastelloy C-4; N06455	2.4610	NiMo16Cr16Ti								
33	Nimonic 75; N06075; AMS 5715	2.4630; 2.4951	NiCr20Ti	HR 5; HR 203-4	NC 20 T						
33	Inconel 625; N06625; AMS 5666	2.4856	NiCr22Mo9Nb	NA 21	NC 22 FeDNb						
33	Inconel 690; N06690	2.4642	NiC29Fe		NC 30 Fe						
33	Monel 400; N04400	2.4360; 2.4361	NiCu30Fe	NA 13	NU 30						
33	Hastelloy X; N06002; 5390A; AMS 5754; AMS 5536	2.4603; 2.4665	NiCr30FeMo; NiCr22Fe18Mo; NiCr21Fe18Mo9	HR 6	NC 22 FeD						
33	Inconel 617; N06617; AMS 5887	2.4663a	NiCr23Co12Mo		NC 14 K 9 T 5 DWA						
33	Nimonic 90; N07090; AMS 5829	2.4632; 2.4969	NiCr20Co18Ti; NiCr 20 Co 18 Ti	HR 2; HR202; HR 402; HR 501; HR 502; HR 503	Z 8 NCDT 42						NiCr20Co18Ti
33	Haynes 214; NO7214	2.4646	NiCr16Al								
33	Rene 41; N07041; AMS 5712; AMS 5713	2.4973	NiCr19Co11MoTi; NiCr 19 CoMo		NC 19 KDT						
33	Hastelloy B2; N10665	2.4617; 2.4616; 2.4615	NiMo28; EL-NiM29; SG(UP)-NiMo27						YNiMo-7		NiMo28
33	Udimet L-605; R30605	2.4964	CoCr20W15Ni								
33	Monel R-405; N04405	2.4360; 2.4361	NiCu30Fe	NA 13	NU 30						
33	Inconel 600; N06600; AMS 5665	2.4816	NiCr15Fe8; NiCr 15 Fe	NA 14	NC 16 FeT					ChN78T	NiCr15Fe8
33	Inconel 601; N06601	2.4851	NiCr23Fe15A; NiCr 23 Fe		N C 23 FeA					ChN60Yu	NiCr23Fe15A
33	Nimonic 263; N07263; AMS 5872; AMS 5886	2.4650	NiCo20Cr20MoTi; NiCo 20 Cr 20 MoTi MoTi	HR 10; HR 206; HR 404	NCK 20 D						NiCo20Cr20MoTi

Material Group No.	USA	Germany		U.K.	France	Sweden	Italy	Spain	Japan	Russia	EURONORM
	AISI/SAE/ UNS/ ASTM/AA	Werkstoff	DIN	BS	AFNOR	SS	UNI	UNE	JIS	GOST	EN
34	Haynes 188; Jetalloy 209; R30188; AMS 5772	2.4964	CoCr22W14Ni		KC22WN						
34	Monel K-500; N05500	2.4375	NiCu30Al3Ti; NiCu 30 Al	NA 18	NU 30 AT						NiCu30Al3Ti
34	Inconel 718; N07718; AMS 5596; AMS 5589	2.4668	NiCr19Nb5Mo3; NiCr 19 NbMo; NiCr19Fe19Nb5Mo3	HR 8	NC 19 Fe Nb						NiCr19Nb5Mo3
34		2.4955	NiFe25Cr20NbTi; NiFe 25 Cr 20 NbTi		NiFe25Cr20NbTi						NiFe25Cr20NbTi
34	Incoloy 925; N09925	2.4670									
34	Nimonic 901; N09901; AMS 5660; AMS 5661	2.4662	NiFe35Cr14MoTi; NiCr13Mo6Ti3; NiCr 13 Mo 6 Ti 3		Z8 NCDT 42						
34	Udimet 500; N07500; AISI 684	2.4983	NiCr18Co18MoAlTi		NCK 19 DAT						NiCr18Co18MoAlTi
34	Nimonic 80A; N07080	2.4631; 2.4952	NiCr20TiAl; NiCr 20 TiAl	HR 401; HR 601	NC 20 TA				NCF 80 A	ChN77TYuR; ChN56VMTYu	NiCr20TiAl
34	Jetalloy 209; AMS 5772		CoCr22W14Ni		KC 22 WN						
34	Altemp S-816	2.4989	CoCr20Ni20W							Altemp S-816	
34	MAR-M 246	2.4675	NiCr23Mo16Cu; NiCr 23 Mo 16 Cu								NiCr23Mo16Cu
34	Inconel 722; N07722; AMS 5411										
34	Waspaloy; N07001; AISI 685; AMS 5704; AMS 5706; AMS 5708; AMS 5544	2.4654	NiCr20Co13Mo4Ti3AL; NiCr 19 Co 14 Mo 4 Ti		NC 20 K 14						NiCr20Co 13Mo4Ti3AL
34	Rene 80				NC14 K9 T5 DWA						
35	5388C; N30002; CW-12MW;	2.4883	G-NiM16CrW								
35	N7M; N-7M; N30007	2.4685	G-NiMo28		ND 30 M						
35	N12MV; N-12MV; N30012	2.4882; 9.4810; 2.4810/9.4810	G-NiMo30								
35	Nimocast PK24; N13100; AMS 5397	2.4674	G-NiCo15Cr10AlTiMo	HC 204	NK 15 CAT						
35	Jethete M-252; N07252; AMS 5551	2.4916	G-NiCr19Co; G-NICR 19 Co								
35	Nimocast 713; N07713; AMS 5391; Inconel 713LC	2.4670	G-NiCr13Al6MoNb	HC 203	NC 13 AD						
35	M-35-1; N214135	2.4365; 2.4365/9.4365	G-NiCu40Nb						NiCuC		
36	Titanium Grade 1; R50250; ASTM GR. 1	3.7024; 3.7025	Ti 1; Ti 99.8	TA1	T-35		Ti1-Type 1	Ti-PO1	Class 2; Gr-1	VT1-00	Ti 99.8

Material Group No.	USA	Germany		U.K.	France	Sweden	Italy	Spain	Japan	Russia	EURONORM
	AISI/SAE/ UNS/ ASTM/AA	Werkstoff	DIN	BS	AFNOR	SS	UNI	UNE	JIS	GOST	EN
36	Titanium Grade 2; R50400; AMS 4902; AMS 4941; AST M Gr. 2	3.7034; 3.7035; 3.7036	Ti 2; Ti 99.7	TA2; TA3; TA4; TA5	T-40		Ti1-Type 2	Ti-PO2	Class 2; Gr-2	VT1-0	Ti 99.7
36	Titanium Grade 3; R50500; ASTM Gr. 3	3.7055; 3.7056	Ti 3; Ti 99.6	DTD 5023, DTD 5273	T-50		Ti1-Type 3		Class 3; Gr-3		Ti 99.6
36	Titanium Grade 4; R50700; ASTM Gr. 4	3.7064; 3.7065; 3.7066	Ti 4; Ti 99.5	TA7; TA8; TA9	T-60		Ti1-Type 4		Class 4; Gr-4		Ti 99.5
36	Titanium Grade 7; R52400; Ti-0.15Pd	3.7235					Ti2Pd-Type 7		Class 13; Gr-13		
37	Titanium Grade 5; R56400; Ti-6Al-4V	3.7165; 3.7164	Ti6Al4V	TA10; TA11; TA12; TA13; TA 28; TA56; Ti-Al-V	TA6V; T-A 6 V; Ti-P.63		TiAl6V4-Type 5	Ti-P63	Class 6 0; Gr 6 0; SAT-64	VT6	Ti6Al4V
37	Titanium Grade 6Al-2Sn-4Zr-2Mo; R54620; 6Al-2Sn-4Zr-2Mo	3.7145; 3.7144	TiAl6Sn2Zr4Mo2							VT25	TiAl6Sn2Zr4Mo2
37		3.7175; 3.7174	TiAl6V6Sn2								
37	Titanium Grade 9; R56320; Ti-3Al-2.5V	3.7195; 3.7194	Ti6Al2.5V				TiAl3V2.5-Type 9		Class 6 1; Gr 6 1	PT-3V	Ti6Al2.5V
37		3.7124	TiCu2	TA 21; TA22; TA23; TA24	T-U2			Ti-P11			
37		3.7185; 3.7184	Ti4Al4Mo2Sn; TiAl4Mo4Sn4Si0.5	TA45; TA46; TA47; TA48; TA49; TA50; TA57	T-A4DE			Ti-P68			
37	Titanium Grade 6; R54520; Ti-5Al-2.5Sn	3.7115.1; 3.7115	TiAl5Sn2.5; TiAl 5 Sn 22	TA14; TA17	T-A5E; Ti-P.65				SAT-525	VT5-1	TiAl5Sn2.5
37	R56410; Ti-10V-2Fe-3Al										
37	Titanium grade 23; R56401; Ti-6Al-4V-ELI		Ti6Al4V ELI	TA11			TiAl6V4ELI-Type 5.1		Class 6 1; Gr 6 1		
37										VST 5553	Ti5Al5V5Mo3Cr; Ti-5Al-5V-5Mo-3Cr
37	Ti-4Al-3Mo-1V				T-A4D3V					VT14	
37										VT22	
38		1.2762	75CrMoNiW6-7; 75 CrMoNiW 6 7								75CrMoNiW6-7
38	W1; T72301	1.1625	C80W2; C 80 W2	BW 18				F.520.U; F.5107; C 80	SK 75; SK 85; SK 85 M; SK 5; SK 5 M; SK 6	U8-1	C80W2
38	W110; T72301	1.1545	C105U; C 105 W 1; C 105 U		C 105 E 2 U; Y1 105; C105E2U	1880	C 100 KU	F.515; F.516	SK 105; SK 3; TC 105	U10A-1; U10A-2; U11-1	C105U

Material Group No.	USA	Germany		U.K.	France	Sweden	Italy	Spain	Japan	Russia	EURONORM
	AISI/SAE/ UNS/ ASTM/AA	Werkstoff	DIN	BS	AFNOR	SS	UNI	UNE	JIS	GOST	EN
38		1.6746	32NiCrMo14-5; 32 NiCrMo 14-5	832 M 31	35 NCD 14			F.1262-32 NiCrMo 12			32NiCrMo14-5
38	W210; T72302	1.2833	100V1; 100 V 1	BW 2	C 105 E 2 UV 1; Y1 105 V; 100 V 2		102 V 2 KU		SKS 43		100V1
38	6145; 6150; 6150 H; G61500; H61500	1.8159	51CrV4; 50CrV4; 50 CrV 4	735 A 50; 735 A 51; 735 H 51; 735 M 50; En 47	50CrV4RR; 50 CV 4; 51 CV 4	2230	50 CrV 4	F.143; F.143.A; 51 CrV 4; F.1430	SUP 10; SUP 10-CSP; SUP 10 M	50ChFA; 50ChGFA	51CrV4
38	P20; T51620	1.2330	35CrMo4; 35 CrMo 4	708 A 37	34 CD 4	2234	35 CrMo 4				35CrMo4
38											
38											
38											
38											
38		1.8721	26MnCr6-3								26MnCr6-3
38											
38											
38											
38		1.2083; 1.2083 ESR	X40Cr14; X 42 Cr 13		X40Cr14; Z 40 C 14	2314	X 41 Cr 13 KU	F.5263; X 40 Cr 13	SUS 420 J 2		X40Cr14
38	300M; 4340M; K44220	1.6928	41SiNiCrMoV7-6								S 155
38										30ChGSA	
39	A2; T30102	1.2363	X100CrMoV5; X100CrMoV5-1; X 100 CrMoV 5 1	BA 2	X 100 CrMoV 5; Z 100 CDW 5	2260	X 100 CrMoV 5 1 KU	F.536; F.5227; X 100 CrMoV 5	SKD 12		X100CrMoV5
39	D2; T30402	1.2379	X153CrMoV12; X155CrVMo12-1; X155 CrVMo 12 1	BD 2	X 160 CrMoV 12; Z 160 CDV 12	2310	X 155 CrVMo 12 1 KU	F.520.A	SKD 10; SKD 11		X153CrMoV12
39	D3; T30403	1.2080	X210Cr12; X 210 Cr 12	BD 3	X200Cr12; Z 200 C 12		X 205 Cr 12 KU	F.521; F.5212; X 210 Cr 12	SKD 1	Ch12	X210Cr12
39	L3; T61203	1.2067	102Cr6; 102 Cr 6; 100 Cr 6	BL 3; BL3	100Cr6RR; 100 C 6; 100Cr6; Y 100 C 6		102 Cr 6 KU	F.5230; 100 Cr 6	SUJ 2	Ch	102Cr6
39	M1; H41; T11301; T20841	1.3346	HS2-9-1; S 2-9-1	BM 1	HS 2-8-1; Z 85 DCWV 08-04-02-01						HS2-9-1
39	T1; T12001	1.3355	HS18-0-1; S 18-0-1	BT 1	18-0-1; HS 18-0-1; Z 80 WCV 18-04-01	2750	HS 18-0-1	F.5520; HS 18-0-1	SKH 2	R18	HS18-0-1
39	O2; T31502	1.2842	90MnCrV8; 90 MnCrV 8	BO 2; BO2	90 MnV 8; 90 MV 8		90 MoVCr 8 KU	90 MnCrV 8; F.5229			90MnCrV8
39	H13; T20813	1.2344	X40CrMoV5-1; X40 CrMoV 5 1	BH 13	X 40 CrMoV 5; Z 40 CDV 5	2242	X 40 CrMoV 5 1 1 KU	F.5318; X 40 CrMoSiV 5	SKD 61	4Ch5MF1S	X40CrMoV5-1
39											
39											
39											
39											
39											
39	440C; S44004; S44025	1.4125	X105CrMo17; X105 CrMo 17		Z 100 CD 17 Cl; Z 100 CD 17				SUS 440 C	95Ch18; 110Ch18M-SChD	X105CrMo17
40	A 532 III A 25% Cr	0.9650	G-X 260 Cr 27	Grade 3 D		0466-00				ChWG	
40	Ni-Hard 4	0.9630	G-X 300 CrNiSi 9 5 2								
40	Ni-Hard 1	0.9625	G-X 330 NiCr 4 2	Grade 2 B		0513-00					
40	A 532 III A 25% Cr	0.9655	G-X 300 CrMo 27 1	Grade 3 E						20Ch25N20S2	
40	Ni-Hard 2	0.9620	G-X 260 NiCr 4 2	Grade 2 A		0512-00					

Material Group No.	USA	Germany		U.K.	France	Sweden	Italy	Spain	Japan	Russia	EURONORM
	AISI/SAE/ UNS/ ASTM/AA	Werkstoff	DIN	BS	AFNOR	SS	UNI	UNE	JIS	GOST	EN
41	A532 IID20%CrMo-LC	0.9645; 5.5609	G-X 260 CrMoNi 20 2 1	Grade 3C							EN-GJN-HV600(XCr23)
41	A532 IIC15%CrMo-HC	0.9635; 0.9640	G-X 300 CrMo 15 3; G-X 300 CrMoNi 15 2 1	Grade 3A; Grade 3B							EN-GJN-HV600(XCr14)

ALPHABETICAL INDEX

E

E

F

H

H

S

ISCAR LTD.
Israel
Headquarters
Tel +972 (0)4 997 0311
Fax+972 (0)4 987 3741
www.iscar.com
headquarter@iscar.co.il

Argentina
ISCAR TOOLS ARGENTINA SA
Tel +54 114 912 2200
Fax+54 114 912 4411
admin@iscararg.com.ar
www.iscararg.com.ar

Australia
ISCAR AUSTRALIA PTY. LTD
Tel +61 (0) 2 8848 3500
Fax+61 (0) 2 8848 3511
iscaraus@iscar.com.au
www.iscar.com.au

Austria
ISCAR AUSTRIA GmbH
Tel +43 7252 71200-0
Fax+43 7252 71200-999
office@iscar.at
www.iscar.at

Belarus
JV ALC "TWING-M"
Tel +375 17 506-32-38
+375 17 506-33-31/65
Tel/Fax +375 17 506-32-37
info@twing.by
www.twing.by, www.iscar.by

Belgium
n.v. ISCAR BENELUX s.a.
Tel +32 (0) 2 464 2020
Fax+32 (0) 2 522 5121
info@iscar.be
www.iscar.be

Bosnia
(Representative Office)
Tel +387 32 201 100
Fax+387 32 201 101
info@iscar.ba

Brazil
ISCAR DO BRASIL COML. LTDA.
Tel +55 19 3826-7100
Fax+55 19 3826-7171
DDG 0800 701 8877
iscar@iscarbrasil.com.br
www.iscar.com.br

Bulgaria
ISCAR BULGARIA
Tel/Fax +359 431 62557
aa_iscar@infotel.bg
www.iscar.bg

Canada
ISCAR TOOLS INC.
Tel +1 905 829 9000
Fax+1 905 829 9100
admin@iscar.ca
www.iscar.ca

Chile
J&A INTERNATIONAL
Tel +56 2 2232 5838
amedina@jya.cl
www.jya.cl

China
ISCAR CHINA
Tel +86 21 8024 8888
iscar@iscar.com.cn
www.iscar.com.cn

Colombia
ISCAR Andina
Tel +57 310 380 9932
Tel/fax +57 1 896 65 78
iscar@iscar.com.co
www.iscar.com.co

Croatia
ISCAR ALATI d.o.o.
Tel +385 (0) 1 33 23 301
Fax+385 (0) 1 33 76 145
iscar@zg.t-com.hr
www.iscar.hr

Cyprus
WAMET (Demetriades) Ltd.
Tel +357 (0) 2 336660/5498
Fax+357 (0) 2 333386
wamet@cytanet.com.cy

Czech Republic
ISCAR CR s.r.o.
Tel +420 377 420 625
Fax+420 377 420 630
iscar@iscar.cz
www.iscar.cz

Denmark
KJ VAERKTOEJ AS/
ISCAR DENMARK
Tel +45 70 11 22 44
Fax+45 46 98 67 10
kj@kj.dk
www.iscar.dk

Ecuador
ISCAR Andina
Tel/fax +57 1 821 93 38
iscar@iscar.com.co
atencioncliente@iscar.com.co
www.iscar.com.co

Estonia
KATOMSK AS
Tel +372 6775 671
Fax+372 6720 266
aleksei@katomsk.ee

Finland
ISCAR FINLAND OY
Tel +358-(0)9-439 1420
Fax+358-(0)9-466 328
info@iscar.fi
www.iscar.fi

France
ISCAR FRANCE SAS
Tel +33 (0)1 30 12 92 92
Fax+33 (0)1 30 12 95 82
info@iscar.fr
www.iscar.fr

Germany
ISCAR Germany GmbH
Tel +49 (0) 72 43 9908-0
Fax+49 (0) 72 43 9908-93
gmbh@iscar.de
www.iscar.de

Greece
INTERNATIONAL TOOLS
K.-X. GEORGOPOULOS & SIA O.E
Tel +30 210 346 0133
Fax+30 210 342 5621
info@internationaltools.gr

VIMA
V. Mazloumian & Sons
Tel +30 2310 517-117 / 544-521
Fax+30 2310 529-107
vimaco@otenet.gr
http://www.vimaco.gr

Hong Kong
MTC TOOLING SYSTEMS LTD
Tel +85-2-23054838
Fax+85-2-27988789
yoongkamsing@hotmail.com

Hungary
ISCAR HUNGARY KFT.
Tel +36 28 887 700
Fax+36 28 887 710
iscar@iscar.hu
www.iscar.hu

India
ISCAR India Ltd.
Tel +91 77009 63707
sales@iscar.in
www.iscar.in

Indonesia
CV MULTI TEKNIK
Tel +62-21-29206242/44/45/59
Fax+62-21-29206243
contact@multi-teknik.co.id

Ireland
HARD METAL MACHINE TOOLS
Tel +353 (0) 1 286 2466
Fax+353 (0) 1 286 1514
phannigan@hardmetal.ie
www.hardmetal.ie

Italy
ISCAR ITALIA srl
Tel +39 02 93 528 1
Fax+39 02 93 528 213
marketing@iscaritalia.it
www.iscaritalia.it

Japan
ISCAR JAPAN LTD.
Tel +81 6 6835 5471
Fax+81 6 6835 5472
iscar@iscar.co.jp
www.iscar.co.jp

Latvia
MECHA, UAB
Tel +370 37 407 230
Fax+370 37 407 231
info@mecha.lt

Lithuania
MECHA, UAB
Tel +370 37 407 230
Fax+370 37 407 231
sigitas@mecha.lt

Mexico
ISCAR DE MÉXICO
Tel +52 (442) 214 5505
Fax+52 (442) 214 5510
iscarmex@iscar.com.mx
www.iscar.com.mx

The Netherlands
ISCAR NEDERLAND B.V.
Tel +31 (0) 182 535523
Fax+31 (0) 182 572777
info@iscar.nl
www.iscar.nl

New Zealand
ISCAR PACIFIC LTD.
Tel +64 (0) 9 573 1280
Fax+64 (0) 9 573 0781
iscar@iscarpac.co.nz

North Macedonia
(Representative Office)
Tel +389 2 309 02 52
Fax+389 2 309 02 54
info@iscar.com.mk

Norway
SVEA MASKINER AS
Tel +47 32277750
Fax+47 32277751
per.martin.bakken@svea.no

Peru
HARTMETALL SAC
Tel: (511) 6612699
otorres@hartmetallgroup.com

Philippines
MESCO
Tel +63 2631 1775
Fax+63 2635 0276
mesco@mesco.com.ph

Poland
ISCAR POLAND Sp. z o.o.
Tel +48 32 735 7700
Fax+48 32 735 7701
iscar@iscar.pl
www.iscar.pl

Portugal
ISCAR Portugal, SA
Tel +351 256 579950
Fax+351 256 586764
info@iscarportugal.pt
www.iscarportugal.pt

Romania
ISCAR Tools SRL
Tel +40 (0)312 286 614
Fax+40 (0)312 286 615
iscar-romania@iscar.com

Russia
Moscow
ISCAR LLC
Tel/fax +7 495 660 91 25/31
iscar@iscar.ru
www.iscar.ru

Serbia
ISCAR TOOLS d.o.o.
Tel +381 11 314 90 38
Fax+381 11 314 91 47
info@iscartools.rs

Singapore
SINO TOOLING SYSTEM
Tel +65 6566 7668
Fax+65 6567 7336
sinotool@singnet.com.sg

Slovakia
ISCAR SR, s.r.o.
Tel +421 (0) 41 5074301
Fax+421 (0) 41 5074311
info@iscar.sk
www.iscar.sk

Slovenia
ISCAR SLOVENIJA d.o.o.
Tel +386 1 580 92 30
Fax+386 1 562 21 84
info@iscar.si
www.iscar.si

South Africa
ISCAR SOUTH AFRICA (PTY) LTD.
ShareCall 08600-47227
Tel +27 11 997 2700
Fax+27 11 388 9750
iscar@iscarsa.co.za
www.iscar.co.za

South Korea
ISCAR KOREA
Tel +82 53 760 7594
Fax+82 53 760 7500
leeyj@taegutec.co.kr
www.iscarkorea.co.kr

Spain
ISCAR IBERICA SA
Tel +34 93 594 6484
Fax+34 93 582 4458
iscar@iscarib.es
www.iscarib.es

Sweden
ISCAR SVERIGE AB
Tel +46 (0) 18 66 90 60
Fax+46 (0) 18 122 920
info@iscar.se
www.iscar.se

Switzerland
ISCAR HARTMETALL AG
Tel +41 (0) 52 728 0850
Fax+41 (0) 52 728 0855
office@iscar.ch
www.iscar.ch

Taiwan
ISCAR Taiwan Ltd.
Tel +886 (0)4-24731573
Fax+886 (0)4-24731530
iscar.taiwan@msa.hinet.net
www.iscar.org.tw

Thailand
ISCAR Thailand Ltd.
Tel +66 (2) 7136633-8
Fax+66 (2) 7136632
iscar@iscarthailand.com
www.iscarthailand.com

Turkey
ISCAR Kesici Takim
TIC. VE. IML. LTD
Tel +90 (262) 751 04 84 (Pbx)
Fax+90 (262) 751 04 85
iscar@iscar.com.tr
www.iscar.com.tr

Ukraine
ISCAR UKRAINE LLC
Tel +38 (050) 440 23 91
info@iscar.com.ua
www.iscar.com.ua

United Arab Emirates
SVRS General Trading LLC
Tel +971 4 342 6699
www.svrs-mena.com

United Kingdom
ISCAR TOOLS LTD.
Tel +44 (0) 121 422 8585
Fax+44 (0) 121 423 2789
sales@iscar.co.uk
www.iscar.co.uk

United States
ISCAR METALS INC.
Tel +1 817 258 3200
Tech Tel 1-877-BY-ISCAR
Fax+1 817 258 3221
info@iscarmetals.com
www.iscarmetals.com

Venezuela
FERREINDUSTRIAL ISO-DIN C.A.
Tel +58 2 632 8211/633 4657
Fax+58 2 632 5277
iso-din@cantv.net

Vietnam
ISCAR VIETNAM
(Representative Office)
Tel +84 8 38 123 519/20
Fax+84 8 38 123 521
iscarvn@hcm.fpt.vn
www.iscarvn.com

Please check ISCAR's online catalog www.iscar.com for the most current technical information regarding our products.

2022
3419153G

ISCAR **MILLING** LINES

Metric Catalog

Download **ISCAR WORLD** APP

E-CAT

MILLING INDUSTRY4.0 INTELLIGENTLY

Member IMC Group

www.iscar.com